



DSRIP Update: Attribution

Greg Allen, Director of Policy
Office of Health Insurance Programs
NYS Department of Health



PRESENTATION OVERVIEW

- Initial Member Attribution Results (1st Round)
- Available Network Tools
- Attribution Process and Timeline



INITIAL MEMBER ATTRIBUTION RESULTS



KEY OBSERVATIONS FROM THE LATEST NETWORK/ATTRIBUTION RUN (10/3/2014)

- Attribution:

- Nearly 27% or 1.7 million lives were unattributed during the initial attribution run;
- Results vary by county but this is generally due to low Primary Care attribution as member PCP connectivity is only driving 31% of total attributed lives in the “All Other Services” category.

- Network Coverage and Robustness:

- Categories for ‘Developmental Disabilities’ and ‘Behavioral Health’ have reasonably high percentage of unattributed lives and the ‘All others’ category for PCPs has a high percentage of unattributed lives



INITIAL MEMBER ATTRIBUTION RESULTS (1ST ROUND)

Attribution Run Date	10/14/2014
Low Utilizing Medicaid Members	534,704
Non Utilizing Medicaid Members	1,124,054
Utilizing Medicaid Members, Attributed Outside Network Loyalty (single PPS Counties)	316,964
Utilizing Medicaid Members, Attributed Through Loyalty	2,655,552
Non-Attributed Members	<i>1,709,404</i>
Grand Total	6,340,678



INITIAL MEMBER ATTRIBUTION RESULTS (1ST ROUND)

	Developmental Disabilities	Long Term Care	Behavioral Health	All Others	Total Member Count
Level 1	2,112	84,518	45,285	68,064	199,979
Level 2	3,763		14,051	733,784	751,598
Level 3	945		178,039	1,418,766	1,597,750
Level 4	3,190		9,108	75,525	87,823
Level 5	94		5,674	12,634	18,402
Grand Total	10,104	84,518	252,157	2,308,773	2,655,552



SUGGESTIONS TO ENHANCE NETWORK ATTRIBUTION AND REDUCE COVERAGE GAPS

PCP Coverage

- Initial results indicated that attribution had less lives attributed by PCP assignment than expected
- To adjust for this, DOH suggests PPSs to include all NPIs of the servicing practitioners within your PPS on the Network Tool, even if they are salaried within the partner organization
- Where possible PPSs should try to establish a one-one relationship for all providers within a practice/service location
- The Managed Care Plans should validate that the PCP Matching file supplied for Q3-2014 is accurate
- PPS should make certain that all NPIs are included

General Coverage Issues

- Making use of the various tools available to seek out network partners and look up relevant partner information



AVAILABLE NETWORK TOOLS



TOOL 1: NON ATTRIBUTED MEMBER COUNT BY PROVIDER

- PPS will be provided with a 'Non Attributed Members Count by Provider' report; it is important to cross check and add all appropriate NPIs associated with the provider network
- Report is filterable and sortable by county and provider name

Providers that Service Non Attributed Members				
PPS County		Fulton		
Provider NPI	Provider MMIS	Provider Name	DSRIP Provider Type	Member Count
1336145168	(blank)	NATHAN LITTAUER HOSPITAL ASSOCIAT	HOSPITAL	1,324
		Nathan Littauer Hospital and Nursing Home	HOSPITAL	1,324
1811977796	(blank)	ST. MARY'S HEALTHCARE	MULTI-TYPE	1,694
1982674917	(blank)	NEW DIMENSIONS IN LIVING INC	DIAGNOSTIC AND TREAT	408
1134110281	(blank)	(blank)	(blank)	191
		SAQIB NAJMUS	(blank)	191
1326096793	(blank)	KEARNEY JOHN DR.	PHYSICIAN	308
1245309434	(blank)	NYSARC INC FULTON COUNTY CHAPTER	DIAGNOSTIC AND TREAT	281
1316918311	(blank)	BUYCK KEVIN	(blank)	278
1790986230	(blank)	MASTRANGELO JOHN DR.	(blank)	277
1598010530	(blank)	Walid Hanafi	PHYSICIAN	135
		HANAFI WALID	PHYSICIAN	135



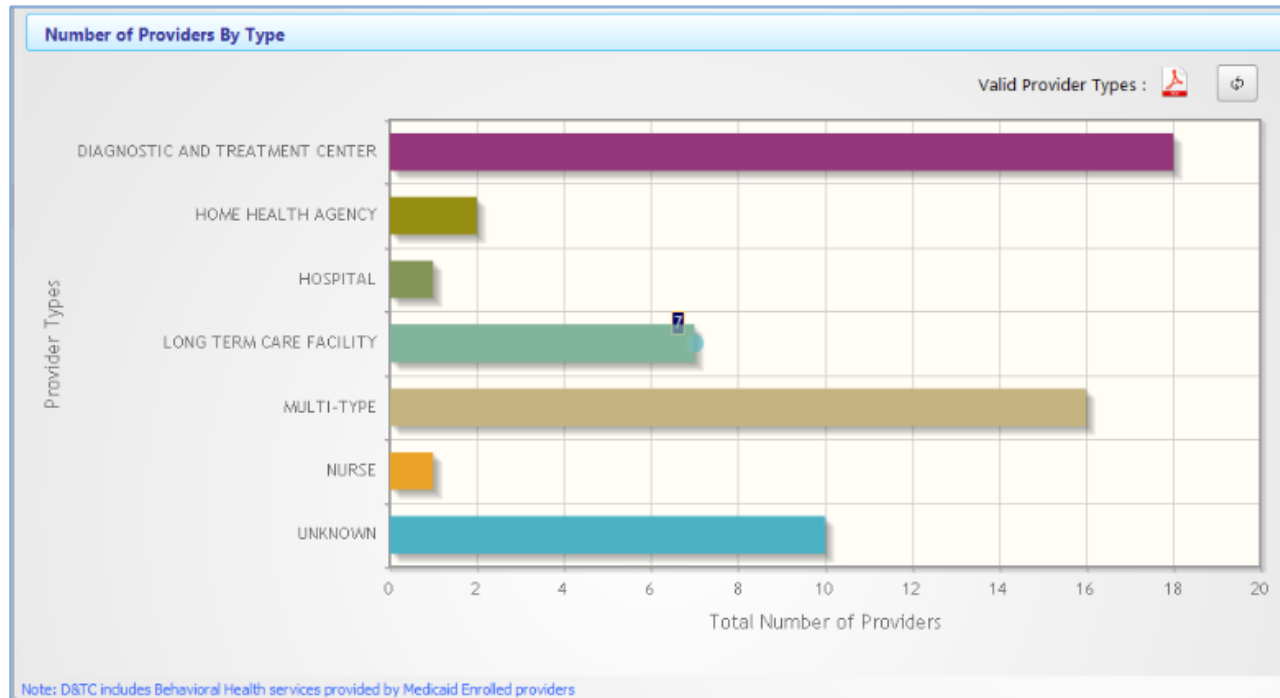
TOOL 2: ENTITY TO NPI REPORT

- Each PPS will be provided with a report that shows all the NPI numbers associated with each entity in the PPS network. This will allow a PPS to quickly assure it has all the relevant billing numbers for existing network partners.

PROV_ENTITY_NAME	PROV_ENTITY_ID	NPI
820 RIVER STREET INC.	E0186163	1447372289
ADIRONDACK MEDICAL CENTER	E0262909	1245446533
		1831226273
		1922135367
CANTON-POTSDAM HOSPITAL	E0263758	1114104445
CHAMPLAIN VALLEY PHYSICIANS H	E0267237	1487785382
		1609942739
		1841344983
CIRCLE ADOL PREG PROG TS	E0193583	(blank)
COMM MHC GLEN FALLS MH	E0177645	1407969397
		1598878480
		1619990991
		1780797670
		(blank)
CONIFER PARK	E0157893	1023208139
		1235185612
		1356396543
		1366498768
		1366632986
		1649225897
		1730379504



TOOL 3: NETWORK TOOL – NUMBER OF PROVIDERS BY TYPE



- Located on Network Tool Homepage
- Can be used to identify inadequacies in provider networks



TOOL 4: DSRIP DASHBOARDS

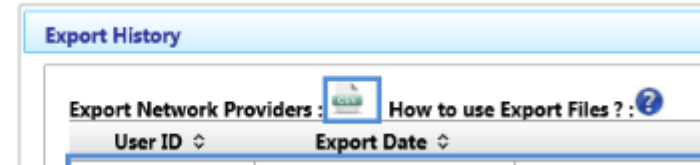
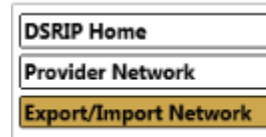
Access the dashboards at: dsripdashboards.health.ny.gov

- Assist with planning, community needs assessment and application development
- Help you build your network and select strategies and projects based on community needs
- Some specific use case examples:
 - To find ID numbers to add a known provider to your network:
 - Look up Provider NPI Numbers and MMIS ID's for potential Network Partners (Dashboard B6)
 - To find new providers to potentially add to your network:
 - Find the names of providers rendering primary care visits (Dashboard B5)
 - Find providers treating specific types of conditions; e.g. Mental Disorders (Dashboard B4)



ADDITIONAL INSTRUCTIONS TO UPDATE YOUR NETWORK

1. Export your current network from Network tool



2. Utilize Salient Public Facing dashboard and Unattributed Report to locate additional Providers that should be included in the DSRIP Provider Network. If pulling data from the Public Facing dashboard, ensure that you have Provider Name, NPI, and MMIS IDs in the proper format to import
 - Review page 3 of Export File Layout guide to ensure that you match the correct import format
3. Cut and paste the new providers from the Salient export to the bottom of your Network Tool export file
4. Review data to ensure that the files have been merged properly
5. Import the merged file
 - Make sure it is saved as a “.csv” file
 - Make sure column headings and data are in the correct format
 - Only enter one email address per line
6. Once files is finished pending and says “finalized”, review your network to confirm that the updates were properly captured.
7. Address any errors that remain in your network; warnings also need to be corrected but will not affect attribution.



ATTRIBUTION PROCESS AND TIMELINE



TIMELINE

Date	Activity
10/17/2014	Draft Initial attribution results provided to PPS
10/24/2014	Provider network tool locked for initial attribution
Week of 10/27/2014	Initial attribution results provided to PPSs
11/14/2014	Project Plan available in MAPP
11/24/2014	Final partner list due in network tool for final attribution
12/10/2014	Final attribution results release in PPS
12/16/2014	Project plan application due for PPS



USEFUL LINKS AND MORE INFORMATION

Salient Public Facing Dashboards:

<http://dsripdashboards.health.ny.gov/>

MAPP Analytics Performance Portal (MAPP):

https://www.health.ny.gov/health_care/medicaid/redesign/dsrip_medicaid_analytics_performance_portal.htm





We want to hear from you!

DSRIP e-mail:

dsrip@health.ny.gov

'Like' the MRT on Facebook:

<http://www.facebook.com/NewYorkMRT>

Follow the MRT on Twitter:

[@NewYorkMRT](https://twitter.com/NewYorkMRT)

Subscribe to our listserv:

http://www.health.ny.gov/health_care/medicaid/redesign/listserv.htm

