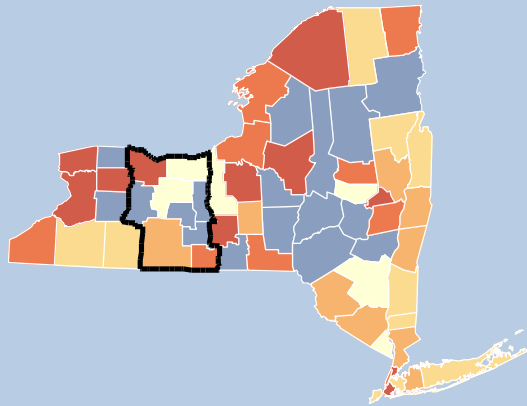
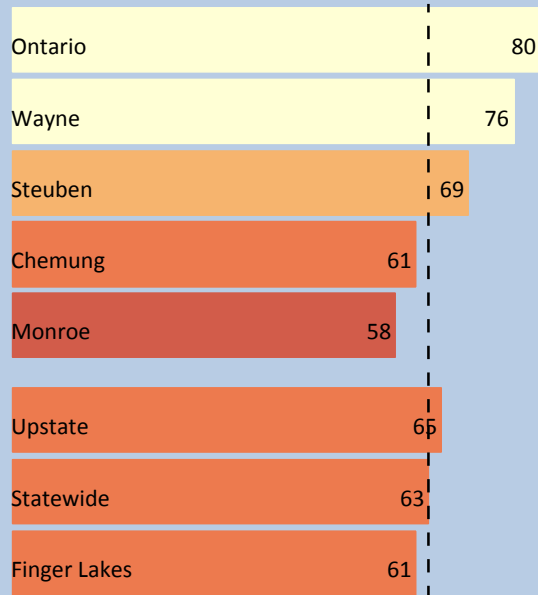


Percent of Patients with recommended care
Counties by Quintile



Countywide Percent

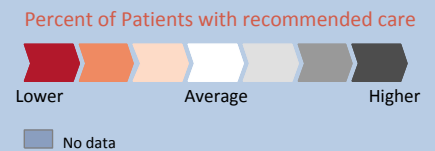
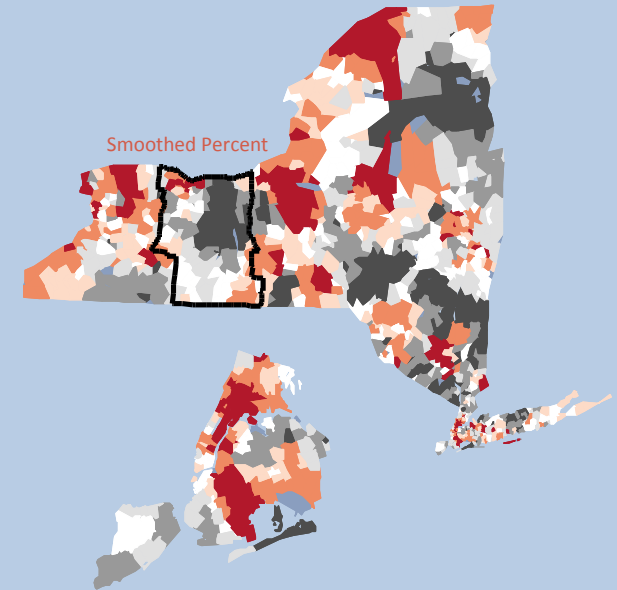
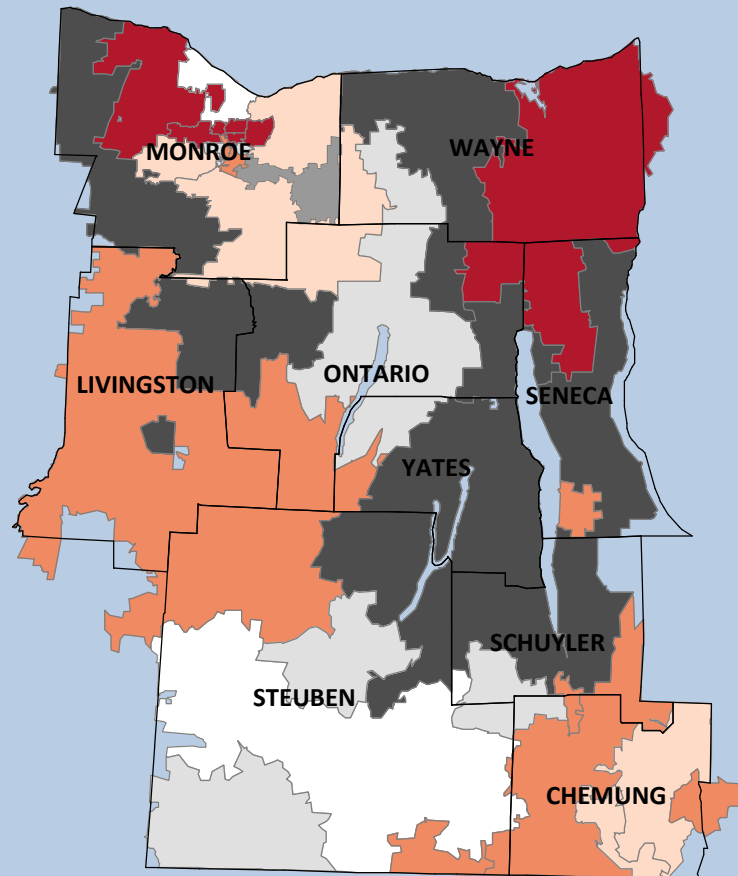


Number of recipients included in these data

Monroe	910	Ontario	54
Chemung	94	Seneca	<30
Steuben	74	Yates	<30
Wayne	54	Livingston	<30
		Schuyler	<30

Finger Lakes

Adherence to Antipsychotic Medications for People Living With Schizophrenia



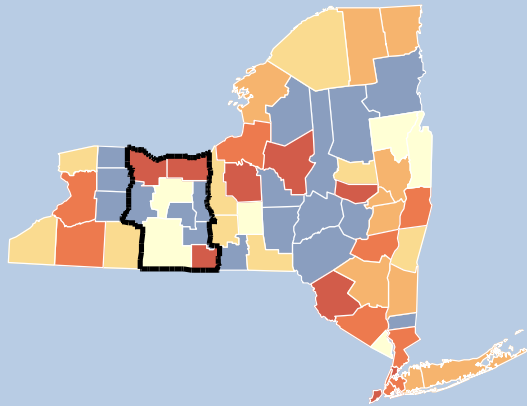
Delivery System Reform Incentive Payment Domain 3: Clinical Improvement Metrics A. Behavioral Health

Healthcare Effectiveness Data & Information Set (HEDIS), Medicaid Recipients, 2012

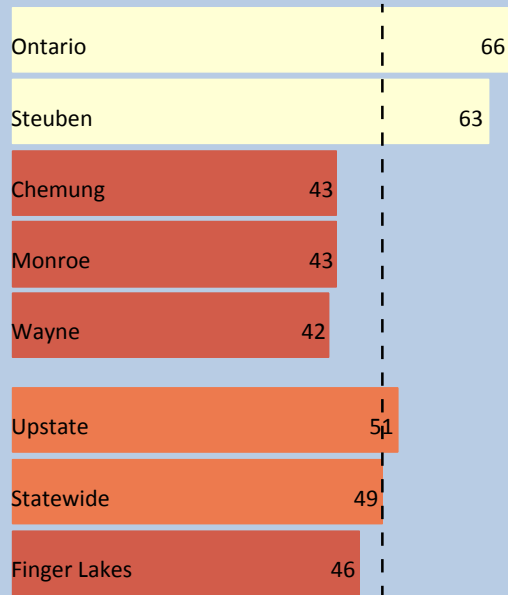
The percentage of recipients living with schizophrenia, ages 19 to 64 years, during the measurement year who were dispensed and remained on an antipsychotic medication for at least 80% of their treatment period.

*ZIP Codes combined so at least 30 recipients are included in areas.
Data Source Office of Quality and Patient Safety, 2014
Created by Office of Health Systems Management, NYSDOH*

Percent of Patients with recommended care
Counties by Quintile

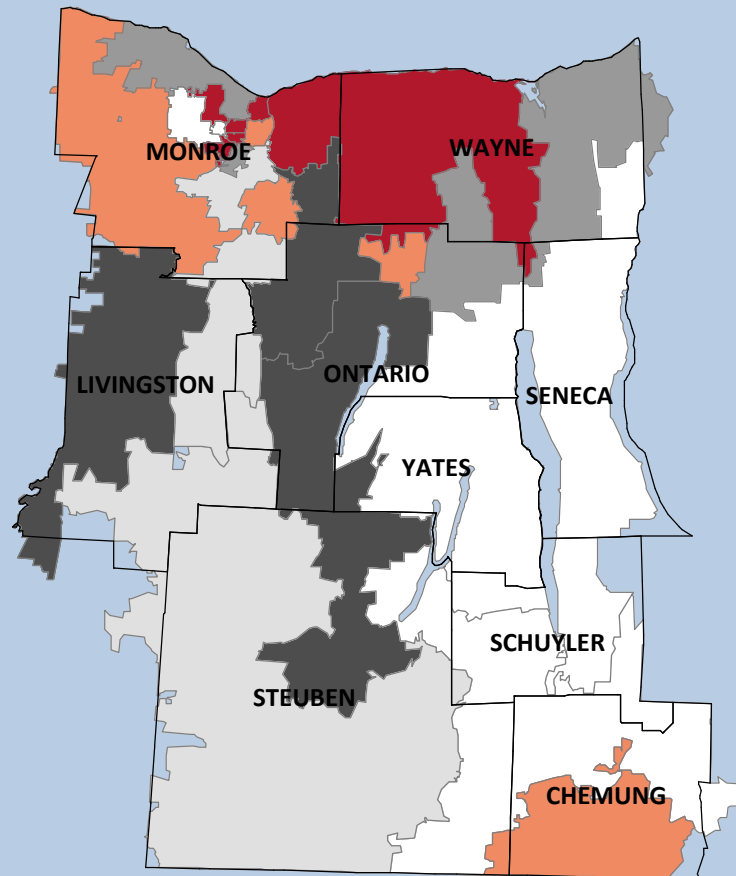


Countywide Percent



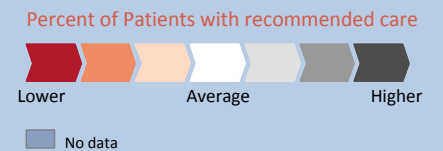
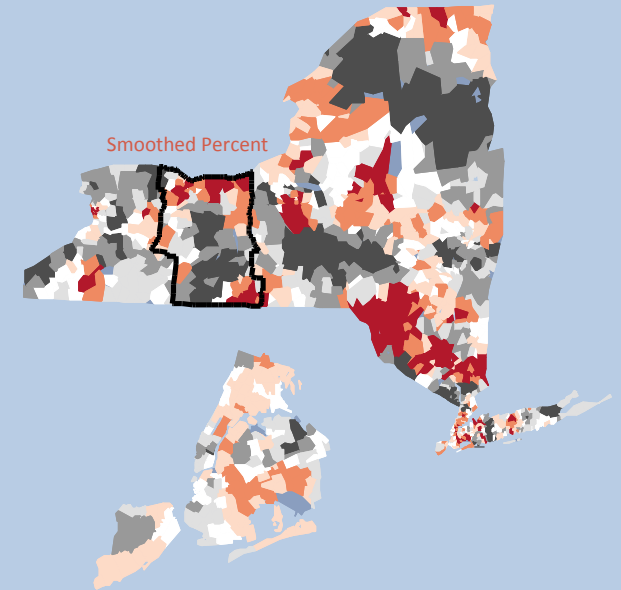
Number of recipients included in these data

Monroe	665	Steuben	41
Chemung	79	Livingston	<30
Wayne	57	Yates	<30
Ontario	44	Seneca	<30
		Schuyler	<30



Finger Lakes

Antidepressant Medication Management - Effective Treatment for Acute Phase

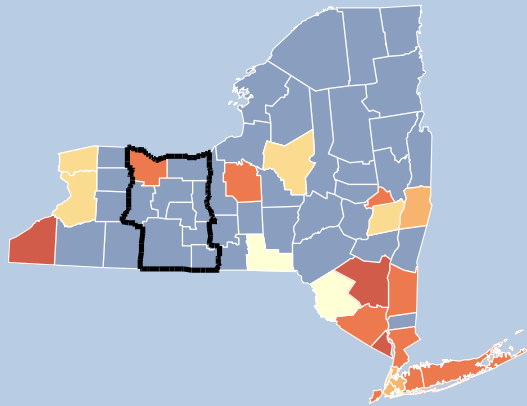


Delivery System Reform Incentive Payment Domain 3: Clinical Improvement Metrics A. Behavioral Health

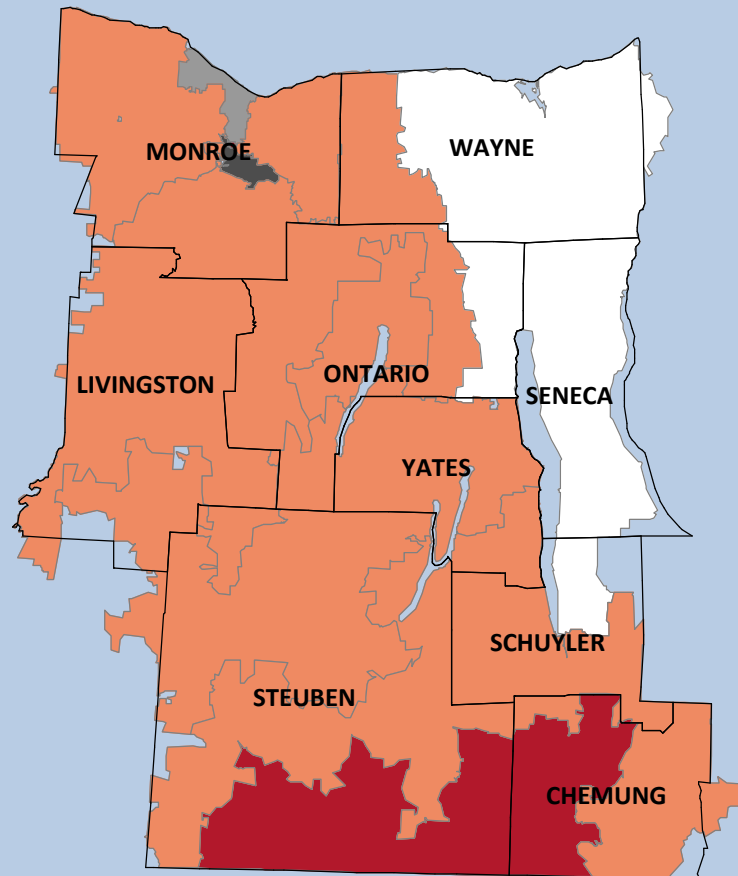
Healthcare Effectiveness Data & Information Set (HEDIS), Medicaid Recipients, 2012

The percentage of recipients who remained on antidepressant medication during the entire 12-week acute treatment phase.

Percent of Patients with recommended care
Counties by Quintile

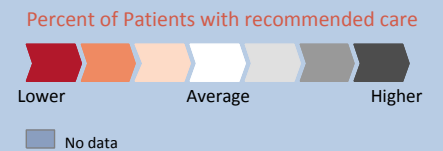
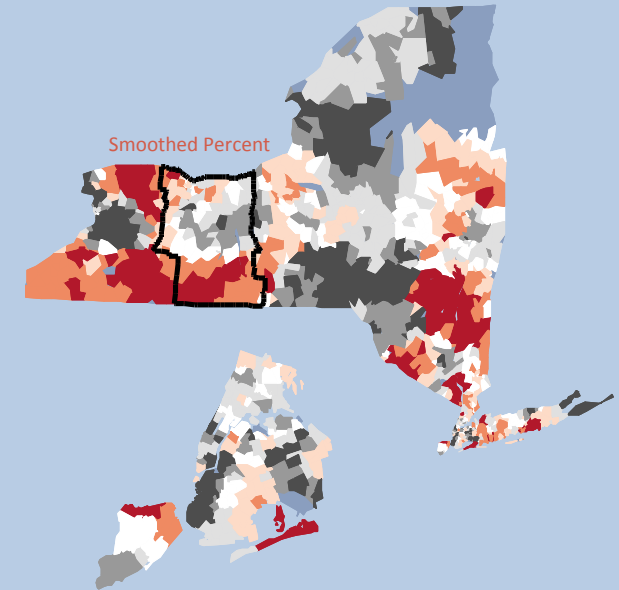


Countywide Percent



Finger Lakes

Diabetes Monitoring for People Living With Diabetes and Schizophrenia



Delivery System Reform Incentive Payment Domain 3: Clinical Improvement Metrics A. Behavioral Health

Healthcare Effectiveness Data & Information Set
(HEDIS), Medicaid Recipients, 2012

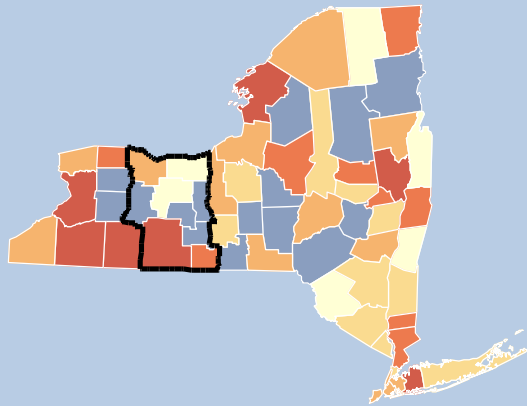
The percentage of recipients living with schizophrenia and diabetes, ages 18 to 64 years, who had both an LDL-C test and an HbA1c test during the measurement year.

Number of recipients included in these data

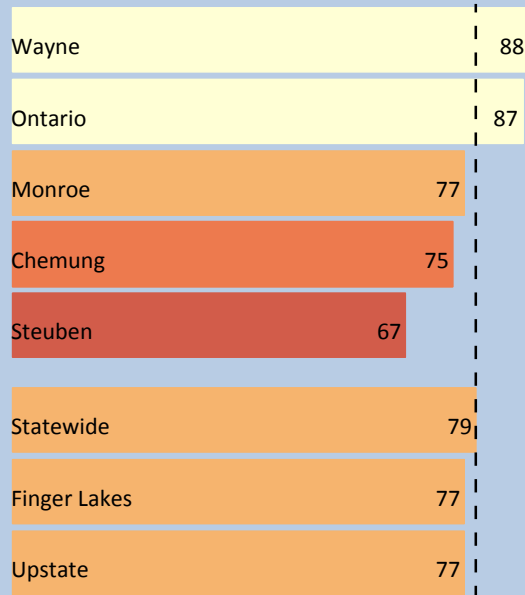
Monroe	216	Ontario	<30
Chemung	<30	Yates	<30
Steuben	<30	Seneca	<30
Wayne	<30	Livingston	<30

ZIP Codes combined so at least 30 recipients are included in areas.
Data Source Office of Quality and Patient Safety, 2014
Created by Office of Health Systems Management, NYSDOH

Percent of Patients with recommended care
Counties by Quintile



Countywide Percent

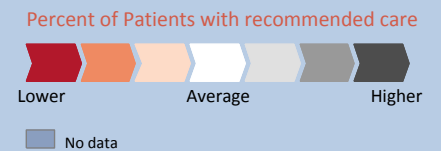
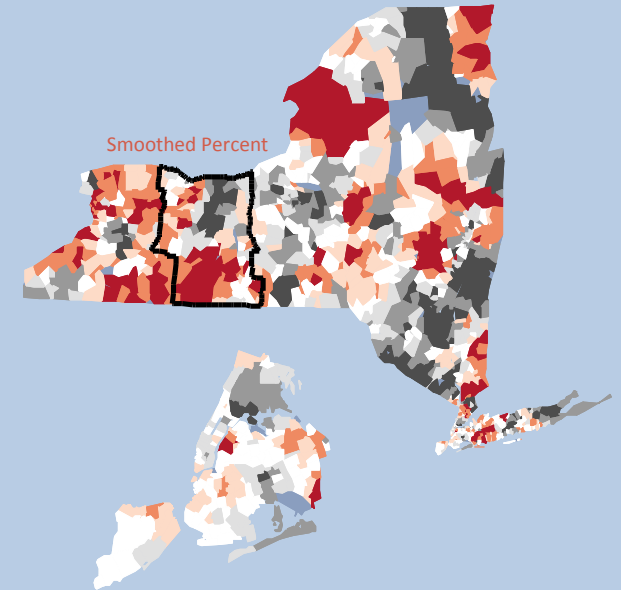
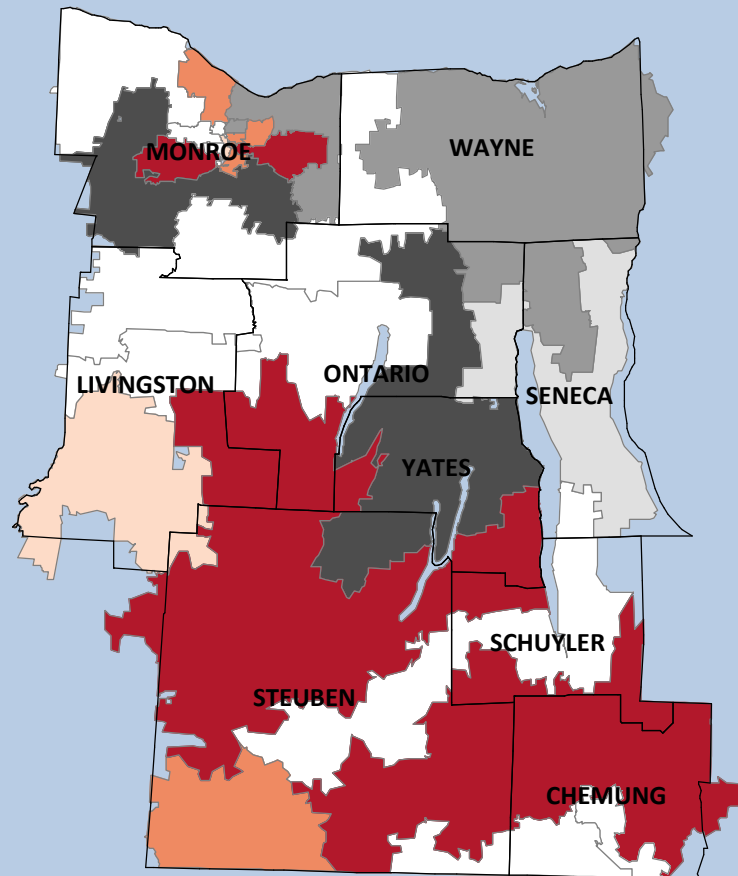


Number of recipients included in these data

Monroe	762	Steuben	43
Chemung	72	Livingston	<30
Ontario	47	Seneca	<30
Wayne	43	Yates	<30
		Schuyler	<30

Finger Lakes

Diabetes Screening for People Living With Schizophrenia or Bipolar Disorder Who Are



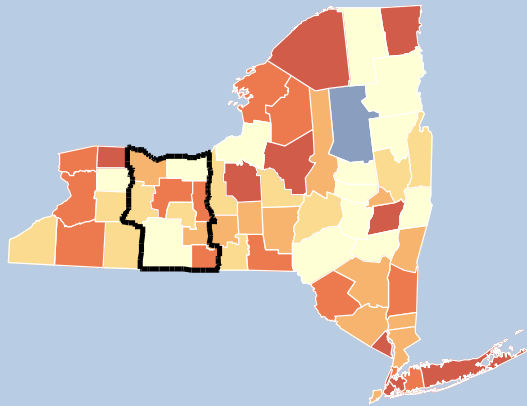
Delivery System Reform Incentive Payment Domain 3: Clinical Improvement Metrics A. Behavioral Health

Healthcare Effectiveness Data & Information Set
(HEDIS), Medicaid Recipients, 2012

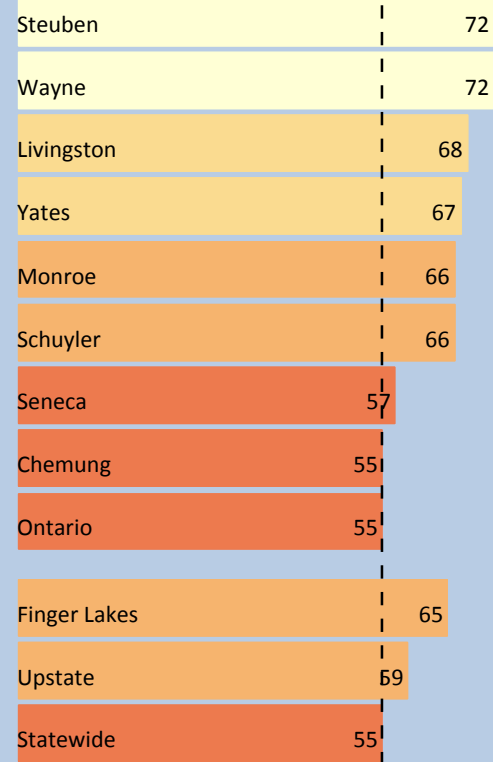
The percentage of recipients living with schizophrenia or bipolar disorder, ages 18 to 64 years, who were dispensed an antipsychotic medication and had a diabetes screening test during the measurement year.

*ZIP Codes combined so at least 30 recipients are included in areas.
Data Source Office of Quality and Patient Safety, 2014
Created by Office of Health Systems Management, NYSDOH*

Percent of Patients with recommended care
Counties by Quintile

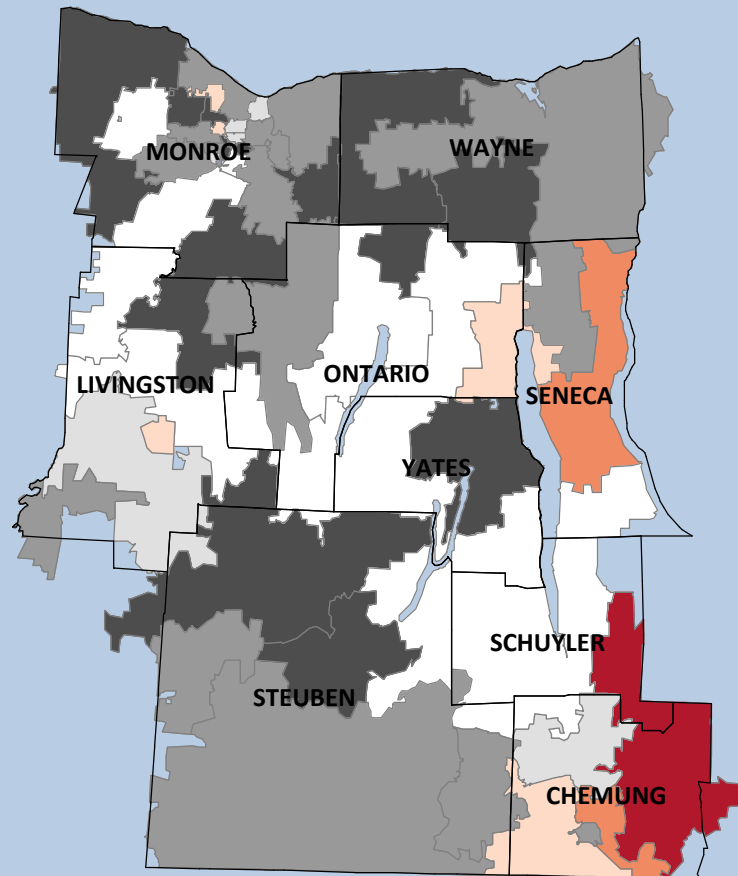


Countywide Percent



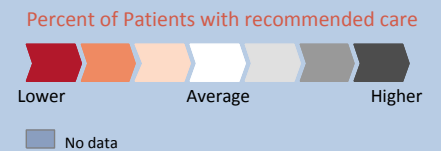
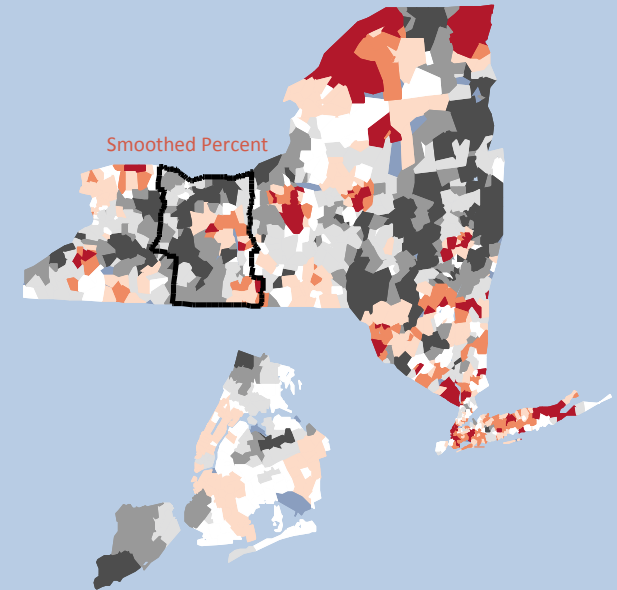
Number of recipients included in these data

Monroe	1,382	Wayne	115
Chemung	315	Livingston	65
Steuben	259	Seneca	56
Ontario	145	Schuyler	32
		Yates	30



Finger Lakes

Follow-up After Hospitalization for Mental Illness within 30 Days



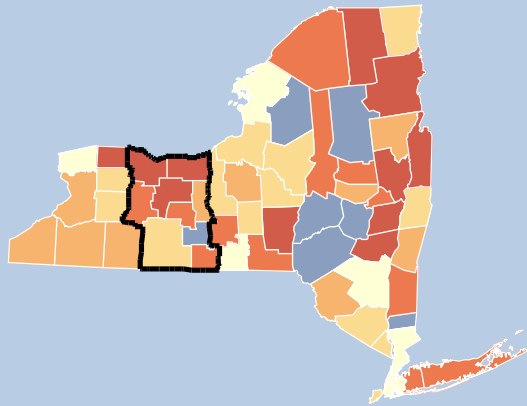
Delivery System Reform Incentive Payment Domain 3: Clinical Improvement Metrics A. Behavioral Health

Healthcare Effectiveness Data & Information Set
(HEDIS), Medicaid Recipients, 2012

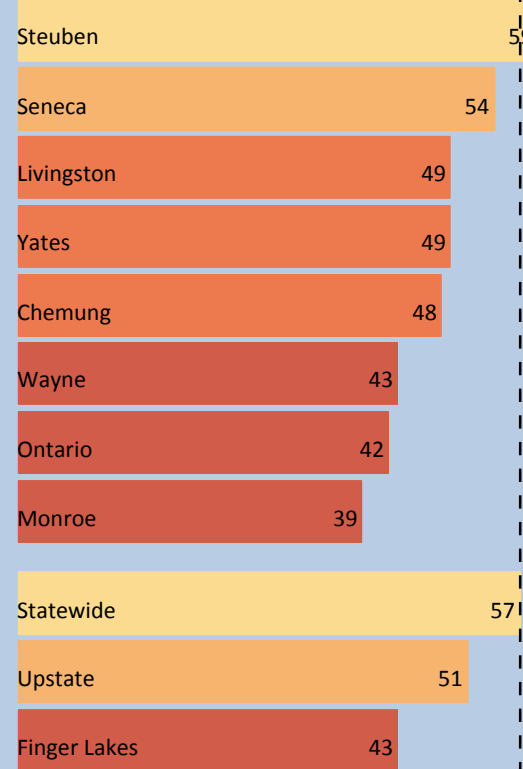
The percentage of recipients who were seen on an ambulatory basis or who were in intermediate treatment with a mental health provider within 30 days of discharge following a mental health related admission.

*ZIP Codes combined so at least 30 recipients are included in areas.
Data Source Office of Quality and Patient Safety, 2014
Created by Office of Health Systems Management, NYSDOH*

Percent of Patients with recommended care
Counties by Quintile



Countywide Percent

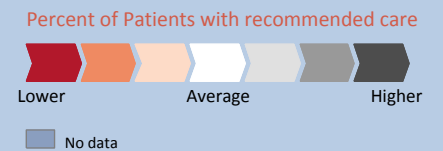
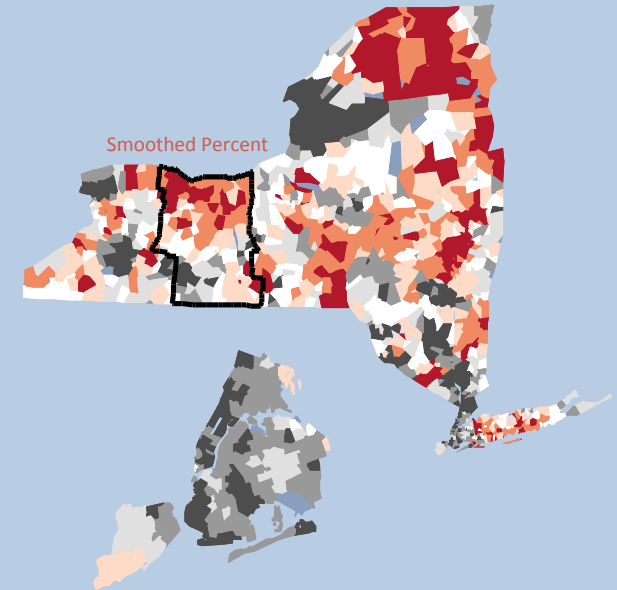
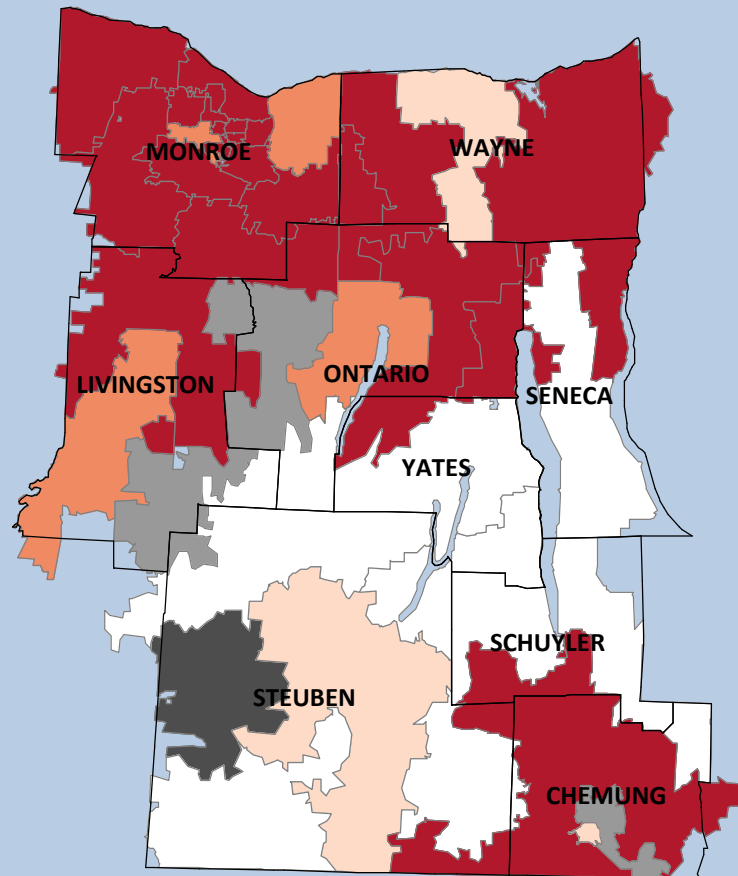


Number of recipients included in these data

Monroe	1,235	Steuben	118
Wayne	141	Livingston	69
Chemung	139	Yates	41
Ontario	137	Seneca	35
		Schuyler	<30

Finger Lakes

Follow-Up Care for Children Prescribed ADHD Medication- Initiation Phase



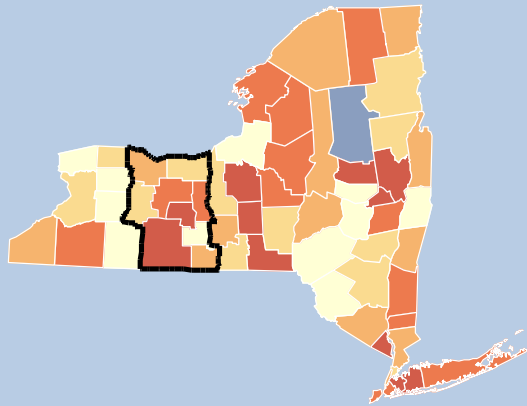
Delivery System Reform Incentive Payment Domain 3: Clinical Improvement Metrics A. Behavioral Health

Healthcare Effectiveness Data & Information Set
(HEDIS), Medicaid Recipients, 2012

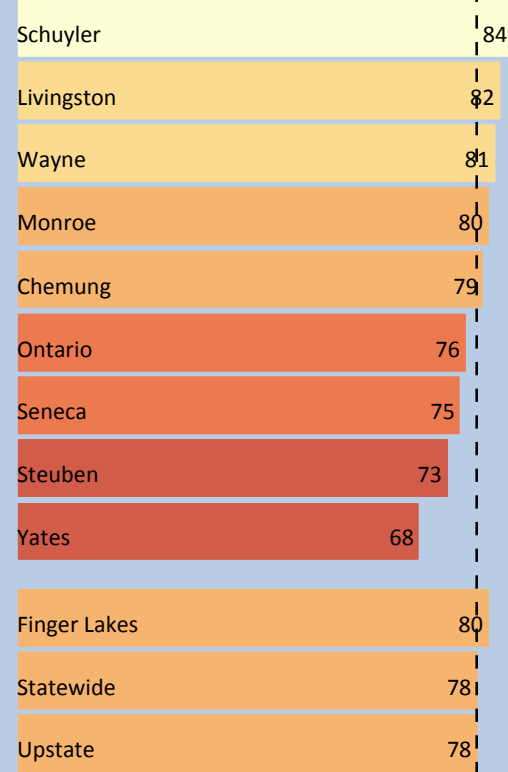
The percentage of children with a new prescription for ADHD medication and who had one follow-up visit with a practitioner within the 30 days after starting the medication.

ZIP Codes combined so at least 30 recipients are included in areas.
Data Source Office of Quality and Patient Safety, 2014
Created by Office of Health Systems Management, NYSDOH

Percent of Patients with recommended care
Counties by Quintile



Countywide Percent

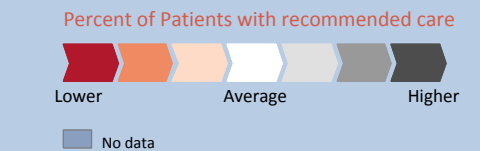
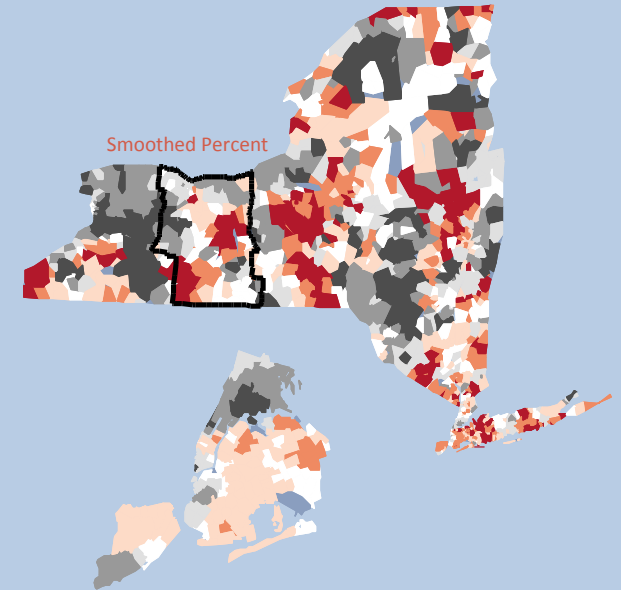
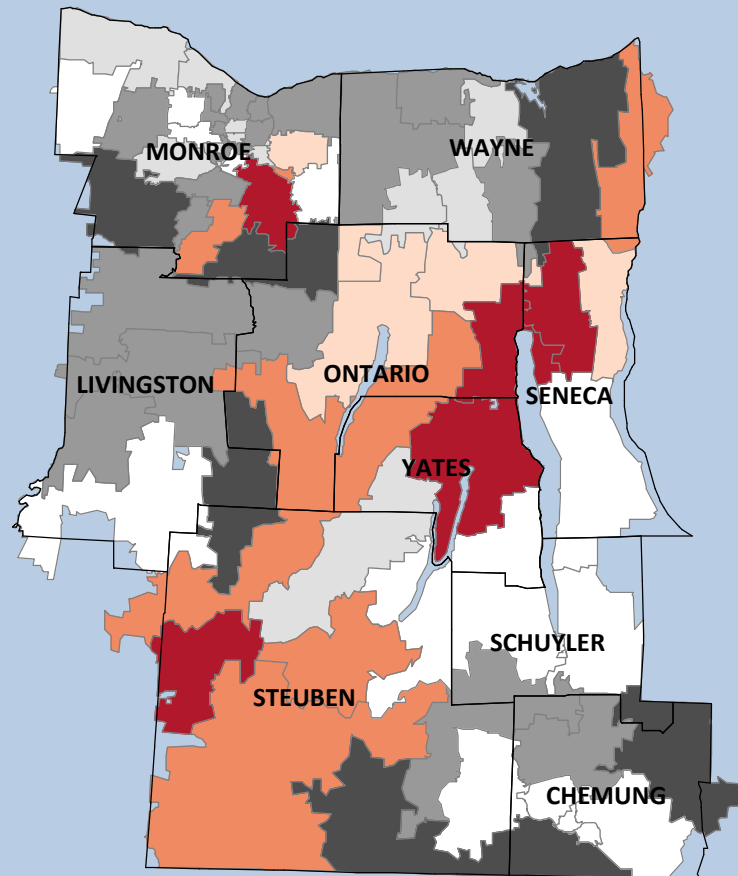


Number of recipients included in these data

Monroe	5,304	Ontario	372
Chemung	617	Livingston	221
Steuben	509	Seneca	138
Wayne	412	Yates	117
		Schuyler	93

Finger Lakes

Initiation of Alcohol and Other Drug Dependence Treatment



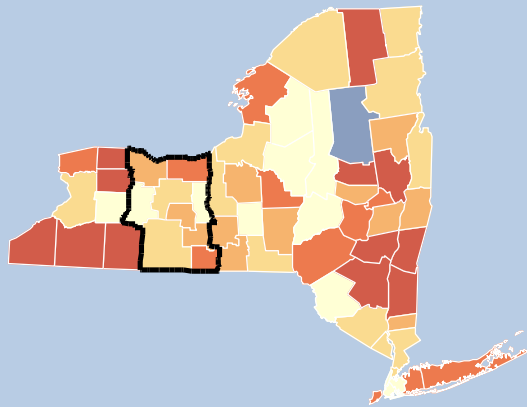
Delivery System Reform Incentive Payment Domain 3: Clinical Improvement Metrics A. Behavioral Health

Healthcare Effectiveness Data & Information Set
(HEDIS), Medicaid Recipients, 2012

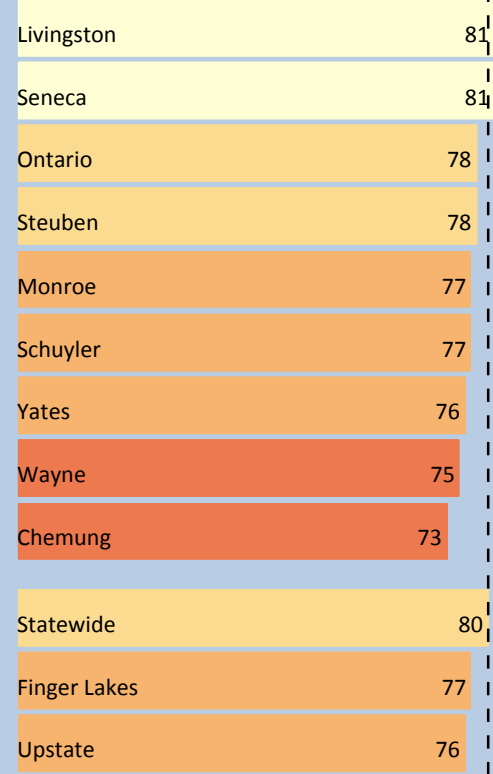
The percentage of recipients who initiated treatment within 14 days of the diagnosis after the first new episode of alcohol or drug dependence, .

*ZIP Codes combined so at least 30 recipients are included in areas.
Data Source Office of Quality and Patient Safety, 2014
Created by Office of Health Systems Management, NYSDOH*

Percent of Patients with recommended care
Counties by Quintile



Countywide Percent



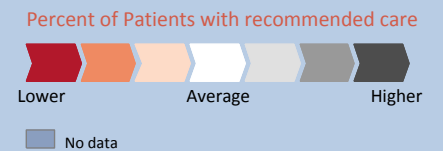
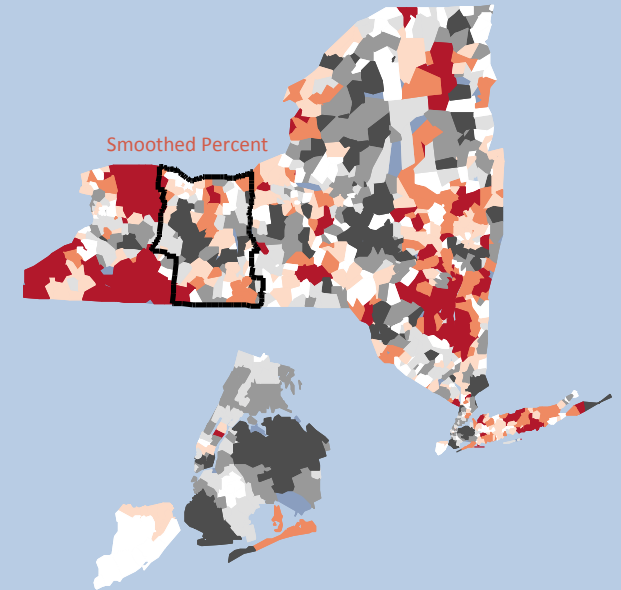
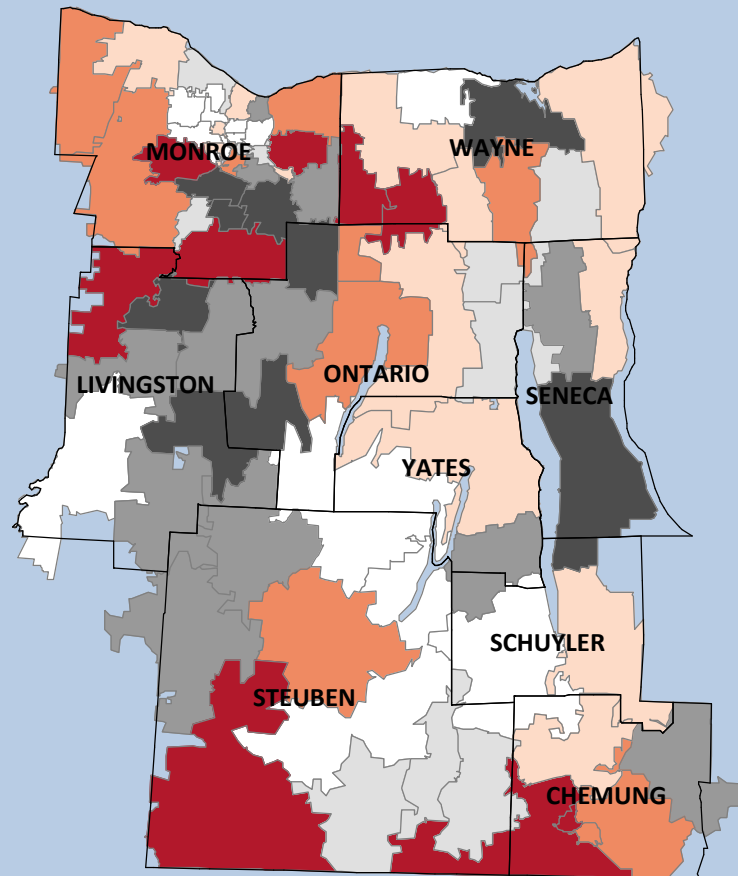
Number of recipients included in these data

Monroe	5,499	Ontario	404
Chemung	690	Livingston	287
Steuben	597	Seneca	164
Wayne	428	Yates	133
		Schuyler	106

Finger Lakes

Comprehensive Diabetes Care

HbA1c Testing



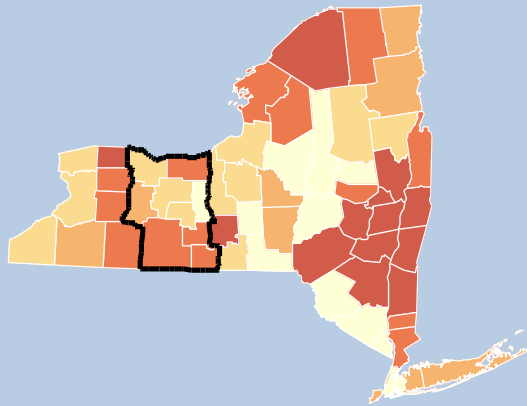
Delivery System Reform Incentive Payment Domain 3: Clinical Improvement Metrics C. Diabetes

Healthcare Effectiveness Data & Information Set
(HEDIS), Medicaid Recipients, 2012

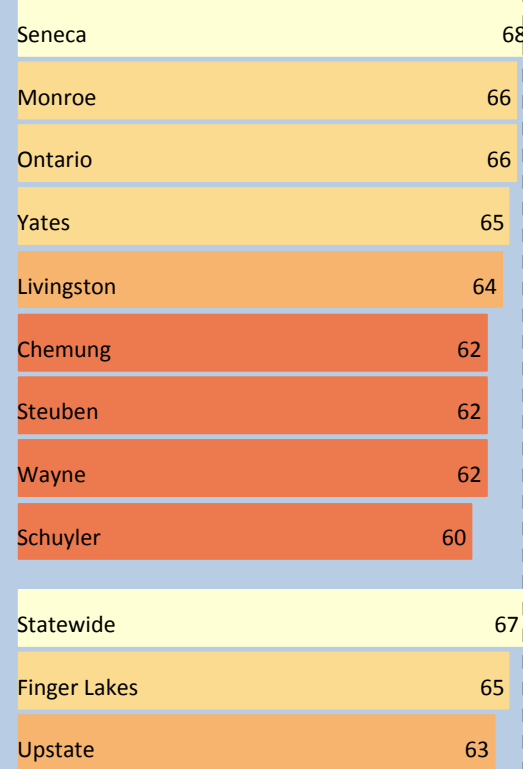
*The percentage of recipients living with diabetes who received
at least one Hemoglobin A1c (HbA1c) test within the past year.*

*ZIP Codes combined so at least 30 recipients are included in areas.
Data Source Office of Quality and Patient Safety, 2014
Created by Office of Health Systems Management, NYSDOH*

Percent of Patients with recommended care
Counties by Quintile



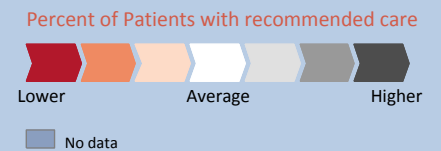
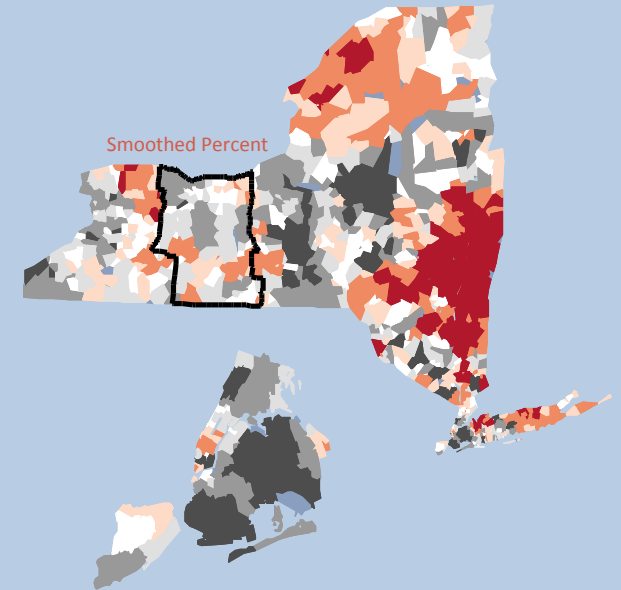
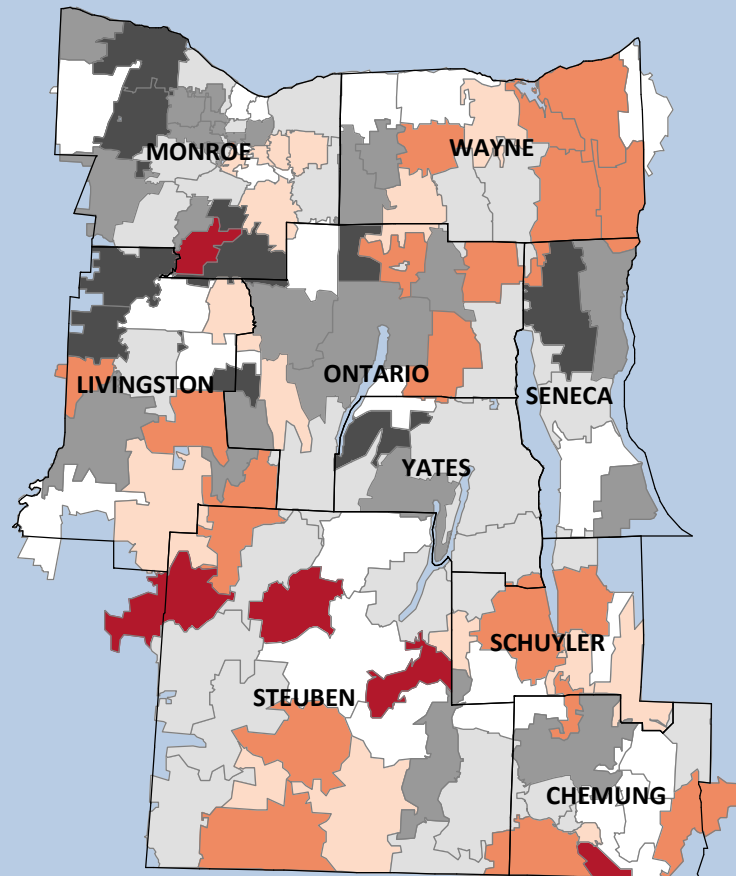
Countywide Percent



Number of recipients included in these data

Monroe	27,232	Ontario	2,594
Chemung	3,336	Livingston	1,597
Steuben	3,068	Seneca	905
Wayne	2,621	Yates	823
		Schuyler	660

Finger Lakes Cervical Cancer Screening



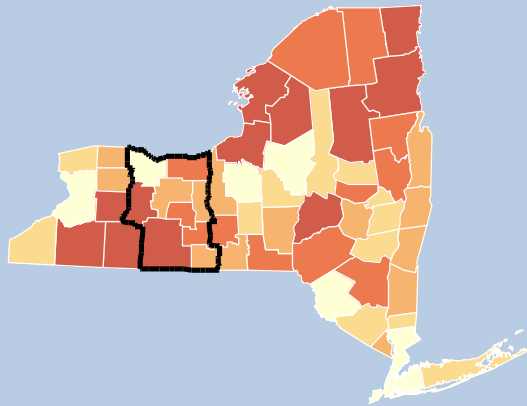
Delivery System Reform Incentive Payment Domain 3: Clinical Improvement Metrics E. HIV/AIDS

Healthcare Effectiveness Data & Information Set
(HEDIS), Medicaid Recipients, 2012

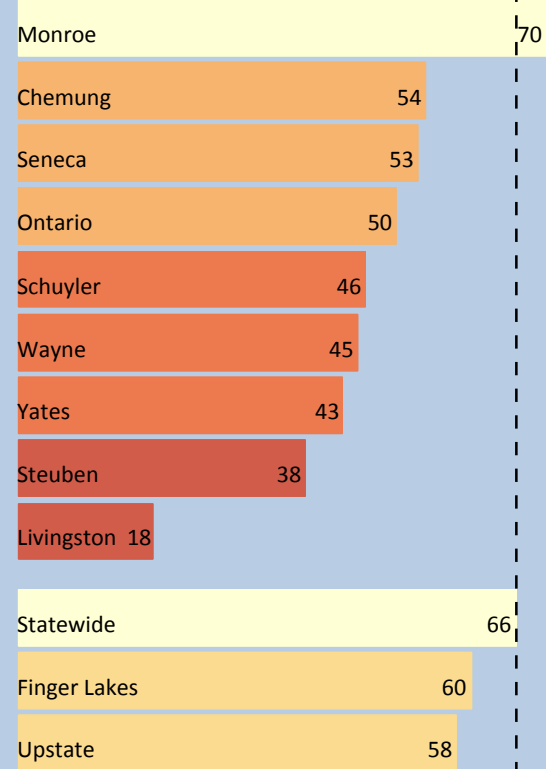
The percentage of women, ages 24 to 64 years, who had had cervical cytology performed every 3 years or women, ages 30 to 64 years, who had cervical cytology/human papillomavirus (HPV) co-testing performed every 5 years.

*ZIP Codes combined so at least 30 recipients are included in areas.
Data Source Office of Quality and Patient Safety, 2014
Created by Office of Health Systems Management, NYSDOH*

Percent of Patients with recommended care
Counties by Quintile



Countywide Percent

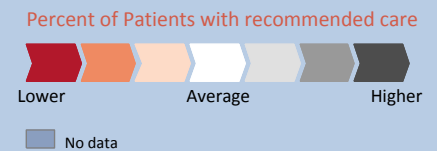
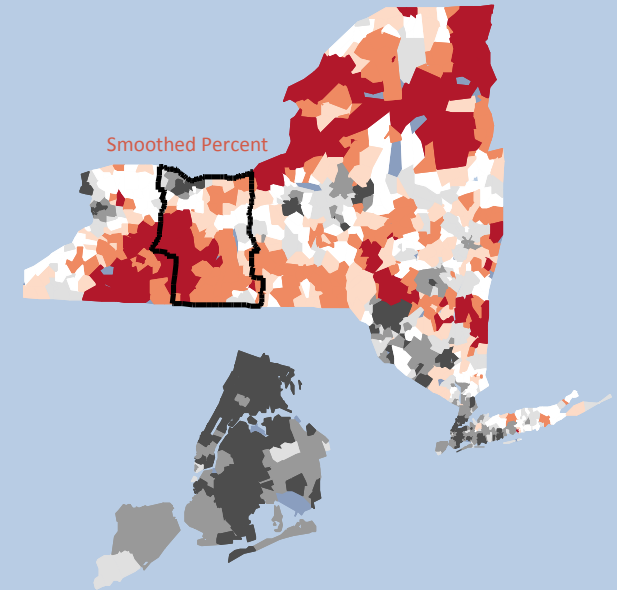
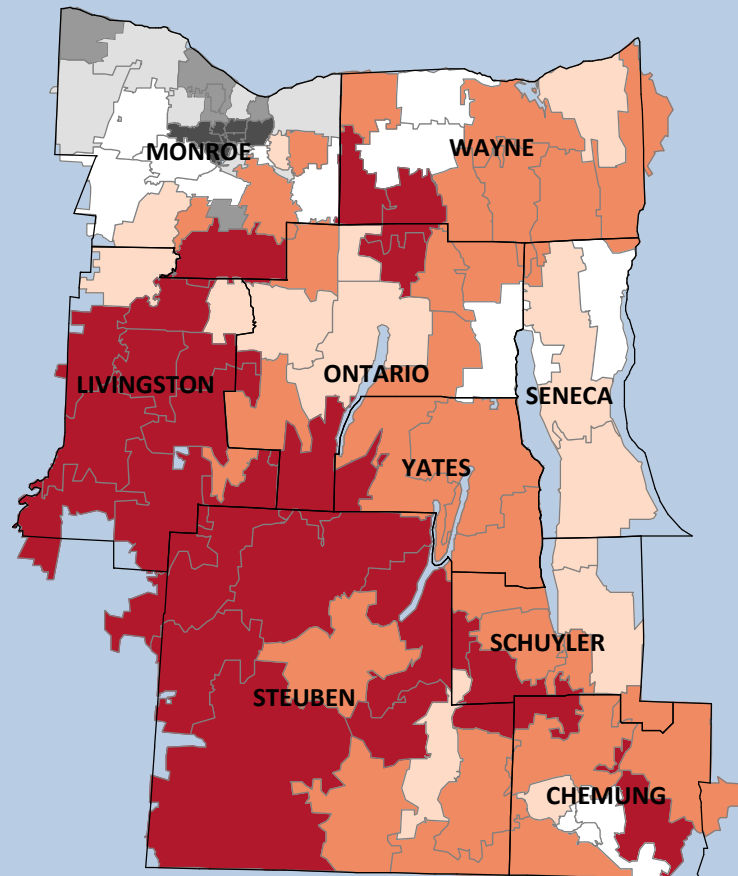


Number of recipients included in these data

Monroe	7,839	Ontario	673
Chemung	987	Livingston	573
Steuben	975	Yates	261
Wayne	692	Seneca	239
		Schuyler	176

Finger Lakes

Chlamydia Screening Among Young Women



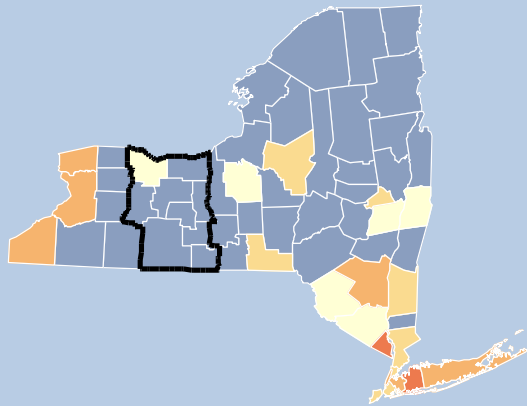
Delivery System Reform Incentive Payment Domain 3: Clinical Improvement Metrics E. HIV/AIDS

Healthcare Effectiveness Data & Information Set (HEDIS), Medicaid Recipients, 2012


The percentage of sexually active young women, ages 16 to 24 years, who had at least one test for chlamydia during the measurement year.

*ZIP Codes combined so at least 30 recipients are included in areas.
Data Source Office of Quality and Patient Safety, 2014
Created by Office of Health Systems Management, NYSDOH*

Percent of Patients with recommended care
Counties by Quintile



Countywide Percent

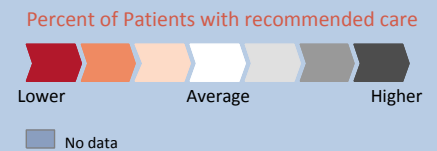
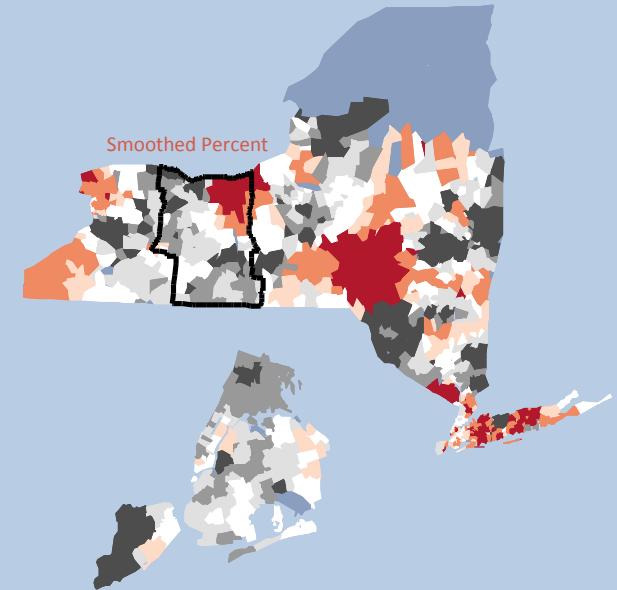
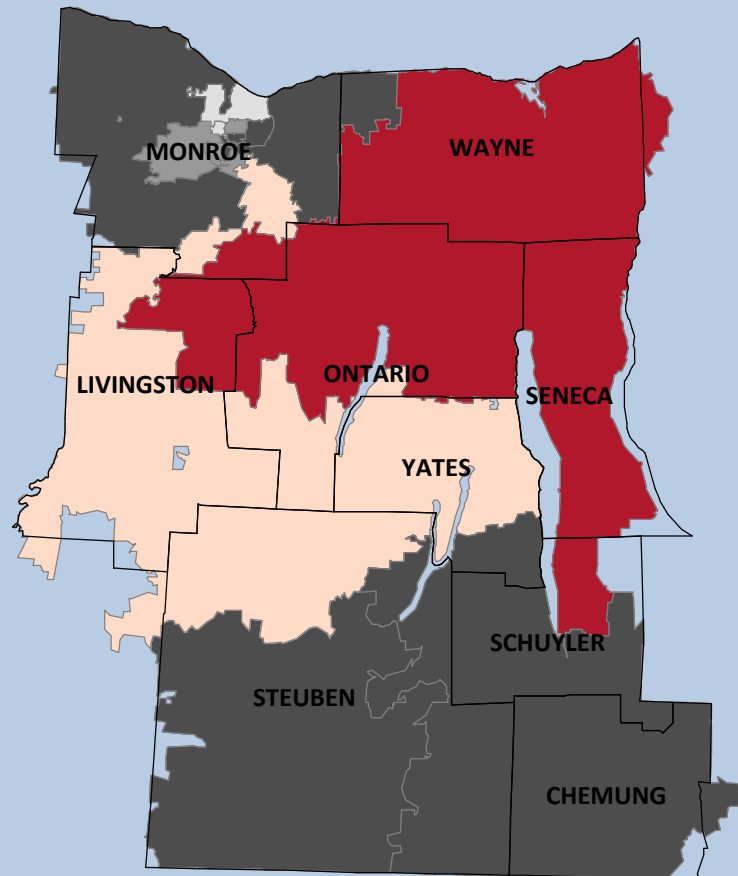


Number of recipients included in these data

Monroe	547	Steuben	<30
Chemung	<30	Livingston	<30
Ontario	<30	Seneca	<30
Wayne	<30		

Finger Lakes

Comprehensive Care for People Living with HIV or AIDS - Engagement in Care



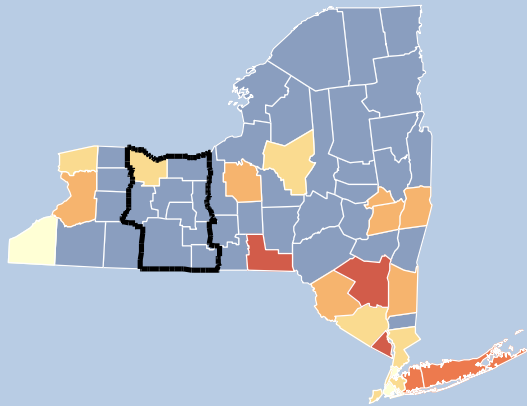
Delivery System Reform Incentive Payment Domain 3: Clinical Improvement Metrics E. HIV/AIDS

Healthcare Effectiveness Data & Information Set
(HEDIS), Medicaid Recipients, 2012

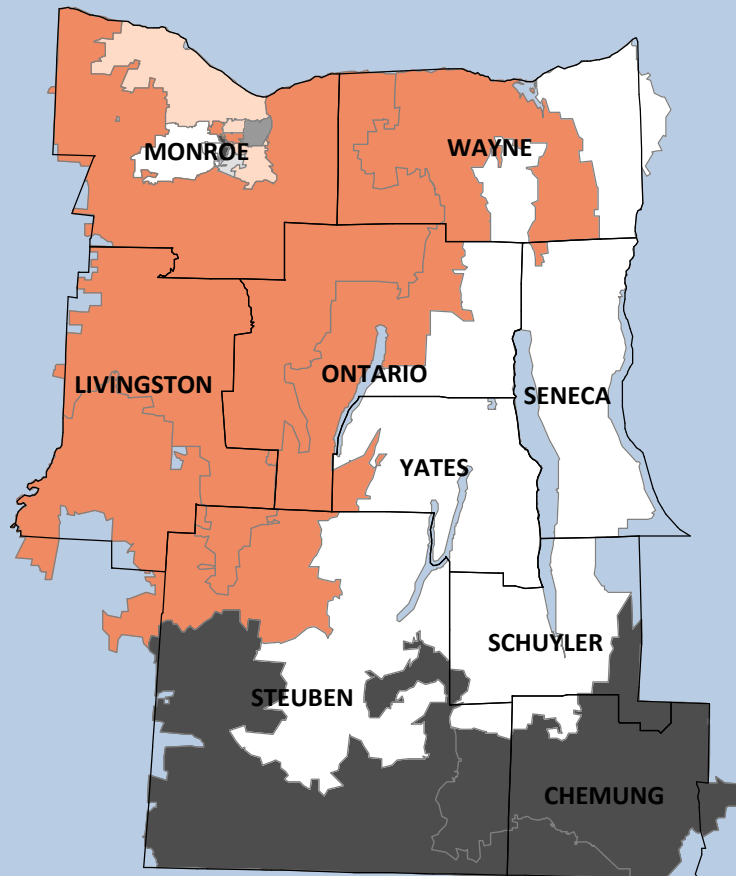
The percentage of recipients living with HIV/AIDS, ages 2 years and older, who had two visits for primary care or HIV related care with at least one visit during each half of the past year.

ZIP Codes combined so at least 30 recipients are included in areas.
Data Source Office of Quality and Patient Safety, 2014
Created by Office of Health Systems Management, NYSDOH

Percent of Patients with recommended care
Counties by Quintile

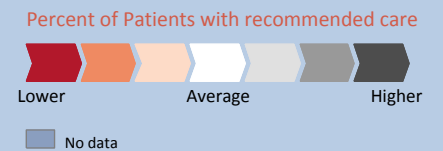
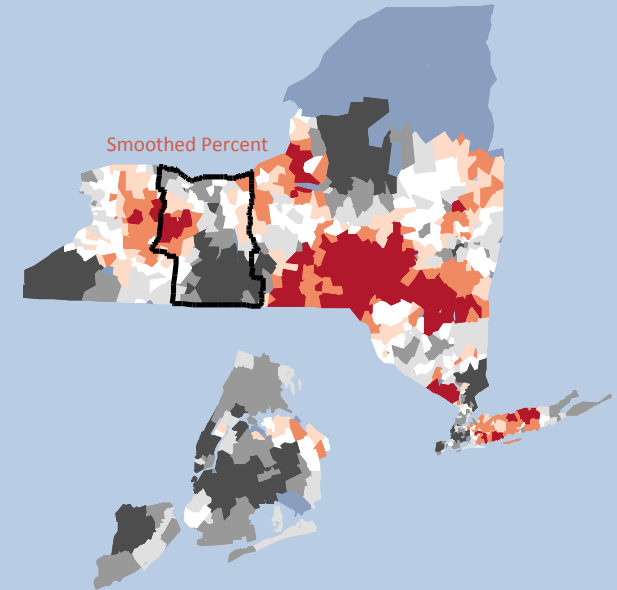


Countywide Percent



Finger Lakes

Comprehensive Care for People Living with HIV or AIDS - Syphilis Screening



Delivery System Reform Incentive Payment Domain 3: Clinical Improvement Metrics E. HIV/AIDS

Healthcare Effectiveness Data & Information Set
(HEDIS), Medicaid Recipients, 2012

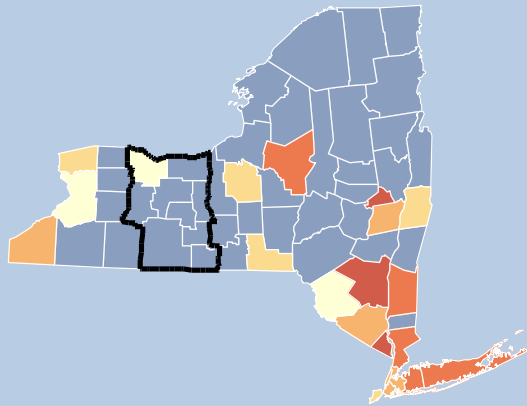
The percentage of recipients living with HIV/AIDS, ages 19 years and older, who were screened for syphilis in the past year.

Number of recipients included in these data

Monroe	539	Steuben	<30
Chemung	<30	Livingston	<30
Ontario	<30	Seneca	<30
Wayne	<30		

ZIP Codes combined so at least 30 recipients are included in areas.
Data Source Office of Quality and Patient Safety, 2014
Created by Office of Health Systems Management, NYSDOH

Percent of Patients with recommended care
Counties by Quintile



Countywide Percent

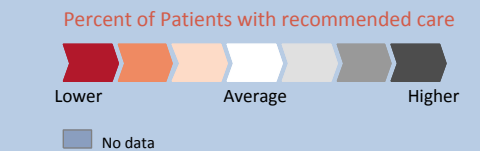
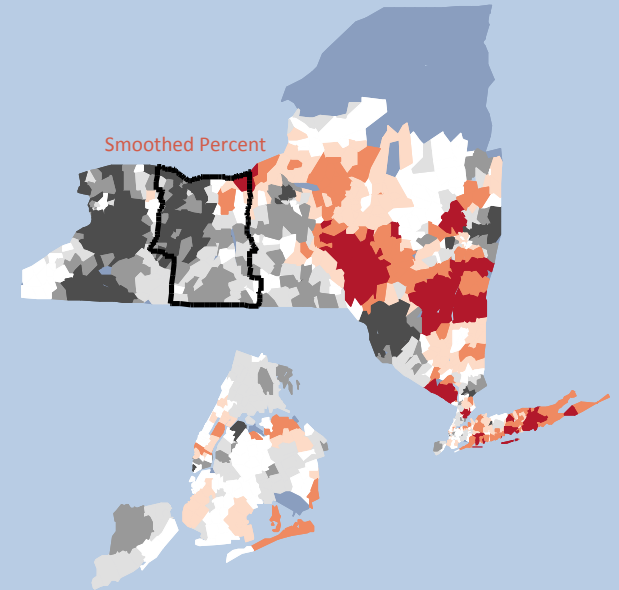
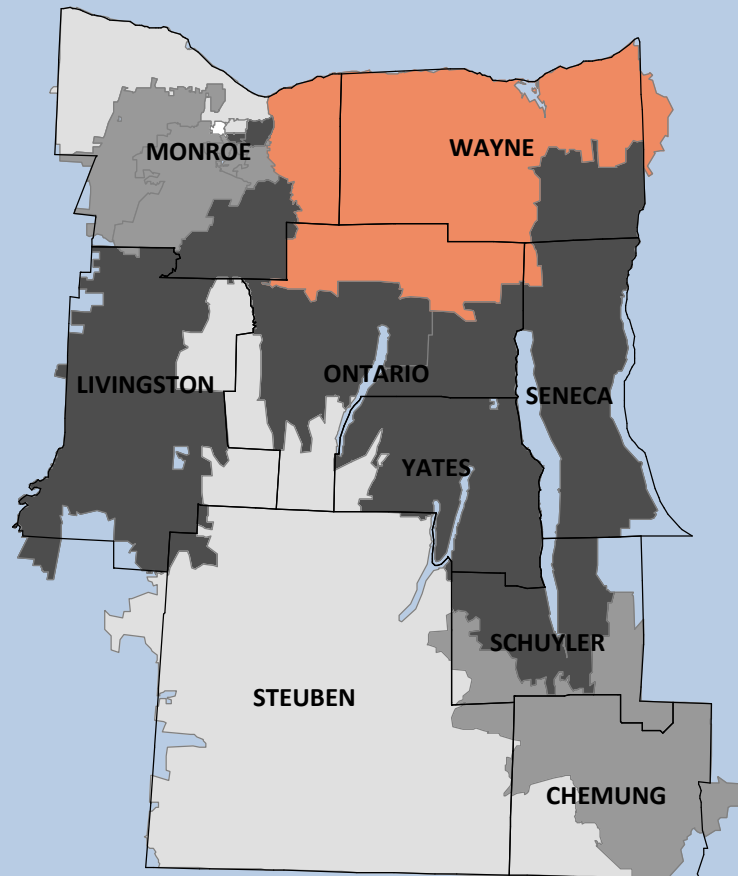


Number of recipients included in these data

Monroe	547	Steuben	<30
Chemung	<30	Livingston	<30
Ontario	<30	Seneca	<30
Wayne	<30		

Finger Lakes

Comprehensive Care for People Living with HIV or AIDS - Viral Load Monitoring



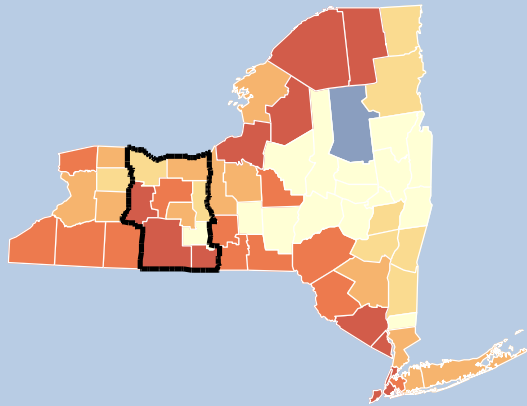
Delivery System Reform Incentive Payment Domain 3: Clinical Improvement Metrics E. HIV/AIDS

Healthcare Effectiveness Data & Information Set
(HEDIS), Medicaid Recipients, 2012

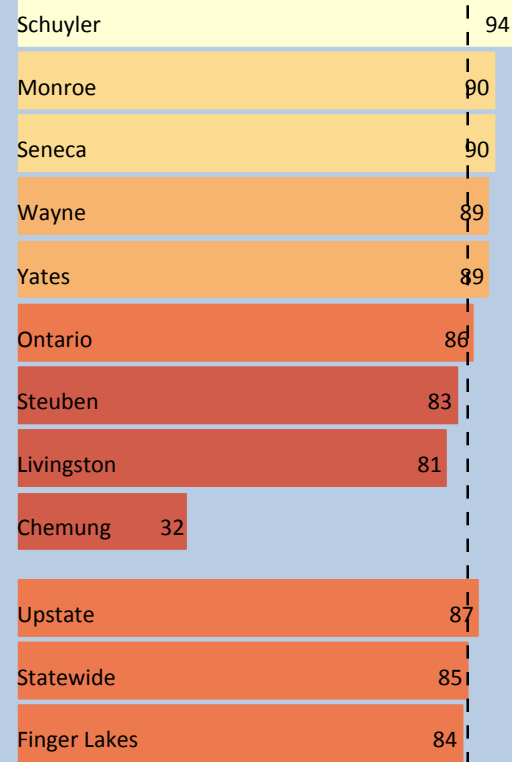
The percentage of recipients living with HIV/AIDS, ages 2 years and older, who had two viral load tests performed with at least one test during each half of the past year.

ZIP Codes combined so at least 30 recipients are included in areas.
Data Source Office of Quality and Patient Safety, 2014
Created by Office of Health Systems Management, NYSDOH

Percent of Patients with recommended care
Counties by Quintile

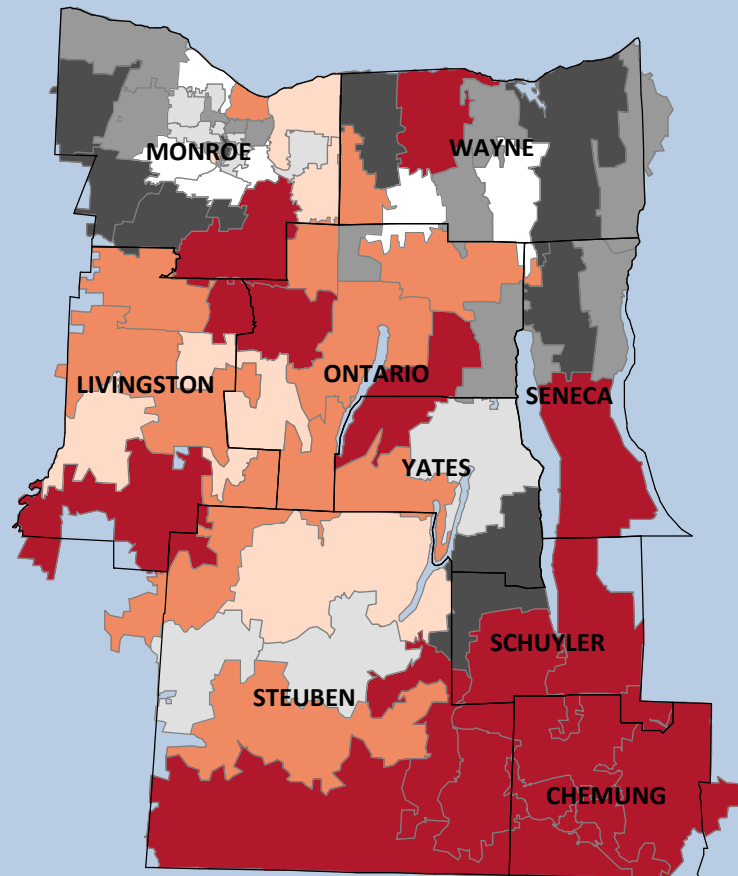


Countywide Percent



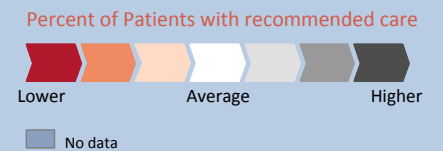
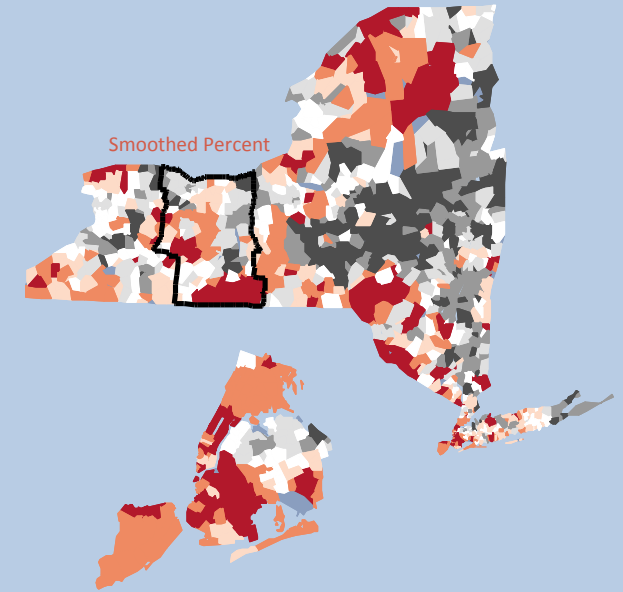
Number of recipients included in these data

Monroe	3,598	Ontario	358
Chemung	519	Livingston	232
Steuben	429	Yates	140
Wayne	403	Seneca	126
		Schuyler	70



Finger Lakes

Well-Child Visits in the First 15 Months of Life



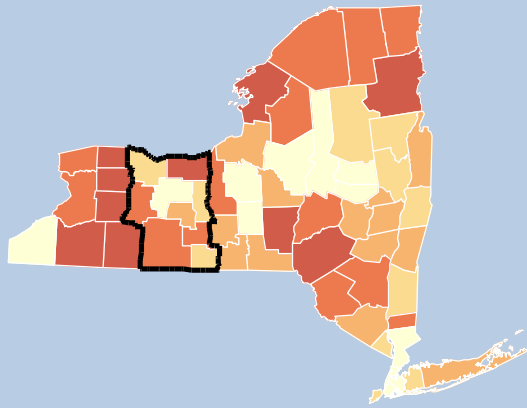
Delivery System Reform Incentive Payment Domain 3: Clinical Improvement Metrics F. Perinatal Care

Healthcare Effectiveness Data & Information Set (HEDIS), Medicaid Recipients, 2012

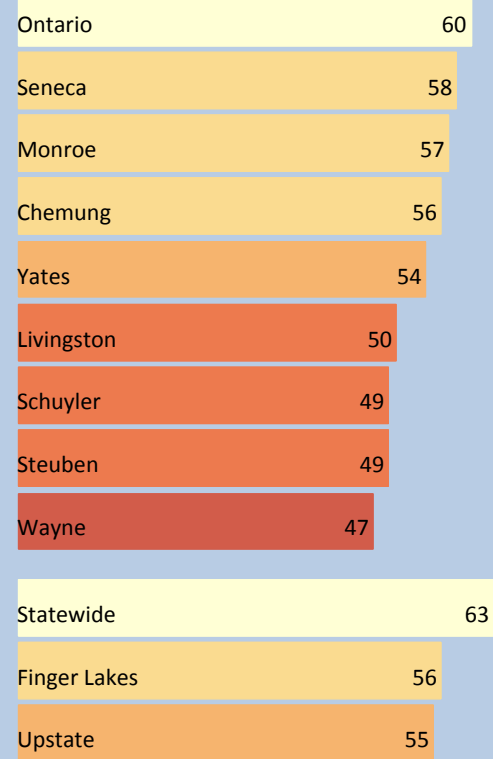
The percentage of children who had five or more well-child visits with a primary care provider in their first 15 months of life.

ZIP Codes combined so at least 30 recipients are included in areas.
Data Source Office of Quality and Patient Safety, 2014
Created by Office of Health Systems Management, NYSDOH

Percent of Patients with recommended care
Counties by Quintile



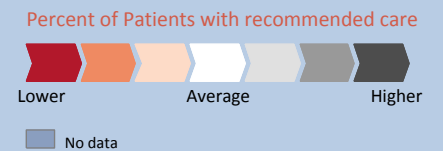
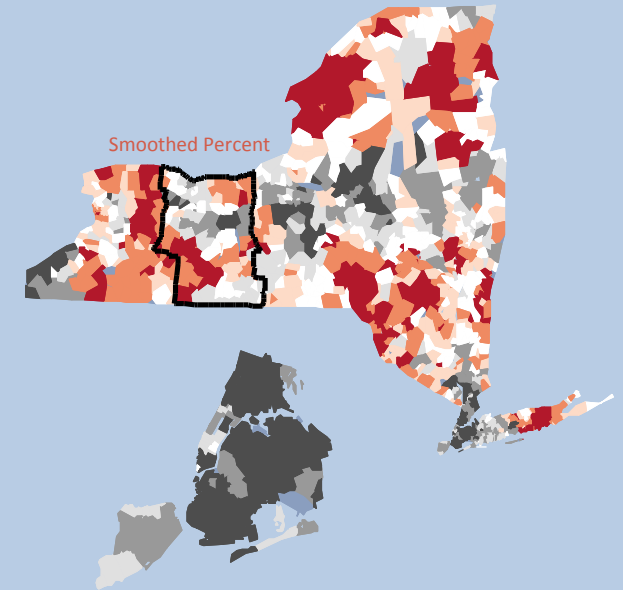
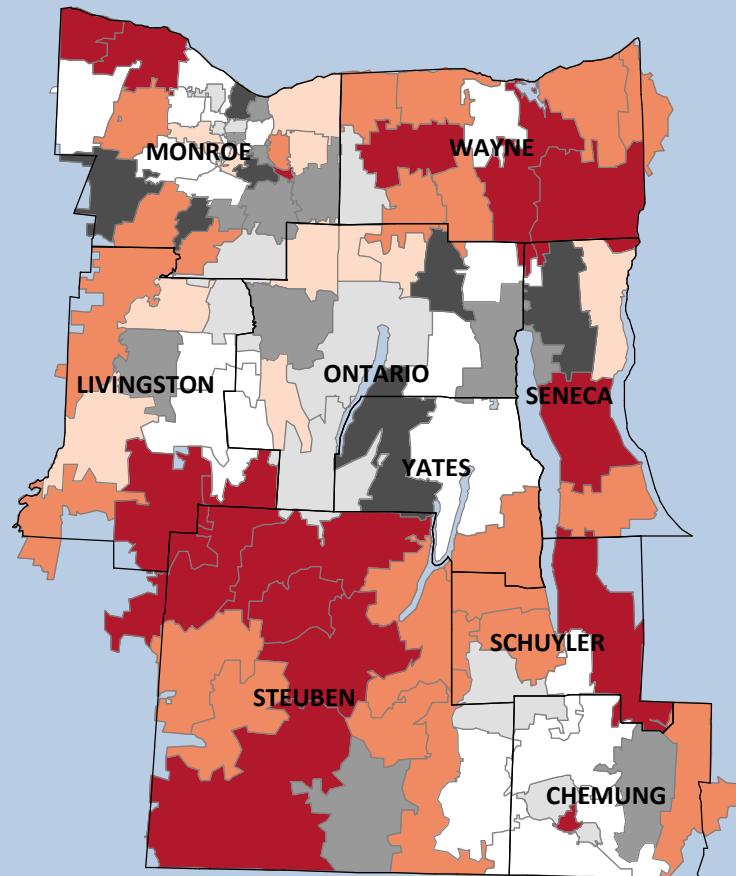
Countywide Percent



Number of recipients included in these data

Monroe	9,044	Wayne	775
Chemung	1,097	Livingston	498
Steuben	1,070	Seneca	267
Ontario	804	Yates	242
		Schuyler	213

Finger Lakes Breast Cancer Screening Among Women



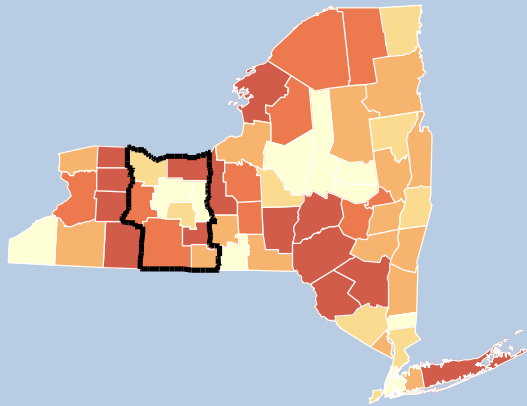
Delivery System Reform Incentive Payment Other Clinical Improvement Process Metrics

Healthcare Effectiveness Data & Information Set (HEDIS), Medicaid Recipients, 2012

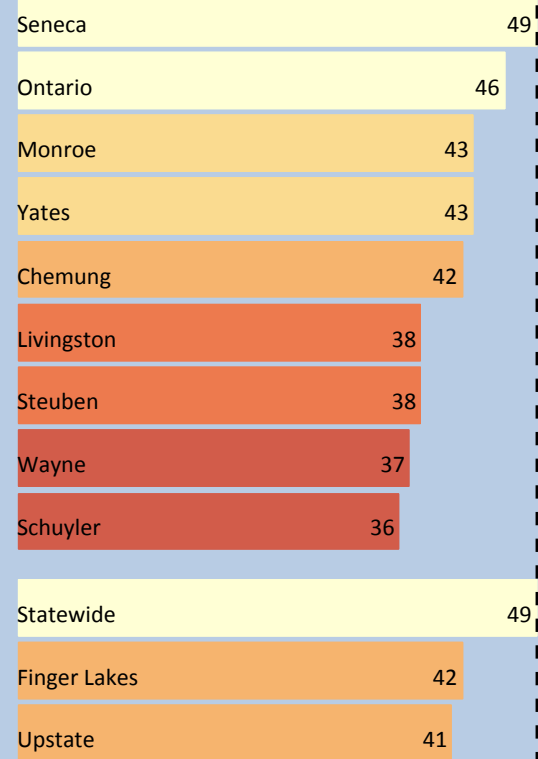
The percentage of women, ages 50 to 74 years, who had a mammogram anytime on or between October 1 two years prior to the measurement year and December 31 of the measurement year.

ZIP Codes combined so at least 30 recipients are included in areas.
Data Source Office of Quality and Patient Safety, 2014
Created by Office of Health Systems Management, NYSDOH

Percent of Patients with recommended care
Counties by Quintile



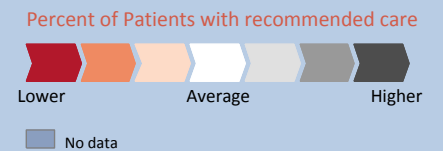
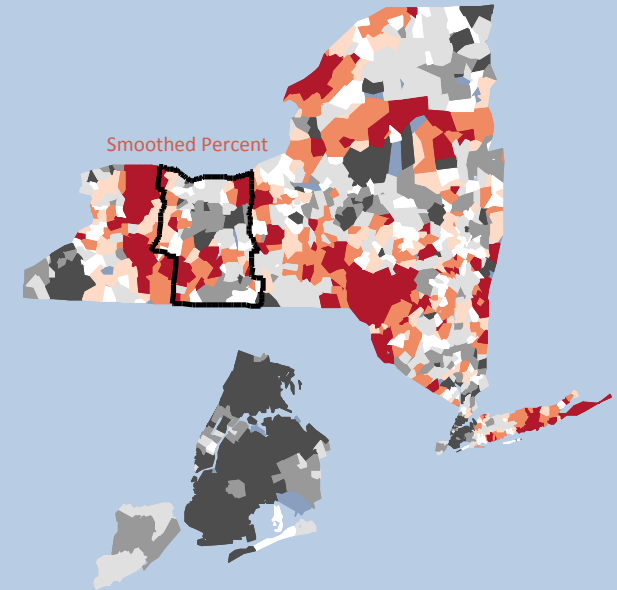
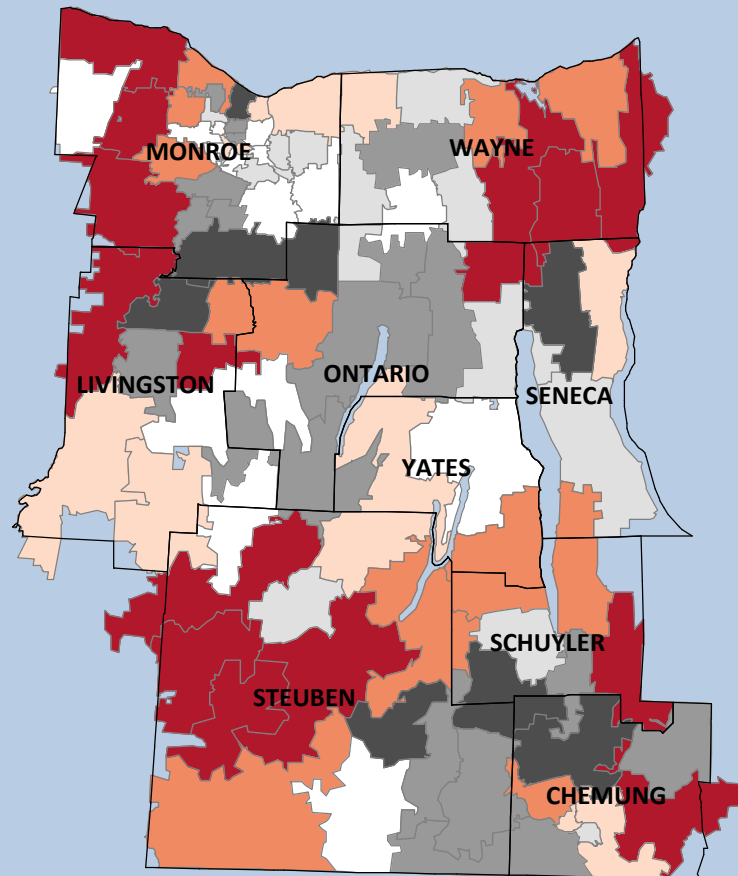
Countywide Percent



Number of recipients included in these data

Monroe	7,931	Ontario	609
Steuben	1,002	Livingston	357
Chemung	995	Yates	195
Wayne	642	Schuyler	195
		Seneca	187

Finger Lakes Colorectal Cancer Screening



Delivery System Reform Incentive Payment Other Clinical Improvement Process Metrics

Healthcare Effectiveness Data & Information Set (HEDIS), Medicaid Recipients, 2012

The percentage of adults, ages 50 to 75 years, who had appropriate screening for colorectal cancer.

*ZIP Codes combined so at least 30 recipients are included in areas.
Data Source Office of Quality and Patient Safety, 2014
Created by Office of Health Systems Management, NYSDOH*