

**Mohawk Valley PPS
a.k.a.**



**Leatherstocking
Collaborative
Health Partners**

COMMUNITY NEEDS ASSESSMENT

**Chenango, Delaware, Herkimer, Madison,
Oneida, Otsego, and Schoharie Counties**

December, 2014

Table of Contents	Page
Community Resources & Services	
Health Provider Shortage Area.....	1
Other Community Health Related Assets and Resources.....	6
Chenango County.....	6
Delaware County.....	36
Herkimer County.....	82
Madison County.....	97
Oneida County.....	145
Otsego County.....	179
Schoharie County.....	233
Resources Available Outside of the 7 Counties.....	264
Assessment of Community Resources & Services	
Health Care Resources	
Availability.....	279
Accessibility.....	280
Affordability.....	282
Acceptability.....	283
Community Resources	
Availability.....	284
Accessibility.....	287
Affordability.....	288
Acceptability.....	288
Description of Community	
Demographics.....	289
Overview of Health Status.....	291
Tables.....	299
Assets & Resources that can be Mobilized & Employed.....	394
Summary Chart.....	396
Process & Methods	
Resource Compilation.....	399
CNA Subcommittee.....	401
Focus Groups.....	403
Key Findings.....	404
Subcommittee Follow-up.....	404
Sources & Time Periods of Data Use.....	405

Community Resources & Services

Health Provider Shortage Area

Currently, all seven counties in the Leatherstocking Collaborative Health Partners (LCHP) Performing Provider System (PPS) have some type of Health Professional Shortage Area (HPSA) designation. This designation is made by the United States Department of Health and Human Services, Health Resources and Services Administration (HRSA) and is based on the physician to population ratio. The Counties have met the HPSA eligibility criteria for having too few health professionals to meet the needs of the population.

Designated HPSAs* (Source: <http://hpsafind.hrsa.gov>; data as of 10/25/2014)

DISCIPLINE	COUNTY	HPSA NAME / SERVICE AREA	TYPE
Primary Medical Care	Chenango	<i>Medicaid Eligible – Chenango County</i> Chenango	Population Group - Single County
	Delaware	<i>Middletown/Margaretville/Andes</i> Andes Town Middletown Town Roxbury Town	Geographic Area - Minor Civil Divisions (MCDs)
		<i>Northeast Delaware County Service Area</i> Bovina Town Davenport Town Delhi Town Harpersfield Town Kortright Town Meredith Town Stamford Town	Geographic Area - MCDs
		<i>Medicaid Eligible – Deposit</i> Deposit Town Hancock Town Tompkins Town	Population Group-MCDs
		<i>Low Income – Walton Service Area</i> Colchester Town Franklin Town Hamden Town Walton Town	Population Group-MCDs
		<i>Medicaid Eligible – Masonville/Sidney/Unadilla</i> Masonville Town Sidney Town	Population Group-MCDs
	Herkimer	<i>Medicaid Eligible – Herkimer County</i> Herkimer	Population Group - Single County
	Madison	<i>Oneida Nation of New York Health Program</i>	Native American Tribal Population
		<i>Medicaid Eligible – Hamilton</i> Brookfield Town Eaton Town Georgetown Town Hamilton Town	Population Group-MCDs

		Lebanon Town Madison Town	
	Oneida	<i>Medicaid Eligible – Utica</i> C.T.0201.02 C.T.0203.00 C.T.0207.05 C.T.0208.02 C.T.0208.03 C.T.0209.00 C.T.0210.00 C.T.0211.01 C.T.0211.02 C.T.0211.03 C.T.0212.01 C.T.0212.02 C.T.0213.01 C.T.0213.02 C.T.0213.03 C.T.0214.01 C.T.0214.02 C.T.0215.00 C.T.0216.01 C.T.0216.02 C.T.0217.01 C.T.0217.02 C.T.0264.00 C.T.0265.00 C.T.9800.02 C.T.9800.03	Population Group- Census Tracts
		<i>Medicaid Eligible – Rome Primary Care Service Area</i> Floyd Town Lee Town Rome City Verona Town Western Town	Population Group- MCDs
		<i>Medicaid Eligible – Hamilton</i> Sangerfield Town	Population Group- MCD
		<i>Camden Service Area</i> Annsville Town Camden Town Florence Town Vienna Town	Geographic Area - MCDs
		<i>Medicaid Eligible – Boonville</i> Ava Town Boonville Town Forestport Town	Population Group- MCDs
	Otsego	<i>Northern Otsego Service Area</i> Burlington Town Cherry Valley Town	Geographic Area - MCDs

		Decatur Town Edmeston Town Exeter Town Hartwick Town Middlefield Town New Lisbon Town Otsego Town Pittsfield Town Plainfield Town Richfield Town Roseboom Town Springfield Town Westford Town	
		<i>Medicaid Eligible – Masonville/Sidney/Unadilla Unadilla Town</i>	Population Group - MCD
	Schoharie	<i>Schoharie County</i>	Single County
Mental Health	Chenango	<i>Medicaid Eligible – Chenango County Chenango</i>	Population Group - Single County
	Delaware	<i>Medicaid Eligible – Delaware County Delaware</i>	Population Group - Single County
	Herkimer	<i>Herkimer County</i>	Single County
	Madison	<i>Madison County</i>	Single County
		<i>Oneida Nation of New York Health Program</i>	Native American Tribal Population
	Oneida	<i>Mid-State Correctional Facility</i>	Correctional Facility
		<i>Medicaid Eligible – Oneida County Oneida</i>	Population Group - Single County
	Otsego	<i>Medicaid Eligible – Otsego County Otsego</i>	Population Group - Single County
	Schoharie	<i>Schoharie County</i>	Single County
Dental	Chenango	<i>Low Income –Chenango County Chenango</i>	Population Group - Single County
	Delaware	<i>Low Income –Delaware County Delaware</i>	Population Group - Single County
	Madison	<i>Oneida Nation</i>	Native American Tribal Population
	Otsego	<i>Low Income - Otsego County Otsego</i>	Population Group - Single County

*Herkimer, Oneida and Schoharie Counties have no HPSA designations for the Dental Discipline
Source: U.S. Dept of Health & Human Services, Health Resources & Services Administration (HRSA)

HRSA also designated various cities within the LCPH catchments as Medically Underserved Areas or Populations (MUA/Ps) in which there is a shortage of personal health services or the area may include groups of persons who face economic, cultural or linguistic barriers to health care.

Designated MUA/Ps* (Source: <http://muafind.hrsa.gov>)

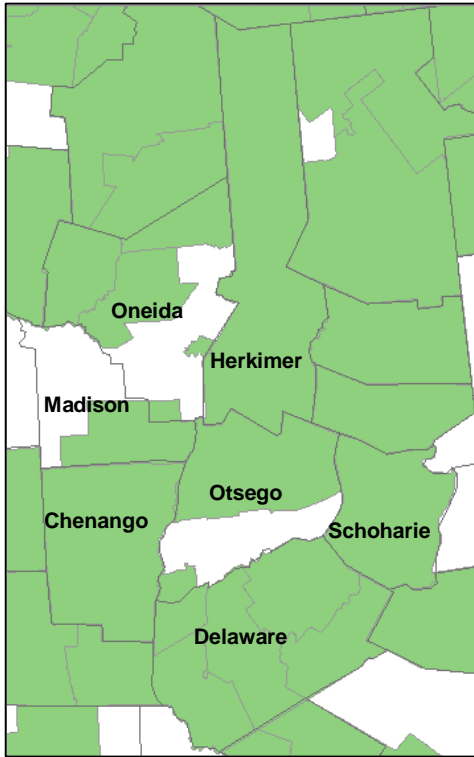
COUNTY	NAME / SERVICE AREA	ID#	TYPE
Delaware	<i>Deposit Town Service Area</i> Deposit Town Tompkins Town	02377	MUA - MCDs
	<i>Colchester Town – County</i> Colchester Town	02422	MUA -MCD
	<i>Middle Town – County</i> Middletown Town	02423	MUA – MCD
Herkimer	<i>Herkimer Service Area</i> C.T. 0107.02 C.T.0110.01	07020	MUA – Census Tracts
Oneida	<i>Oneida Service Area</i> C.T.0201.02 C.T.0203.00 C.T.0208.03 C.T.0210.00 C.T.0211.01 C.T.0211.02 C.T.0212.01 C.T.0215.00 C.T.0264.00 C.T.9800.02	02411	MUA – Census Tracts
	<i>Oneida Service Area</i> C.T.0263.00	07520	MUA – Census Tract
	<i>Oneida Service Area</i> C.T.0213.01	07521	MUA – Census Tract
Otsego	<i>Decatur Town Governor Service Area</i> Decatur Town Maryland Town Westford Town Worcester Town	02369	GOV MUP - MCDs
	<i>Plainfield Town – County</i> Plainfield Town	02431	MUA – MCD
	<i>North Otsego Service Area</i> Richfield Town	07402	MUA - MCD

*Chenango, Madison and Schoharie Counties have no MUA/P designations

Source: U.S. Dept of Health & Human Services, Health Resources & Services Administration (HRSA)

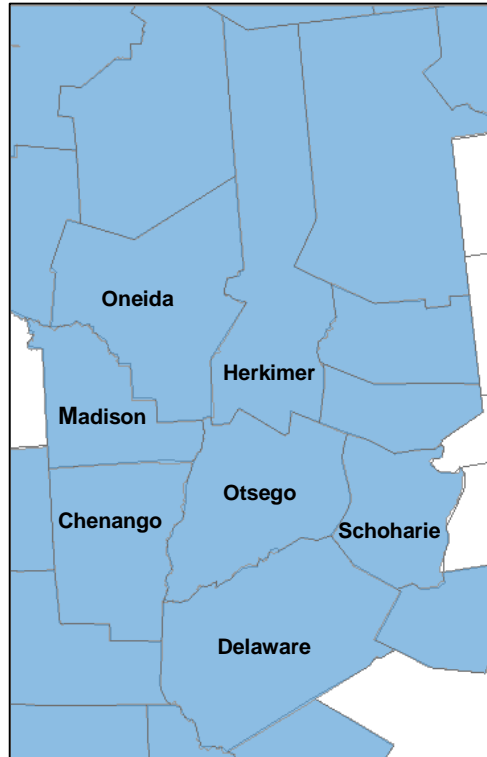
These designations are visually depicted in the following maps of the seven counties in the PPS.

Designated Primary Care HPSAs



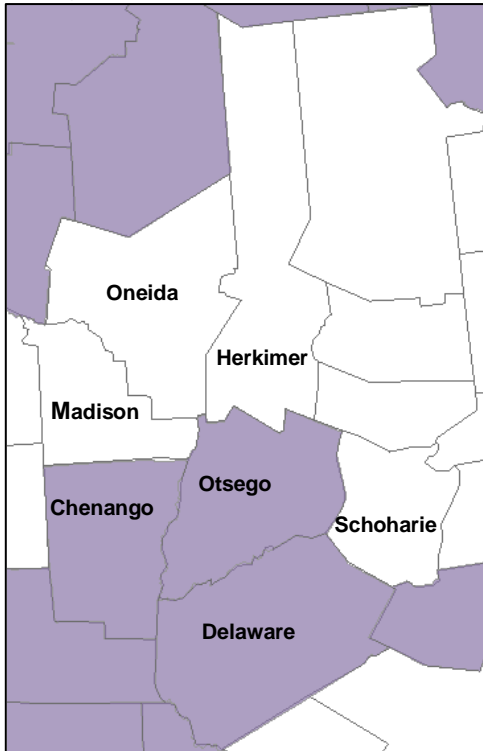
Map Source: U.S. Dept of Health & Human Services Health Resources & Services Administration (HRSA)

Designated Mental Health HPSAs



Map Source: U.S. Dept of Health & Human Services Health Resources & Services Administration (HRSA)

Designated Dental HPSAs



Map Source: U.S. Dept of Health & Human Services Health Resources & Services Administration (HRSA)

Designated MUA/Ps



Map Source: U.S. Dept of Health & Human Services Health Resources & Services Administration (HRSA)

The HPSA designations bring health resource benefits to the counties and specifically to areas or populations that are designated MUA/Ps. The counties may also benefit from HRSA funds awarded to the State. Programs that benefit HPSAs and MUA/Ps include:

- *Health Center Program -*
Grants support access to primary care in underserved areas
- *Rural Health Clinic Program*
Provides cost-based reimbursement from Medicare and Medicaid
- *Medicare HPSA Bonus Payment*
Provides reimbursement to physicians in underserved areas
- *National Health Service Corps (NHSC) Loan Repayment and Scholarship Programs*
Helps underserved communities recruit and retain primary medical, dental and mental/behavioral health professionals
- *Indian Health Service (IHS) Scholarship Program*
Supports health professions students who will work in IHS facilities after graduation
- *Exchange Visitor Program*
Enables foreign physicians to obtain J-1 visas and work in shortage areas
- *Conrad State 30 Program*
Allows States thirty J-1 visa waivers each year in exchange for service in a shortage area

Other Community Health Related Assets and Resources

Other community health related assets and resources that are available to LCHP residents are listed below by county.

Chenango County

Addiction

Chenango County Mental Hygiene Services Alcohol and Drug Abuse Services

Service Type: Alcohol/Drug Abuse & Therapy

Website: <http://www.co.chenango.ny.us/mental-hygiene-services/alcohol-and-drug-abuse-services/>

Location: 105 Leilani's Way, Norwich, NY 13815

Hours: Monday - Friday 8:30 am - 5:00 pm

Contact:

- Phone: 607-337-1680

Payment:

Area Served: Chenango County

Population Served: Adults and Children

Capacity: N/A

Certification:

Services: Assessment & Evaluation; Crisis Intervention; School-based Prevention Services; Individual Counseling; Group Therapy; Child, Parent-child, & Family Therapy; Vocational Evaluation Services; Medication Therapy.

AL-Anon

Service Type: Alcohol Abuse

Website: <http://www.nynafg.com/>

Location: Call or check website for local listings

Hours: Call or check website for local listings

Contact:

- Phone number Statewide: 1-888-4AL-ANON

Payment: Free

Area Served: Statewide

Population Served: Families of alcoholics

Capacity: N/A

Certification:

Services: Al-Anon has but one purpose: to help families of alcoholics. We do this by practicing the Twelve Steps, by welcoming and giving comfort to families of alcoholics, and by giving understanding and encouragement to the alcoholic.

Alcoholics Anonymous -Binghamton

Service Type: Alcohol Abuse

Website: <http://aabinghamton.org/>

Location: please refer to the website

Hours: please refer to the website

Contact:

- Phone number Statewide: 1-888-227-6237
- Local number: 607- 722-5983

Payment: Free

Area Served: Chenango, Broome, Tioga counties

Population Served: Alcohol abuse

Services: Counseling in self-help for alcoholics.

Narcotics Anonymous- Triple Cities Area of Narcotics Anonymous

Service Type: Substance Abuse

Website: <http://www.tcana.net/>

Location: PO Box 422, Binghamton, NY 13902 (Mailing Address)

Hours: N/A

Contact:

- Phone: 607-762-9116

Payment: Free

Area Served: Broome, Delaware, Otsego, Chenango counties

Population Served: Drug Abuse

Capacity: N/A

Certification:

Services: We offer recovery from the effects of addiction through working a twelve-step program, including regular attendance at group meetings. The group atmosphere provides help from peers and offers an ongoing support network for addicts who wish to pursue and maintain a drug-free lifestyle. Our name, Narcotics Anonymous, is not meant to imply a focus on any particular drug; NA's approach makes no distinction between drugs including alcohol.

Mental Health

Chenango County Catholic Charities

Service Type: Counseling Services

Website: http://www.ccofcc.com/what_we_do/programs/counseling_services.html

Location: 3 O'Hara Drive Norwich, NY 13815

Hours: Monday-Wednesday, Friday 8:00 am – 5:00 pm. Thursday, 8:00 am - 7:00 pm

Contact:

- Phone: 607-334-8244

Payment: Fees on a sliding scale and accept most insurance plans

Area Served: Chenango County

Population Served: Children, Adults, Families and Couples

Capacity:

Certification:

Services: The Counseling Program offers professional, affordable counseling and therapy services. Our licensed, professional staff provides confidential counseling for individuals (children, adolescents and adults), couples, and families. Stress, high anxiety, depression, social isolation, family relations, and academic issues are some examples of the types of problems that we assist clients with. We provide a safe, non-judgmental environment with professionals using some of the most effective therapeutic modalities available. Our goal is to help those in need, and we take your financial needs into consideration when establishing fees for counseling services. Those without health insurance coverage are eligible for a sliding scale fee based on household income and family size. We also have counselors on staff that are eligible to accept many insurance plans.

Single Point of Access (SPOA)

Service Type: Mental Health Education

Website:

Location: Suite 42 - 5 Court Street Norwich 13815

Hours:

Contact: Terry Foor-Pessin

- Phone: 607-337-1600

Payment:

Area Served: Chenango County

Population Served: Adults with mental health issues

Capacity:

Certification:

Services: Referral, Mental Health Information and Education

Chenango County Mental Hygiene Services - Mental Health Outpatient Clinic

Service Type: Mental Health Services

Website: <http://www.co.chenango.ny.us/mental-hygiene-services/clinic/>

Location: Chenango County Office Building, 5 Court St., Suite 42, Norwich, NY 13815

Hours: Monday - Thursday 8:30 am - 6:00 pm, Friday 8:30 am - 5:30 pm

Contact:

- Phone: 607- 337-1600 or 607-337-1602
- Fax: 607-334-4519

Payment:

Area Served: Chenango County

Population Served: Adults and children

Capacity: N/A

Certification:

Services: Assessment & Evaluation; Crisis Intervention; Individual, Marital, & Group Therapy; Child, Parent-child, & Family Therapy; Medication Therapy; Intensive, Supportive & Regular Case Management Services for Adults & Children; Consultation Services; Forensic Services. Insurance: Medicaid accepted

Bainbridge Community Based Outpatient Clinic - Albany Stratton VA Medical Center

Service Type: Mental Health Services and Smoking Cessation

Website: <http://www.albany.va.gov/locations/Bainbridge.asp>

Location: 109 North Main Street Bainbridge, NY 13733

Hours: Monday – Friday, 8:00 am – 12:00, 1:00 - 4:30 pm

Contact:

- Phone: 607-967-8590

Payment:

Area Served: Delaware, Chenango and surrounding areas

Population Served: Veterans

Capacity: N/A

Certification:

Services: Primary Care, Behavioral Health Care and Smoking Cessation Program. Behavioral health consultation. Brief individual and group treatments focus on health and wellness promotion, early identification, quick resolution of problems & long-term problem prevention, and Medication Management. **QuitSmart smoking cessation program:** Combines behavioral and medication treatments in a group format.

The Chenango Club

Service Type: Mental Health Services

Website: <http://www.co.chenango.ny.us/mental-hygiene-services/club/>

Location: 103 Leilani's Way, Norwich, NY 13815

Hours: Monday – Friday 8:30 am - 5:00 pm

Contact:

- Phone: 607- 337-1800

Payment: Free

Area Served: Chenango County

Population Served: Adults over age 18 with mental health problems

Capacity: N/A

Certification:

Services: Social Skill Training; Recreational Activities; Daily Living Skills; Daily Structured Programming; Vocational Evaluation Services; Medication Therapy

Mobile Crisis Assessment Team (MCAT)

Service Type: Crisis Intervention

Website: http://www.neighborhoodctr.org/mcat_crisis_service0.aspx

Location: 628 Mary St Utica, NY

Hours: 24/7

Contact:

- Phone: 1-877-369-6699

Payment: Free

Area Served: Oneida, Herkimer, Delaware, Schoharie, Chenango and Otsego Counties

Population Served: Those with mental health issues

Capacity: N/A

Certification:

Services: Mental Health Assessment, Crisis De-Escalation, Referral (for follow-up services), Coordination with Schools, medical and mental health providers, and other agencies to provide crisis interventions and to help monitor clients who are at risk.

National Eating Disorder Association's (NEDA) Helpline

Service Type: Eating Disorder Helpline

Website: <http://www.nationaleatingdisorders.org/>

Location: N/A

Hours: Monday-Thursday from 9:00 am - 9:00 pm and Friday from 9:00 am - 5:00 pm

Contact:

- Phone: 1-800-931-2237

Payment: Free

Area Served: Statewide

Population Served: Individuals with eating disorders

Capacity: N/A

Certification: non-profit organization

Services: NEDA's Information and Referral Helpline is a great place to start if you are contemplating getting help or already know that it is what you need, as we are equipped with the necessary resources to help you find treatment, support groups and research studies that can be of assistance. We also have a variety of programs designed to provide personal support to individuals who are suffering and family members who are supporting a loved one with an eating

disorder. From insurance issues to loss support to recovery maintenance, NEDA has programs and resources that can help.

National Suicide Prevention Lifeline

Service Type: Suicide Prevention

Website: <http://www.suicidepreventionlifeline.org/>

Location: N/A

Hours: 24/7

Contact:

- Phone: 1-800-273-8255

Payment: Free

Area Served: Statewide

Population Served: Mental Health

Capacity: N/A

Certification: non-profit organization

Services: If you feel you are in a crisis, whether or not you are thinking about killing yourself, please call the Lifeline. People have called us for help with substance abuse, economic worries, relationship and family problems, sexual orientation, illness, getting over abuse, depression, mental and physical illness, and even loneliness.

Developmental Disabilities

Family Support Services - Chenango County Catholic Charities

Service Type: Developmental Disabilities/Family Support

Website: http://www.ccofcc.com/what_we_do/programs/family_support_services.html

Location: 3 O'Hara Drive Norwich, NY 13815

Hours:

Contact:

- Phone: 607-334-8244

Payment: Free

Area Served: Chenango County

Population Served: Children age 5 and older who receive services through the NYS Office of Persons with Developmental Disabilities (OPWDD)

Capacity:

Certification:

Services: Family Support Services program: Works with individuals with Developmental Disabilities and their family. We support a better understanding of the diagnosis for the entire family. Together we also work with decreasing behavior issues that some individuals exhibit which may impact their daily lives, either in the home, in the community, or at school. We offer individual/family counseling, social skills training, stress reduction, anxiety relief, learning coping skills and behavior support. We do this through education supporting families with techniques such as art therapy, play therapy, behavioral assessments, and more. Catholic

Charities is in the process of developing a Multi-Sensory environment to support individuals with sensory needs. FSS services are free and confidential. The primary goal of this program is to support the individual to maintain acceptable behaviors and remain in the home, avoiding an out of home placement in a residential facility.

Medicaid Service Coordination/At Home Respite - Chenango County Catholic Charities

Service Type: Developmental Disabilities

Website: http://www.ccofcc.com/what_we_do/programs/

Location: 3 O'Hara Drive Norwich, NY 13815

Hours:

Contact:

- Phone: 607-334-8244

Payment: Free

Area Served: Chenango County

Population Served: Families or Caregivers of developmental disabled persons

Capacity:

Certification:

Services: Medicaid Service Coordination is a service assisting individuals with developmental disabilities and their families in accessing the community services and entitlements. A highly trained and qualified Service Coordinator works with the individual and their family to first develop an Individualized Service Plan (ISP), which serves as resource to help identify life goals, wishes and desires. The MSC provides advocacy and a positive support for the individual.

At Home Respite Services -Respite services provide temporary relief from the demands of care giving, which helps reduce overall family stress. This often enables families to better meet the needs of their loved one with a developmental disability. At Home Waiver Respite Services are provided in the home to give relief to the primary caregiver. They are available to applicants who have Medicaid or who meet the requirements of the Medicaid waiver according to the Office of People with Developmental Disabilities (OPWDD).

Chenango County Health Department - Division of Children With Special Needs

Service Type: Developmental Delay/Disabilities

Website: <http://www.co.chenango.ny.us/public-health/children-with-special-needs/>

Location: Chenango County Office Building 5 Court Street, Norwich, NY 13815

Hours: Monday - Friday, 8:00 am - 5:00 pm

Contact:

- Phone: 607-337-1660
- Fax: 607-337-1709
- Email: mwflindt@co.chenango.ny.us

Payment: Free

Area Served: Chenango County

Population Served: Children birth - age 3

Capacity: N/A

Certification: New York State Department of Health

Services: This program provides services for children who have a developmental delay, disability, or condition. The division offers several programs designed to help families receive evaluation and treatment services. This component of the Early Intervention Program ensures tracking and developmental screening of children from birth to age three who are at-risk of developmental delays and disabilities. Early Intervention (EI) program provides therapeutic and support services to children from birth to age three who have a developmental delay or disability. The program is family centered and services are provided to the child in natural environments. The following services are available through EI: Service Coordination, Multidisciplinary evaluation, Speech/language occupational and physical therapy, Special Instruction and Assistive Technology.

Chenango County ARC

Service Type: Developmental Disabilities

Website: <http://www.arcchenango.org/>

Location: 17 Midland Drive Norwich, NY 13815

Hours:

Contact:

- Phone: 607- 334-5366
- Fax: 607-336-1219

Payment:

Area Served: Chenango County

Population Served: Individuals with developmental disabilities

Capacity:

Certification:

Services: Vocational rehabilitation, job readiness training, employment opportunity, residential services, service coordination, day habilitation, respite, and other support services.

Maternity/Perinatal

Mothers & Babies Perinatal Network - Norwich Family Resource Center (PAL)

Service Type: Mother/Infant

Website: <http://www.mothersandbabies.org/norwichfrc.asp>

Location: The PAL Center: 27 West Main Street, Norwich, NY 13815

Hours: Monday, Tuesday, Wednesday and Friday, 9:00 am - 1:00 pm
Thursday 3:00 pm - 7:00 pm

Contact: Linda Phelps, Director of Family Resource Centers

- Phone: 607-334-8909

Payment: Free or Low cost services

Area Served: Chenango

Population Served: Mothers, Families

Capacity: N/A

Certification: New York State Department of Health

Services: Planning for maternal and child health programs, Breastfeeding Promotion, Education and referral services for individuals and families, Educational programs for health and human services professionals, Community educational programs on family, child and teen topics. Programs designed to reduce the barriers of transportation and childcare to attend smoking cessation workshop. Customers Program is a Home-based curriculum that the customer can follow. Customer receives follow up phone support by Mothers & Babies staff.

WIC Program - Opportunities for Chenango

Service Type: Mother/Children

Website: <http://ofcinc.org/famhealth/wic.php>

Location:

- Norwich site – Opportunities for Chenango, 44 West Main St., Norwich, NY 13815
- Greene site - First Congregational Church, 28 N. Chenango St., Greene, NY 13378
- Bainbridge site - Town Hall, 15 Main St., Bainbridge, NY 13733
- Afton site - Afton Fire Hall, 15 Spring St., Afton, NY 13730
- New Berlin site - Methodist Church, 51 S. Main St. New Berlin, NY 13411
- Sherburne site - Methodist Church, 11 Chapel St., Sherburne, NY 13460

Hours:

- Norwich site - Monday–Wednesday, Friday 8:00am - 4:30pm, Thursday 8:00am–7:00pm
- Greene site - 1st Wed. of month, 9:00 am – 3:00 pm
- Bainbridge site – 4th Wed. of month, 9:00 am – 3:00 pm
- Afton site - 2nd Wed. of month (Jan., Apr., July, Oct.), 9:00 am – 3:00 pm
- New Berlin site - 2nd Wed. of month (Mar., June, Sept., Dec.), 9:00 am – 3:00 pm
- Sherburne site - 3rd Wed. of month, 9:00 am – 3:00 pm

Payment: Free or Low cost services

Area Served: Chenango

Population Served: Mothers and Children up to 5

Capacity: N/A

Certification:

Services: Provides nutritious foods to pregnant, post partum and breastfeeding women and children up to age 5.

Family Enrichment Network – Chenango County

Service Type:

Website: <http://www.familyenrichment.cc/>

Location: 21 South Broad Street Norwich, NY 13815

Hours: Monday - Friday from 7:30AM to 5:30PM.

Contact:

- Phone: 607-373-3456

Payment:

Population Served: Children and families

Area Served: Delaware and Chenango Counties

Services: Caring Homes Program (Homeless Support), Housing Case Management, Child and Family Library, Information for Child Care Providers, Social-emotional health screenings, Early Head Start, English as a Second Language Classes, Family Literacy Training, Head Start, GED Classes, The Kinship Caregiver's program (Information and Advocacy for the developmentally disabled), Occupational Therapy, Physical Therapy, Speech/Language Therapy, Training/Professional Development for those in child care.

Chenango County Child Care Coordinating Council

- merged with Family Enrichment Network

Family Planning of South Central NY, Inc. – Norwich Health Center

Service Type:

Website: <http://fpcsnyc.org/locations-and-hours/norwich-health-center/>

Location: 5 Cortland Street Norwich, NY 13815

Hours: Monday 10:00 am – 6:00 pm, Tuesday, Wednesday, Friday 8:30am – 4:30 pm,
Thursday 11:30am – 7:30 pm

Contact:

- Phone: 607-334-6378
- Fax: 607-336-1304

Payment: Sliding Scale

Area Served: Chenango County

Population Served: Women, men and teens

Capacity:

Services: Our mission is to advocate and provide individuals, families and organizations in our region with information, education and health care services pertaining to human sexuality and reproductive health in a private and confidential manner, respectful of all beliefs, supporting individual freedom of choice and responsibility. Cancer screening, birth control education and options, male and female condoms are FREE. Ask for them at the receptionist's window, comprehensive sexuality education, and as always, advocacy for reproductive freedom.

Health/Disease Prevention/Education

Chenango County Public Health

Service Type:

Website:

Location: County Office Building, 5 Court St., Norwich, NY 13815

Hours:

Contact:

- Phone: 607-337-1660

Payment:

Area Served:

Population Served:

Services:

Chenango Health Network**Service Type:** Health Education**Website:** <http://www.chenangohealth.org/>**Location:** 24 Conkey Avenue, Norwich, New York 13815**Hours:****Contact:**

- Phone: 607-337-4128

Payment: N/A**Area Served:** Chenango County**Population Served:** Community**Services:** Breast Cancer Awareness, Prescription Assistance, Medical Insurance Assistance, Be Health Chenango Task Force (Healthy Living/Wellness Promotion)**Cornell Cooperative Extension: Chenango County****Service Type:****Website:** <http://ccechenango99.squarespace.com/about4h/>**Location:** 99 N Broad St, Norwich, NY 13815**Contact:**

- Phone: 607-334-5841

Payment:**Area Served:****Population Served:**

Cornell Cooperative Extension of Chenango County has a wide variety of resources, including project curriculum guides, available for use by After-School Programs, Summer Recreation Programs, Community Youth Groups, and Home Schooling Families.

Specialty Services:**Grow, Cook, Eat Program:** For questions about the Grow, Cook, Eat Program please contact Stacie at 607-334-5841 x20 or spe26@cornell.edu

If you are interested in growing your own food; cooking simple, healthy recipes and saving money at the grocery store; increasing your physical activity; safely preserving your harvest; and improving your goal setting habits, than this program is for you!

Stacie Edick: Grow, Cook, Eat Coordinator

Cornell Cooperative Extension Chenango

Each participant receives:

- Community Garden (CG) Plot OR Container Garden at Home
- A Personal Gardening Mentor
- 5 Gardening Classes (May-December)
- 6 Eat Smart NY Cooking/Nutrition Classes (Spring 2014)
- 3 Food Preserving Classes (Fall)
- 3 YMCA Physical Fitness Classes (June-December)
- 2 One-on-One Goal Setting Meetings (May and November)

A Grow, Cook, Eat Journal

Eat Smart New York!**The Food Stamp Nutrition Education Program.** The program offers classes to teach participants about food budgeting, meal planning, nutrition, and food preparation.

Who can participate? Anyone who is eligible to receive or is receiving food stamps is eligible. Participants are often juggling multiple responsibilities of family and returning to work.

Where do the NTA's and homemakers meet? Classes meet in churches, schools, and community centers where there are cooking facilities adequate to accommodate a group.

What happens in a ESNY class? Classes are designed to help members learn how to budget limited food dollars, prepare tasty, nutritious meals acceptable to their families in a limited amount of time. Each class prepares a complete meal, eats together, and cleans up. Participants each receive a computer printout of their dietary intake indicating nutrients which are adequate and areas for nutritional improvement.

How to I get involved? Contact CCE Chenango to talk to one of our ESNY Educators- 607-334-5841 x 32 or 33

STAP (Southern Tier AIDS Prevention)

Service Type: AIDS/HIV Testing

Location: The Eaton Center Suite 208 26 Conkey Avenue Norwich NY 13815

Contact:

- Phone: 607) 334-6378

Email: <http://www.stapinc.org/> www.ppscny.org

Hours: Monday 10:00am – 6:00pm; Tuesday, Wednesday & Friday 8:30am – 4:30pm; Thursday 11:30am – 7:30pm; call for Saturday hours

Payment: Sliding Fee Scale

Area Served:

Population Served: Individuals with AIDS/HIV

Capacity:

Services: Anonymous, confidential and rapid testing

Smoking Cessation

New York State Smokers' Outline

Service Type: Smoking Cessation

Website: <http://www.nysmokefree.com/default.aspx>

Location: N/A

Hours: Monday - Thursday 9:00 am – 9:00 pm, Friday, Saturday & Sunday 9:00 am – 5:00 pm
Taped message library and tip of the day - 24 hours /7 days a week

Contact:

- Phone: 1-866-697-8487
- Voice or TTY: 7-1-1, give the operator the Quitline number

Payment: Free

Area Served: Statewide

Population Served: Smokers 18 years and up

Capacity: N/A

Certification: Grant funded by the New York State Department of Health

Services: The New York State Smokers' Quitline is free and confidential service that provides effective stop smoking services to New Yorkers who want to stop smoking.

General/Human/Social Services

Chenango County Catholic Charities

Service Type: Human Services/Housing

Website: <http://www.ccofcc.com/welcome.html>

Location: 3 O'Hara Drive Norwich, NY 13815

Hours:

Contact:

- Phone: 607-334-8244
- Crime Victims 24 hour Hotline: 607-336-1101

Area Served: Chenango County

Population Served:

Capacity:

Certification:

Services: Community Residences -we offer several community-based residential programs. Chenango House, the Apartment Treatment Program, Haven Hill and Supported Housing, address the specific needs of our clients. All our residential programs provide a friendly home-like setting that allows clients to live and be active in the community, while receiving the individual support they need. Our programs are staffed with skilled and compassionate individuals that provide continuous assistance for clients. We place an emphasis on skill development and socialization, as well as promoting independence for clients to the highest degree possible.

Crime Victims Assistance Program - The Crime Victims Program's mission is "to provide a safe haven for the most vulnerable, support to move victims from harm to healing, and intervention in the cycle of violence to promote an individual's right to live without abuse". The program provides direct services to victims of domestic violence, sexual assault, child abuse, and other crimes. If you or someone you know is affected by abuse or violence, contact us.

Roots & Wings – Chenango County Catholic Charities

Service Type: Emergency Services/Food Pantry

Website: http://www.ccofcc.com/what_we_do/programs/roots_and_wings.html

Location: 34 Berry Street, Norwich, NY 13815

Contact:

- Phone: 607-336-7897

Hours: Monday – Wednesday, Friday 9:00 am – 4:00 pm, Thursday 9: 00 am – 6:00 pm

Food Pantry Hours: Monday- Wednesday, Friday 10:00–3:00 pm, Thursday 10:00 am–6:00 pm

Please Note: ALL SERVICES are closed daily 12:30-1:30pm and second Friday of every month.

Payment: Free

Area Served: Chenango County

Population Served: Individuals and Families

Capacity:

Certification:

Services: An emergency services and self-sufficiency program which provides clothing, food, household goods, and furniture for individuals and families in need. Temporary emergency services and family development support are both available at our program, making it a unique resource for our county. The goal of the program is to provide a “self-help center” where people can get assistance with immediate needs, as well as resources to help them become self-sufficient. Services include: Food pantry, clothing from donors in the community, household goods, prescription assistance, SNAP assistance / pre-screening, disaster relief and job skills assistance.

Family Enrichment Network – Chenango County

Service Type: Human Services

Website: <http://www.familyenrichment.cc/>

Location: 21 South Broad Street, Norwich, NY 13815

Hours: Monday - Friday from 7:30AM to 5:30PM.

Contact:

- Phone: 607-373-3456

Payment:

Population Served: Children and Families

Area Served: Broome and Chenango Counties

Services: Caring Homes Program (Homeless Support), Housing Case Management, Child and Family Library, Information for Child Care Providers, Social-emotional health screenings, Early Head Start, English as a Second Language Classes, Family Literacy Training, Head Start, GED Classes, The Kinship Caregiver’s program (Information and Advocacy for the developmentally disabled), Occupational Therapy, Physical Therapy, Speech/Language Therapy, Training/Professional Development for those in child care.

Liberty Resources

Liberty Resources Placement Diversion Program

(607) 334-7779

26 Conkey Avenue, Eaton Center 2nd floor, Norwich, NY 13815

Description The Chenango County Placement Diversion Program provides comprehensive home-based intervention services to families who have children that are at-risk of out-of-home placement. The primary purpose of the program is to identify and intervene in the patterns of family behavior resulted in a PINS petition, Family Court involvement or Preventive Services. Program staff work with families and other service providers to remove the risks to placement and provide the supports that families need in maintaining long-term stability.

Liberty Resources Family Intervention Program

<http://www.liberty-resources.org/programs/showProgram.cfm?program=106>

Location: Liberty Resources Eaton Center (2nd Floor), 26 Conkey Avenue Norwich, NY 13815

Contact: Kristen Larsen, Program Supervisor klarsen@liberty-resources.org

Phone: (607)334-7779

Hours:

Area Served:

Population Served:

Capacity:

Services: The Chenango County Family Intervention Program provides comprehensive home-based intervention services to families that have been identified as being at-risk for family disruption as a result of child welfare issues.

Insurance:

<http://www.advocatesforyouth.org/teen-pregnancy-prevention>

Opportunities for Chenango

<http://ofcinc.org/index.php>

Opportunities for Chenango, Inc. (OFC, Inc.) is a community action agency, serving the citizens of Chenango County, NY. We are committed to helping families and individuals recognize their strengths, set realistic goals, make responsible choices, and become successful, self-sufficient members of the community.

OFC, Inc. programs focus on child and family development, housing security, life-skills training, education, literacy, health and nutrition, community, employment and economic development. OFC, Inc. follows a family development services system, a way of working with families and empowering them to move out of poverty. The goal is to support families in their efforts to move from crisis situations, economic dependency and vulnerability, to an increasingly stable and economically self-supporting situation. Families are full partners in identifying their strengths, needs and with staff guidance, put together steps to attain self-sufficiency.

Early Head Start

Early Head Start is a federally funded and locally operated program for pregnant women and children ages birth to three. Families are served by weekly home based visits and in a combination option with classroom experience. Activities are planned that encourage parents to observe and celebrate the developmental growth of their child. The program also provides two group experiences monthly for enrolled families. A federally funded and locally operated program for pregnant women and children ages birth to three. Families are served by weekly home based visits and in a combination option with classroom experience.

44 West Main Street

Norwich, NY 13815

Phone: (607) 334-7114

Aging Population

Crouse Community Adult Day Services

Service Type:

Website: <http://www.crousecommunity.com/day/overview>

Location: 38 West State St., Sherburne, NY, 13460

Hours:

Contact: Kathy Felton at 315-655-5464

- Phone: 607-234-5002 (Sherburne site)
- Email: info@crousecommunity.com

Payment: Medicaid and private insurance

Area Served: Chenango and Madison counties

Population Served: Individuals with physical, mental, medical, or social conditions

Services: Adult Day Services helps people remain in their own homes by providing many of the services available to Crouse Community Center residents. A handicapped-accessible van transports individuals between their homes and Day Services. An onsite social worker assists the elderly and handicapped with housing needs, banking, personal paperwork, and recertification for Medicaid. A registered nurse monitors and coordinates the care plan of each participant.

NY Connects Chenango – Chenango County Department of Social Services

Phone: 1.877.337.1659

Website: www.co.chenango.ny.us/ny-connects/

The Chenango County website contains information about all of the resources and services offered and provided by the county. Use the information on the site to make informed decisions about the care you are seeking. NY Connects Chenango provides free information and help for all long term care services and programs.

Senior & Disability Subsidized Rental Units: Maple Manor Apartments

(607) 639-2688

Guideline: Age 62 and older, or person w/disability of any age.

Hospice and Palliative Care of Chenango County Bereavement Program (Norwich)

Hospice care becomes an option when a patient – at whatever age – has an incurable condition and a prognosis of six months or less.

Location: 21 Hayes Street Norwich, NY 13815

Contact:

Website: <http://hospicechenango.org/>

Phone: (607) 334-3556 fax (607) 334-3688

Hours:

Area Served:

Population Served:

Capacity:

Services: pain management, symptom control, supplies and equipment, medications, personal care and counseling

Insurance:

Chenango County Area Agency on Aging

Services: provides outreach, education, and support for seniors throughout the county at their Adult Day Care Centers or Chenango County Office Building location including: Expanded In-home Services for the Elderly; health insurance information; home energy assistance;

housekeeper/chore worker; legal assistance; lifeline; long term care ombudsman; nutrition; weatherization referral and assistance; tax assistance, real property tax credit and tax exemption; employment, elderly pharmaceutical insurance coverage, and school tax relief.

Senior Citizen Home Meal Delivery

<http://www.co.chenango.ny.us/AAOA/aaoa.htm>

Eligibility: 60 years old or older. Home delivered meals. Senior Centers serve meals throughout the county.

Pearl and Everett Gilmour Health Care facility

88 Calvary Drive Norwich NY 13815

Nursing Home Corp.

Medicare and Medicaid

Youth Services

Chenango County Youth Bureau

Service Type: Youth Services

Website: <http://www.co.chenango.ny.us/youth/>

Location: 5 Court Street Norwich, NY 13815

Hours:

Contact:

- Phone: 607-337-1656
- Fax: 607- 337-1435
- Email: KathyC@co.chenango.ny.us

Area Served: Chenango County

Population Served: young people

Capacity: N/A

Certification:

Services: Prepare youth for their eventual economic self-sufficiency, facilitation of summer youth employment opportunities. Children and youth will demonstrate good citizenship as law-abiding, contributing members of their families, schools & communities: by youth participation in constructive leisure time activities. Children and youth will have optimal physical and emotional health (ie. Emotional health and free from health risk behaviors). New York State communities will provide youth and their families with opportunities to help them meet their needs for physical, social, moral and emotional growth: through communities making available/accessible formal and informal services.

The Christian Neighborhood Center of Norwich; AKA “The Place”

Service Type:

Website: <http://theplace-cncn.org/>

Location: 22 E Main St Norwich, NY 13815

Hours: Monday – Friday 7:00 am – 5:30 pm

After School childcare for families w/children 5 years to 12 years old. Sliding fee scale. Various educational and recreational activities available.

Non-Profit Organization

The Place

School Age Child Care

Phone: 607-336-9696

Fax: 607-334-2995

Description: Vision: The Place will Create a community environment where children, young adults, and families are nurtured, affirmed and celebrated. Mission: To love all youth as they are and help them reach their full potential as they become responsible, contributing members of Society Values: Caring, honesty, respect for self and others, fairness, hope, love, valuing differences, openness, flexibility, creativity and trust.

Capacity: 75

Enrolled in Subsidized Child Care Program: No

Schools Served: Norwich City School District

Additional Information: This facility is authorized to administer over-the-counter topical ointments only; Initial License Date: 6/18/1997;

District Office: Syracuse Regional Office

District Office Phone: (315) 423-1202

Norwich Family YMCA

Services: Offers After school day care program for families with children ages 5-12. Sliding fee scale. Kids Club is a YMCA summer Pre-School Program for children ages 3-5 (must be 3 by July 1 and toilet trained). It is a fun filled program with creative activities, art projects, games, stories, snacks, swimming, and more all related to a weekly Various educational and recreational activities available. Programs in Norwich, Oxford, GMU and Smyrna.

68-70 North Broad Street Norwich, NY 13815

(607) 336-YMCA

Hours of Operation: Monday–Friday 5:30 am.–10 pm -- Saturday 6 am–9 pm -- Sunday 9 am–2 pm

Closed: New Year’s Day, Easter, Memorial Day, July 4th, Labor Day, Thanksgiving, Christmas Day

Specialty/Other

CDO Workforce Center – Norwich

Employment and Training Services, Adult GED programs at various locations throughout the county. Classes are self-paced and free.

(607) 334-2201

<http://www.cdoworkforce.org/>

Habitat for Humanity

(607) 764-8341

<http://habitat.chenango.org/>

Volunteer service organization. Serves low-income families in Chenango County. Builds new construction homes. Also does small housing rehab projects.

Section 8 Rental Assistance: Norwich Housing Authority

(607) 334-5358

Section 8 voucher program. Also, Subsidized units in the city of Norwich: Peacock Manor (senior unit), Bordontown Circle (family unit)

Christian Caring Services

Medical Transportation

Volunteer program run by Congregational Church of Greene. Criteria: * Must be a medical appointment within a 50 mile radius of Greene. * Participant that needs ride must be in the Greene township. * Coverage only covers Monday-Friday. No weekend coverage

Chenango County Family Court

County Office Building

5 Court Street Norwich, NY 13815

Phone: 607-337-1824

Fax: 607-337-1835

Hours: Mon. - Fri. 8:30 am to 4:30 pm

Petition Intake: Mon-Fri: 8:30 am to 4:30 pm (Excluding State Holidays)

Quaranta Housing Services

Website: <http://www.quarantahousing.org/>

Location: 43 Hale St. PO Box 470 Norwich, NY 13815-0470

Hours:

Contact:

- Phone: (607) 336-2101

Payment: N/A

Area Served: Chenango County

Population Served: Low income

Capacity:

Certification:

Services: Rental Assistance, Housing Assistance, Home Repair, Energy Assistance, Grant Funding to 19 Housing related organizations

Delaware-Chenango-Madison-Otsego BOCES

Service Type:

Website: <http://www.dcmoboces.com/>

Location: 6678 County Road 32, Norwich, NY 13815

Hours:

Contact:

- Phone: 607-335-1210

Payment: Free Services

Area Served: Delaware, Chenango, Madison, Otsego Counties

Population Served: Adult education

Capacity:

Certification:

Services: Adult Education, GED Program, Literacy Program

Food Resources**Food Pantries****Afton Food Pantry**

Afton United Methodist Church

(607) 639-2082

Serves residents of Afton, Nineveh, and Harpursville. Monday 5-7pm, Wednesday 9-11am.

Bainbridge Food Pantry

Bainbridge Methodist Church

(607) 639-2692

Serves Bainbridge residents, Monday and Thursday 8-11am

Columbus Food Pantry

Columbus Community Church

(607) 847-8600

Cortland Chenango Rural Services

Food Pantry & Clothing Bank

All Welcome, Wednesday 2-4pm

(607) 863-3828

Earlville Food Pantry

Earlville Community Center

Earlville residents. Mon-Fri. 10am-2pm.

Greene Food Pantry

Berean Bible Church

(607) 656-8413

Guilford Methodist Church

Guilford Food Pantry

(607) 895-6383

Greene and 656 phone exchange. TWT 9:30-11:30am Th 1-4pm 1st and 3rd Sat 10-1.

McDonough Methodist Church

McDonough Food Pantry

(607) 843-9705

All welcome. 1st and 3rd Wed 10-2. Sat 9-11.

Mt. Upton United Methodist Church

Mt. Upton Food Pantry

(607) 765-8536

Serves residents of Mc.Donough, Pharsalia, and German.

Call June Aiken 647-5491

New Berlin Methodist Church

New Berlin Food Pantry

(607) 847-6350

All welcome: Call Carol Klum 764-8365.

7th Day Adventist Church

Norwich Food Pantry

(607) 843-9839

Serves New Berlin, South New Berlin, Gilbertsville. Call Rev. Beverly Butler 847-6350 Or Rev.

Charles **847-6361****Emmanuel Episcopol Church**

Norwich Food Pantry

(607) 334-8801

All Welcome, Call for appointment

United Church of Oxford

Oxford Food Pantry

(607) 843-5195

All Welcome. MWF 10-Noon

Catholic Charities

Roots & Wings

(607) 334-8244

<http://www.catholiccharitieschenango.com/>

Serves Oxford. Tuesday 10am-Noon.

All Welcome. Food Pantry and Clothing Bank. Household goods. Referral service.

St.Malachy's Church

Sherburne Food Pantry

(607) 674-9384

Serves Sherburne and Sherburne School District. Call number above or 315-691-3133/9311

Smithville Presbyterian Church

Smithville Action for Empowering

(607) 656-4571

Serves Smithville and Greene Call Sue Hammond 656-7202 Food Pantry, Clothing Bank, Food Sense Program, Referral Services

First Baptist Church

South New Berlin Food Pantry
 (607) 859-2240
 Serves South New Berlin. M 1-3pm or by appointment.

South Otselic United Methodist Church
 South Otselic Food Pantry
 (607) 563-7728
 Serves South Otselic. Call Debbie Williams 315-653-7728

Farmer's Markets

Chenango County Farmers Market
East Side Park, Norwich, NY
 Season: June through October (or until weather allows)
 Times of Operation – Wednesdays: 8:00 am to 1:00 pm and Saturdays: 8:00 am to 1:00 pm
SNAP (Food Stamps) accepted!

Winter Norwich Farmers Market
East Side Park, Norwich, NY
 Season: November through May
 Times of Operation: Wednesdays only:
 November on the park in Norwich, NY: 8:00 am to 3:00 pm
 December through end of snow in Follett Hall, 20 Conkey Avenue, Norwich, NY: 10 am - 6pm
 Spring on the park in Norwich, NY: 10:00 am to 3:00 pm
 Information: Vital Vittles, Inc. (607) 345-1447 or vitalvittlesinc@frontier.com
 SNAP (Food Stamps), FMNP (November only), and WIC Vegetable & Fruit checks accepted!

Bainbridge Open Air Market
Bainbridge Village Park, Bainbridge, NY
 Season: June through August
 Times of Operation: Saturday, 9:00 am to Noon.
 No Market on Memorial Day or Labor Day

New Berlin Farmers Market
Hosted by Homestead Pet & Farm Supply, Genesee Street, New Berlin
3 Railroad Street
 Season: June through October
 Times of Operation: Saturday 9:00 am to 1:00 pm

Oxford's Farmers Market
LaFayette Park, Oxford, New York
 Season: July and August
 Times of Operation - Saturday: 9:00 am to Noon

Greene Flea and Farmers Market
 Great American Parking Lot, Greene New York

Times of Operation - Saturdays: 8:00 am to 3:00 pm
 Facebook: Greene Flea Market
 Information: Wes Van Voorhis (607) 725-1446

For more information on Chenango County Farmers Markets, call Cornell Cooperative Extension of Chenango County at 607-334-5841.

Community Gardens

Norwich Community Garden

Website: www.cce.cornell.edu/chenango

Location: Hale Street Extension Norwich, NY 13815

Services: Garden plots available to families and groups for growing food. Currently 45 plots and 19 members, some members have multiple plots.

Contact: Stacie Edick

- Phone: (607)-334-5841 x 20
- Email: spe26@cornell.edu

Payment: \$20 per Season

Bainbridge Community Garden

Website: www.cce.cornell.edu/chenango

Location: Walnut Ave, Bainbridge 13733

Services: 18 raised bed garden plots for families and individuals

Contact: Stacie Edick

- Phone: (607)-334-5841 x 20
- Email: spe26@cornell.edu

Payment: \$20 per Season

Physical Resources

Parks and Trails

Bowman Lake State Park

745 Bliven Sherman Rd. Oxford, NY

660 acres with hiking & nature trails, biking and snowmobiling trails. Fishing, X-Country skiing, kiking, snowmobiling & snowshoeing are all allowed. Campsites, water front area, picnic area, playing fields, playground and pavilion.

Brookfield State Forest

Hubbardsville/Brookfield, NY

130 miles of trails spread over 13,000 acres for: X-country skiing, hiking, horseback riding, and snowmobiling. Facilities: Pavilion, picnic area, handicapped mounting platforms for horseback riding.

Hunts Pond State Park

2 miles southwest of New Berlin

New Berlin, NY

250 acres, campsites, pavilion, picnic area. Activities: boating, fishing, hiking and X-country skiing.

Millbrook Recreation Area

New Berlin, NY

Pharsalia Recreational Vehicle Trail

Pharsalia, NY

18.2 miles of marked trails are available for X-country skiing, hiking and horseback riding.

Pharsalia Wildlife Management Area

Pharsalia, NY

4,356 acres are available for bird watching, X-country skiing, fishing, hunting and trapping. In 1926, the area became the first game refuge acquired by the State. Access depends on the weather conditions.

The Finger Lakes Trail Conference, Inc.

NYS Finger Lakes Trail Center

Spans NY State, 5 trail sections run through Chenango County- 77.9 miles. Activities: Bird watching, cross-country skiing, hiking, photography, snowshoeing.

Whaupanaucan State Forest

North Norwich, NY

1,187 acres of trails that are available for X-country skiing and hiking. Fishing is also available on Jeffrey's Pond, a 10-acre impoundment.

Hospitals

UHS Chenango Memorial Hospital

County: Chenango

Service Type: Hospital

Website: <http://www.uhs.net/locations/uhs-chenango-memorial-hospital/>

Location: 179 N. Broad Street Norwich, NY 138115

Contact:

- Phone: 607-337-4111

Capacity: 58 beds

Ambulatory Surgery:

- Multi Specialty

Dental:

- Education about oral hygiene and preventing cavities
- Complete examinations, X-rays and treatment planning
- Cleanings
- Fluoride treatments to strengthen teeth
- Filling of cavities
- Treatment of gum disease
- Extractions and minor oral surgery
- Fitting of crowns, bridges and dentures

Diabetes

- Endocrinology
 - Intensive diabetes management - Type 1, Type 2 and Gestational (diabetes during pregnancy)
 - Endocrine disorders (adrenal, pituitary, parathyroid, thyroid)
 - Fine needle aspiration of the thyroid
 - Insulin pump management
 - Continuous glucose monitoring
 - Cholesterol management
- Education
 - Nutrition, meal planning and carbohydrate counting
 - Blood glucose monitoring
 - Prevention of complications/decreasing risks associated with diabetes
 - Physical activity
 - Diabetes disease process and treatment options
 - Living with diabetes

Facial Plastic Surgery

- Why do people seek Facial Plastic/Cosmetic Surgery?
- Rhinoplasty (nose job)
- Rhinoplasty with sinus relief surgery
- Blepharoplasty (eyelid surgery)
- Brow Lift
- Skin Lesions or Blemishes
- Rhytidectomy (facelift)
- Submental Lipectomy (liposuction)
- Otoplasty (pinning the ears)
- Repair of Torn Ear Lobes

- Skin Resurfacing
- Tissue Fillers

Emergency and Trauma Services:

Open 24 hours a day, every day, the Emergency Departments at all four UHS hospitals offer high-quality medical services delivered by physicians and nurses trained in emergency and trauma medicine. These emergency medical departments are equipped to handle situations ranging from acute medical and surgical emergencies to other urgent illnesses and injuries.

Gastroenterology:

- Colorectal Cancer Screening

Heart Care:

- Disease Prevention
- Diagnosis
- Treatment
- Research
- Rehabilitation,

Home Care:

- **Heart at Home** - Provides support and education in patient homes with the goal of increasing the patient's knowledge of the signs and symptoms of congestive heart failure, thereby allowing early intervention to avoid hospital readmissions.
- **HomeMed Monitoring** —Monitors measure the patient's heart rate, blood pressure, mean arterial pressure, oxygen saturation level, and temperature, and then transmit this information to registered nurses at Twin Tier Home Health with a push of a button. Nurses then review the patient data and respond to any change that might indicate the patient's condition is deteriorating or not progressing as anticipated.
- **Home Emergency Alarm Response system** — Project HEAR (home emergency alarm response) provides emergency help with the touch of a button, 24 hours a day, seven days a week through a patient's home telephone. If help is needed, simply press the button on the activator. Within seconds, an emergency response operator will speak to you and immediately dispatch appropriate emergency aid.
- **Specialized Care**
 - Nursing Services
 - Physical Therapy
 - Occupational Therapy
 - Speech Therapy
 - Rehabilitation
 - Nutrition Education
 - Medical Social Services

- Home Health Aides

Imaging:

- Diagnostic Radiology Services
- Digital Mammography
- CT scanning
- Nuclear medicine
- MRI
- Ultrasound
- Fluoroscopy
- Diagnostic interventional radiology
- Therapeutic interventional radiology
- Catheter placement
- Cyst aspiration
- Facet injections
- CT guided pain management procedures

Laboratory:

- Clinical Chemistry
- Hematology/coagulation
- Diagnostic Immunology
- Pathology
- Transfusion services / Immunohematology
- Urinalysis
- Blood pH and gases
- Histopathology-general frozen sections only

Maternity/Childbirth

- Births take place on the Maternity unit at Chenango Memorial Hospital
- Labor/delivery/postpartum/recovery rooms
- Whirlpool bath to ease labor
- Nursery
- Skilled OB/GYN practitioners

Obstetrics and Gynecology:

- Pap Smears
- Clinical Breast Exams
- Menopause Advice
- Mammography

Pediatrics:

The pediatrician will help make sure your child get the vaccinations he or she needs, tracks their growth and development and can help head off many future health problems before they develop. Pediatricians also diagnose and treat diseases in infants and children, as well as monitor the growth, development and well-being of pre-adolescents.

Physical Therapy:

- Balance and vestibular disorders
- Breast cancer
- Cancer-related fatigue
- Injured worker rehabilitation
- Joint replacement
- Neck and back
- Neurorehabilitation
- Orthopedic and sports rehabilitation
- Orthotic fabrication (only at Endicott location)
- Osteoporosis
- Overuse injuries
- Pediatric therapy (only at UHS Binghamton General Hospital location)
- Pelvic floor disorders
- Post-concussion
- Post-surgical
- Pregnancy and post-partum
- Sprains/strains
- Stroke/cerebrovascular accident

Sports Injury

- Preventive sports medicine
- Comprehensive evaluation of physical injuries
- Surgical and non-surgical treatment
- Rehabilitative techniques
- Posture evaluations
- Counseling on supplements
- For concussion/mild traumatic brain injuries

Urogynecology

- Diagnosis of urology disorders
- Urology treatment and procedures

Other Services:

- Ear, Nose, and Throat

Hospital Extension Clinics**Chenango County Department of Public Health**

Diagnostic and Treatment Center

Services: Clinic Part Time Services, Health Fairs O/P, Medical Social Services O/P, Nursing

Bassett Healthcare Sherburne

Hospital Extension Clinic

Services: Dental O/P, Primary Medical Care O/P, Psychology O/P

Family Health Center

Hospital Extension Clinic

Services: Primary Medical Care O/P

Dentistry at UHS Chenango Memorial Hospital

UHS Chenango Memorial Hospital maintains a very successful general dentistry practice in Norwich's Eaton Center. The dentists, dental hygienists and assistants in this busy practice serve patients throughout Chenango County and beyond with high quality dental expertise.

New Berlin Extension Clinic

Hospital Extension Clinic

Services: Primary Medical Care O/P

CMH Family Health Center

Hospital Extension Clinic

Services: Primary Medical Care O/P

Sherburne-Earlville Central School Middle/HS, Elementary

School Based Hospital Extension Clinic

Services: Health Education O/P, Immunology, Medical Social Services O/P, Multiphasic, Screening O/P, Nursing, Primary Medical Care O/P, Psychology O/P, Venereal Disease, Prevention, Well Child Care O/P

CMH Dental Center

Hospital Extension Clinic

Services: Dental O/P

CV Stratton Center for Therapies

Hospital Extension Clinic

Services: Occupation, Physical, and Speech Therapy

Norwich Primary Care Center

Hospital Extension Clinic

Services: Primary Medical Care O/P

UHS Primary Care - Greene

Hospital Extension Clinic

Services: Primary Medical Care O/P

Unadilla Valley Central School

School Based Hospital Extension Clinic

Services: Health Education O/P, Immunology, Medical Social Services O/P, Multiphasic, Screening O/P, Nursing, Primary Medical Care O/P, Psychology O/P, Venereal Disease, Prevention, Well Child Care O/P

Sherburne Adult Day Health Care Program

Adult Day Health Care Program - Offsite

Capacity: 15 beds

Services: Adult Day Health Care

Skilled Nursing Facilities**ChaseHealth Rehab and Residential Care****Service Type:** Residential Health Care Facility - SNF**Website:** <http://www.chasenursinghome.com/>**Capacity:** 80

Services: Audiology, Baseline Services - Nursing Home, Dental, Medical Social Services, Nursing, Nutritional, Optometry, Pharmaceutical Service, Physician Services, Psychology, Therapy – Occupational, Therapy – Physical, Therapy - Speech Language Pathology

Chenango Memorial Hospital Inc SNF

Residential Health Care Facility - SNF

Capacity: 80

Services: Audiology, Baseline Services - Nursing Home, Dental, Medical Social Services, Nursing, Nutritional, Optometry, Pharmaceutical Service, Physician Services, Psychology, Therapy – Occupational, Therapy – Physical, Therapy - Speech Language Pathology

Valley View Manor Nursing Home

Residential Health Care Facility - SNF

Capacity: 82

Services: Audiology, Baseline Services - Nursing Home, Dental, Medical Social Services, Nursing, Nutritional, Optometry, Pharmaceutical Service, Physician Services, Psychology, Therapy – Occupational, Therapy – Physical, Therapy - Speech Language Pathology

NYS Veterans Home

Residential Health Care Facility - SNF

Capacity: 242

Services: Audiology, Baseline Services - Nursing Home, Dental, Medical Social Services, Nursing, Nutritional, Optometry, Pharmaceutical Service, Physician Services, Psychology, Therapy – Occupational, Therapy – Physical, Therapy - Speech Language Pathology

Norwich Rehabilitation & Nursing Center

Residential Health Care Facility - SNF

Capacity: 80

Services: Audiology, Baseline Services - Nursing Home, Dental, Medical Social Services, Nursing, Nutritional, Optometry, Pharmaceutical Service, Physician Services, Psychology, Therapy – Occupational, Therapy – Physical, Therapy - Speech Language Pathology, Respite

DELAWARE COUNTY

Addiction

Alcohol and Drug Abuse Council of Delaware County (ADAC)

Service Type: Addiction/Substance Abuse

Website: <http://www.adaonline.org/>

Location: 72 Main Street Delhi, NY 13753

Hours:

Contact:

- Phone: (607) 746-8300
- Email: mrosenthal@stny.twcbc.com

Population Served: Alcohol and substance abuse

Area Served: Delaware County

Capacity:

Certification: OASAS funded agency

Services: Tobacco education (youth), substance abuse education (youth), interventions, Drinking Driver Rehabilitation Program, information, referral

The Council is an incorporated public agency funded by New York State Office of Alcohol and Substance Abuse Services (OASAS). The Council provides information, referral and educational services to individuals and families to promote personal growth and informed choices.

Alcohol and Drug Abuse Services of Delaware County (ADAS)

Service Type: Outpatient Treatment Program

Website: <http://www.co.delaware.ny.us/departments/mhc/ada.htm>

Location: 34570 State Highway 10 Hamden, NY 13782

Hours: 9:00 a.m.-5:00 p.m.

Contact:

- Phone: (607) 865-7656
- Email: ada@co.delaware.ny.us

Population Served: Alcohol and substance abuse

Area Served: Delaware County

Payment: Medicaid, private insurance, self-pay, sliding-fee

Capacity:

Certification:

Services:

Consultation, Assessment, Impaired Driving, Court Probation, New York State Parole, Assessment/Referral, Addiction Education, Individual Treatment, Family Treatment, After Care Services

A medically supervised addictions outpatient treatment program serving the needs of all those whose lives have been affected by the abuse of alcohol and/or drugs.

Alcoholics Anonymous (AA) and Al-Anon

Service Type: Support Group

Locations: Andes, Delhi, Deposit, Hamden, Hancock, Margaretville, Masonville, Meridale, Roxbury, Sidney, South Kortright, Stamford and Walton.

Payment: Free service

Services: Support groups, alcohol education, substance abuse

Narcotics Anonymous

Service Type: Substance Abuse

Website: <http://www.adaonline.org/meetings/naday.htm>

Location: please refer to the website

Contact:

- Phone:

Payment: Free

Area Served: Delaware County

Population Served: Drug Abuse

Capacity:

Certification:

Services: Counseling in self-help for substance abuse.

Delaware County Drug Treatment Court

Service Type: Substance Abuse

Website: <http://www.nycourts.gov/courts/6jd/delaware/drug/mission.shtml>

Location: 3 Court Street Delhi, NY 13753

Contact: Scott L. Burrows

- Phone: 607-746-2592 or 888-453-5133
- Email: sburrows@nycourts.gov

Payment: N/A

Area Served: Delaware County

Population Served: Those involved in corrections, criminal offenders

Capacity:

Certification:**Services:** Substance Abuse Prevention/Education

* The Mission of the Delaware County Treatment Court is to create opportunities for individuals to improve their quality of life and break the cycle of crime associated with addiction. Through the mutual efforts of the Judge, Prosecutor, Defense Bar, Probation and Parole Department and Treatment Providers, the Treatment Court Team will increase long-term abstinence by holding participants accountable and ultimately reducing drug related crimes and recidivism, which will create stronger families and safer communities.

Friends of Recovery of Delaware and Otsego Counties**Service Type:** Addiction/Substance Abuse**Website:** <http://friendsofrecoverydo.org/overview/>**Location:** 167 Main Street, Delhi, NY (Delaware County Office)**Contact:**

- Phone: 607-267-4435

Payment: Free**Area Served:** Delaware, Otsego County**Population Served:** Substance Abuse**Capacity:****Certification:** 501 (c) 3 not for profit organization**Services:**

Support Groups: Alcoholics Anonymous, Narcotics Anonymous, Gamblers Anonymous, Codependents Anonymous, Adult Children of Alcoholics, Sex/Love Addicts Anonymous, Emotional Support Services Peer-led Support, Telephone Recovery Support Services, Social/Recreational activities, Substance abuse education

Delaware Valley Hospital Inpatient Alcohol and Substance Abuse Rehabilitation Unit**Service Type:** Addiction/Substance Abuse; Inpatient Treatment**Website:** <http://www.uhs.net/care-treatment/addiction-chemical-dependency/delaware-valley-treatment-programs/>**Location:** 1 Titus Place Walton, NY 13856**Hours:****Contact:**

- Phone: (607)865-2115

Payment:**Area Served:** Delaware County**Population Served:** Substance abuse**Capacity:****Certification:**

Services: After-Care, Inpatient Treatment, Outpatient Treatment, Medically Managed Detox, Treatment Planning, Recreational Therapy, Referral, Group Therapy, Individual Therapy, Support Groups (Alcoholics Anonymous, Al-Anon) Family Support, Family Education, Relapse Prevention

Specialty Services:**Outpatient Suboxone Treatment Program**

Primary Care Center, Walton; Patients dependent upon opiates
 Contact: (607)865-275

Phoenix House

Service Type: Addiction/Substance Abuse

Website: <http://www.phoenixhouse.org/locations/new-york/phoenix-house-delaware-county-center/>

Location: 10566 County Highway 18 South Kortright, NY 13842

Hours:

Contact:

- Phone: (607) 538-1417

Payment: Insurance, self-pay

Area Served: Delaware County

Population Served: Substance abuse

Capacity:

Certification: OASAS Certified

Services: Residential Service, Group Therapy, Individual Therapy, Group Counseling, Individual Counseling, Medically Managed Detox, Outpatient Treatment, Substance Abuse Prevention/Education, Assessment, Evaluation

Mental Health

Delaware County Mental Health Clinic

Service Type: Mental Health: Outpatient Treatment

Website: <http://www.co.delaware.ny.us/departments/mhc/mhc.htm>

Location: 1 Hospital Road Walton, NY 13856

Hours:

Contact:

- Phone: (607) 865-6522
- Email: mhc@co.delaware.ny.us

Payment: Medicaid, Medicare, self-pay, private insurance, managed care/HMO insurance

Area Served: Delaware County

Population Served: Mental Illness

Capacity:

Certification: OMH Certified

Services: Evaluation, diagnosis, and treatment; individual therapy, group therapy; family therapy, psychiatric services, children and youth services, crisis intervention/emergency services, treatment team and forensics.

* A county agency providing comprehensive outpatient mental health services including for residents of Delaware County

Single Point of Access (SPOA)**Location:** Delaware County Mental Health Clinic, 1 Hospital Road Walton, NY 13856**Contact:** (607)-865-6522

* As part of its 2000-2001 New Initiatives, the New York State Office of Mental Health (OMH) has mandated that county mental health administration directly oversee and manage the access to certain Medicaid funded intensive services. These services include Intensive Case Management (ICM), Supportive Case Management (SCM), Home and Community Based Waiver, Family Based Treatment, and adult residential services.

National Alliance on Mentally Illness (NAMI) of Delaware County**Service Type:** Mental Health**Website:****Location:** 1723 Upper Meeker Hollow Road Roxbury, NY Zip 12474**Hours:****Contact**

- Phone: (607) 326-4797
- Email: rw_riba@yahoo.com

Area Served: Delaware County**Population Served:** Mental Illness**Payment:** Free**Capacity:****Certification:****Services:** Mental health education, family support, support groups, referrals.

Local chapters of NAMI raise awareness around mental illness and provide no cost education, advocacy and support group programs. NAMI members are concerned families and friends of people who suffer from psychiatric illnesses, offering mutual support to those coping with the issues and needs of a loved one with a mental illness.

Developmental Disabilities**Broome Developmental Services: Delaware Regional Center****Service Type:** Developmental Disabilities**Website:** www.opwdd.ny.gov**Location:** PO Box 352, Masonville, NY 13804**Contact:**

- Phone: 607-265-3322

Payment: Free**Area Served:** Broome, Chenango, Delaware, Otsego, Tioga, & Tompkins**Population Served:** Developmentally disabled**Capacity:** N/A**Certification:** OPWDD Certified**Services:**

Evaluation, Disability Treatment, Vocational Training, Child Care Services, Social Service, Respite

* A unit of the New York State Office for People with Developmental Disabilities providing services in partnership with local governments and voluntary not-for-profit providers for people of all ages with developmental disabilities and their families.

The ARC of Delaware County

Service Type: Developmental Disabilities

Website: <http://delarc.org/~delarc/>

Location: 34570 State Highway 10 Walton, New York 13856

Contact:

- Phone: (607)865-7126
- Email: delarc@delarc.org

Area Served: Delaware County

Population Served: Developmentally disabled and their families

Capacity:

Certification:

Services:

Children: Inclusion (age 0-5), Family Support, Service Coordination, Parent Training; Adult: Education, Training, Employment, Residential Services, In-Home Training Group Recreation, Family Support, Case Management, Service Coordination, Guardianship Services

Maternity/Perinatal

Family Planning of South Central New York, Inc.

Service Type: Mother/Infant/Perinatal

Website: <http://fpcny.org/locations-and-hours/oneonta-health-center/>

Main Location: 37 Dietz Street Oneonta, NY 13820

Hours: Monday – Friday: 9:00a.m. – 5:00p.m., Tuesdays until 7:00p.m.

Saturdays twice a month: 9:00 a.m. – 1:00 p.m

Satellite Locations (Delaware County): in Sidney (37 Pleasant St., Sidney, NY Thursday 10:00am – 6:00pm) and Walton (130 North St., Walton, NY, Wednesday 9:00am – 5:00pm)

Contact:

- Phone: (607)-432-2250
- Email: fpcny@fpcny.org

Payment: sliding fee, Medicaid, Family Health Plus, private insurance

Area Served: Broome, Chenango, Delaware, and Otsego Counties

Population Served: Men and women, Mothers, Pregnant women

Capacity: 47 staff across 5 locations serving 10,000 people per year

Certification: New York State-licensed medical facility

Funding: Government grants, insurance, Medicaid, public support, and self-pay patients

Services:

Birth Control, Emergency Contraception, Annual exams for women and men, Pregnancy Testing & Options Counseling, STD Testing, STD Treatment, HIV Testing, Gardasil Vaccine, Cancer Screening, Sexuality Education

A nonprofit organization serving Delaware County from health care sites in Oneonta, Sidney and Walton. Their mission is "to advocate and provide individuals, families and organizations in our region with information, education and health care services pertaining to human sexuality and reproductive health in a private and confidential manner, respectful of all beliefs, supporting individual freedom of choice and responsibility". Patient services include pregnancy testing, HIV testing, teen services, contraception services, cancer screening including pap tests, breast exams and rectal/genital exams. Education programs addressing a full range of sexual health topics are available.

Health/Disease Prevention/Education

Cancer Screening Services of Delaware, Otsego & Schoharie Counties

Service Type: Disease Prevention Education

Website: <http://www.bassett.org/our-network/patient-services/cancer-services-program-of-delaware-otsego-schoharie-counties/>

Location: Mobile services provided at local hospitals and clinics

Contact:

- Phone: 1-888-345-0225

Payment: Free

Area Served: Delaware, Otsego, Schoharie Counties

Population Served: Men (age 50+) and Women (age 40+) without health insurance

Capacity:

Certification:

Services: Cancer Screenings, Diagnosis, Referrals

Specialty Services:

Links to Medicaid Treatment Program for breast, cervical, colorectal and prostate cancer, HPV vaccine.

Cornell Cooperative Extension Association of Delaware County

Service Type: Nutrition; Youth Development; Food

Website: <http://www.ccedelaware.org/Home.aspx>

Location: 34570 State Highway 10 Hamden, NY 13782

Hours: Monday - Friday 8:30 a.m. - 4:30 p.m.

Contact:

- Phone: (607) 865-6531
- Email: delaware@cornell.edu

Payment:

Area Served: Delaware County

Population Served: Community

Capacity:

Certification:

Services – Education and information on: Nutrition, Food Safety, Home Food Preservation, Parenting Education, Financial Management, Housing and Water Quality, and Energy; 4-H youth development.

Specialty Services

Delaware County Rural Healthcare Alliance– a state funded, county-based rural health network that operates under the auspices of Cornell Cooperative Extension of Delaware County. The goals of the Alliance are to promote a formal network of health care providers to improve the healthcare delivery system; expand and integrate preventive and wellness health services into community based primary care systems; educate consumers and the community regarding health and wellness issues in the county; promote shared network services; and explore collaborative financing strategies to insure sustainability of the network. The 4 hospitals, SUNY Delhi, Mental Health Clinic, ADAC, OFA, Alzheimer’s Association, Cooperative Extension, School Based Health, hospice, Public Health and Emergency Management are among the county agencies and organizations that are represented in the network.

Rural Health Network of South Central New York Inc.

Service Type: General/Human Services

Website: <http://www.rhnsny.org/home>

Location: 2663 Main Street Whitney Point, NY 13862

Hours:

Contact:

- Phone: (607) 692-7669

Payment:

Area Served: Delaware, Tioga, Broome Counties

Population Served: Community

Capacity:

Certification:

Services: Prescription Assistance, Vision Services, Dental Services, Health Insurance Assistance Services, Healthy Lifestyle Promotion (Fitness/Wellness)

Delaware County Public Health Department

Service Type:

Website: <http://www.delawarecountypublichealth.com/>

Location: 99 Main Street Delhi, NY 13753

Hours:

Contact:

- Phone: (607)-832-5500

Payment:

Area Served: Delaware County

Population Served: Community

Capacity:

Certification:

Services: Maternal Services, Early Intervention, Immunization, Health & Wellness Promotion, Lead Poisoning Prevention

* County agency providing population based services to residents of Delaware County. Recently the focus of the agency has shifted from direct service provision to strategic planning, building and maintaining partnerships and building coalitions to promote healthy living in Delaware County. The agency provides direct maternal child health services including home visits for antepartum, postpartum and newborn clients. The agency is responsible for the Early Intervention Program for infants and toddlers and the Preschool Program for children with special needs. Other programs include lead poisoning prevention, Children with Special Health Care Needs (CSHCN), immunization, communicable disease investigation, injury control and Public Health Preparedness.

Smoking Cessation

New York State Smokers' Quitline

Service Type: Smoking Cessation

Website: <http://www.nysmokefree.com/default.aspx>

Location: N/A

Hours: Monday - Thursday 9:00 am – 9:00 pm Friday, Saturday & Sunday 9:00 am – 5:00 pm
Taped message library and tip of the day - 24 hours /7 days a week

Contact:

- Phone: 1-866-697-8487
- Voice or TTY: 7-1-1, give the operator the Quitline number

Payment: Free

Area Served: Statewide

Population Served: Smokers 18 years and up

Capacity: N/A

Certification: Grant funded by the New York State Department of Health

Services: The New York State Smokers' Quitline is free and confidential service that provides effective stop smoking services to New Yorkers who want to stop smoking.

Aging Population

NY Connects: Delaware County

Service Type: Aging/Adult Care

Website: <http://www.co.delaware.ny.us/departments/ltc/ltc.htm>

Location: 6 Court Street Delhi, NY 13753

Hours:

Contact:

- Phone: (607)-746-6333
- Email: ofa@co.delaware.ny.us

Payment: Free

Area Served: Delaware County

Population Served: Aging population

Capacity:

Certification:**Services:**

Specialty Services: Provides resources for Home Care and Skilled Nursing

Delaware County Office for the Aging

Service Type: Aging/Adult Care

Website: <http://www.co.delaware.ny.us/departments/ofa/ofa.htm>

Location: 6 Court Street Delhi, NY 13753

Hours:**Contact:**

- Phone: 607-746-6333

Payment: Free

Area Served: Delaware County

Population Served: Aging population

Capacity:**Certification:****Services:**

Chronic Disease Management, Energy Assistance (age 60+), Prescription Assistance, Entitlement Counseling, Transportation Services, Case Management, Respite, Home Care, Ombudsman Service, Nutrition Education/Services, Healthy Lifestyle Promotion (Fitness/Wellness), Tax Assistance

* A county agency providing health-related services including Lifeline, transportation to medical appointments, health and wellness programs, expanded in-home services for the elderly (EISEP) and senior dining program to improve the quality of life of elderly citizens. OFA provides Medicare education through the Health Insurance Counseling and Advocacy Program (HICAP).

Delaware County Office of Long Term Care

Service Type: Mental Health; Disabilities

Website: <http://www.co.delaware.ny.us/departments/dss/oltc.html>

Location: 111 Main Street Delhi, NY 13753

Hours: Monday-Friday 8:00am-5:00pm

Contact:

- Phone: (607)-832-5300

Payment: Free, Medicaid

Area Served: Delaware County

Population Served: Community; Medicaid Recipients

Capacity:**Certification:**

Services: Residential Placement (adult), Personal Care

* Under the Delaware County Department of Social Services provides assistance with home care management for Medicaid recipients.

Youth Services

Delaware County Youth Bureau

Location: 99 Main St. Delhi, NY 13753

Contact:

- Phone: (607) 832-5283
- Email: youth@stny.rr.com

Services: Supports area agencies which provide care and services to children and teens with funding and resources, with coordination and planning, with technical assistance and training, with research and evaluation, and with advocacy at the state and local levels. Offers Summer Campership Program to financially- or circumstantially-eligible children.

Specialty Services/Other

MARK Project Inc.

Service Type:

Website: <http://markproject.org/>

Location: 43355 State Highway 28 2nd Floor Arkville, New York 12406

Hours:

Contact: Peg Ellsworth (Executive Director)

- Phone: (845) 586-3500
- Email: peg@markproject.org

Payment: N/A

Area Served: Delaware County (Arkville, Bovina, Fleischmanns, Halcottsville, Margaretville, New Kingston, and Roxbury).

Population Served: General Community

Capacity:

Certification:

Services: Community Building, Housing, Economic Development, Funding (\$5,000 small business grants)

* A 501-c-3 not-for-profit, tax-exempt rural development company that unites efforts and secures resources to build and revitalize our communities.

Margaretville Health Foundation

Service Type: Funding

Website: <http://www.hahv.org/margaretvillehospital/margaretville-health-foundation/>

Contact:

- Phone: (845) 586-2631 x3181
- Email: Iris.Mead@hahv.org.

* Seeks to provide funding for Margaretville Hospital and Mountainside Residential Care Center through a program of Planned Giving and the development of an Endowment Fund. The Foundation's vision is for our community to have access to the highest quality health care. The mission is ensuring quality health care for the people of the Central Catskills.

A.Lindsay and Olive B. O'Connor Foundation**Service Type:** Funding**Website:** <http://www.theoconnorfoundation.org/index.html>**Location:** 731 Main Street Hobart, NY 13788**Hours:** Monday-Friday, 9:00am-3:00pm**Contact:**

- Phone: (607) 538-9248
- Email: office@theoconnorfoundation.org

* Provides grants that directly impact on the quality of life in Delaware and contiguously surrounding counties in rural upstate New York but focuses on Delaware County.

Deposit Foundation and Rural Housing Service**Website:** <http://www.depositfoundation.com/>**Location:** 119 Front St, Deposit, NY 13754**Hours:** Open Monday, Wednesday, Friday**Contact:**

- Phone: (607) 467-4000
- Email:

Payment:**Area Served:** Broome and Delaware Counties**Population Served:** Low-income**Capacity:****Certification:****Services:** Medical Transportation, Shopping Assistance, Referral for Food, Clothing, Shelter, Prescription Assistance, Energy Referral Service**Otsego Northern Catskills BOCES****Service Type:** Adult Education**Website:** <http://www.oncboces.org/>**Location:** 2020 Jump Brook Road, Grand Gorge, NY 12434**Hours:****Contact:**

- Phone: (607) 588-6291
- Email:

Payment:**Area Served:** Delaware, Otsego County**Population Served:** Students, Adults**Capacity:****Certification:****Services:** GED, Adult Education, Literacy Services**Western Catskills Community Revitalization Council****Website:** <http://www.westerncatskills.org/>

Location: 125 Main Street, Suite A Stamford, NY 12167

Hours:

Contact:

- Phone: (607) 652-2823
- Email:

Payment:

Area Served: Delaware, Schoharie and Greene Counties

Population Served: Families with income at or below 80% of median income for the county in which they live.

Capacity:

Certification:

Services: Renewal and Housing Services, Grants for first time home buyers and owner occupied housing rehabilitation, Financial Counseling

Food Related

Farmers' Markets

Delhi Farmers' Market

Location: Courthouse Square Main St.

Hours: Wednesday 9am-2pm June 4 - September 24

Contact: Jerry Pellegrino (607) 746-3775

Deposit Farmers' Market

Location: First United Methodist Church WIC Clinic, 107 Second St.

Hours: Thursday 10am-2pm Aug 21 - Sep 18

Contact: Jeanne Darling (607) 865-6531

Hobart Community Farmers' Market

Location: Stamford Town Hall Green, 101 Maple Ave., Village of Hobart

Hours: Friday 4pm-7pm June 6 - September 26

Contact: Andrew Flach (917) 885-4490

Pakatakan Farmers' Market

Location: Round Barn of Halcottville 46696 State Hwy 30 between Margaretville & Roxbury

Hours: Saturday 9am-2pm May 17 - October 11

Contact: Georgianna Fairlie (845) 254-4290

Sidney Farmers' Market

Location: Video Entertainment Plus parking lot 89 Main St.

Hours: Tuesday 10am-2pm July 1 - September 30

Contact: Jeanne Darling (607) 865-6531

Walton Farmers' Market

Location: UHS Delaware Valley Hospital 2 Titus Place

Hours: 1st & 3rd Wed 10am-2pm July 2 - October 15

Contact: Jeanne Darling (607) 865-6531

Food Pantries

Hamden Food Bank (Main Food Pantry)

Location: Delaware Opportunities Building, 35430 State Highway 10 Hamden, NY 13782

Hours: Open Monday-Friday 9:00am-12:00pm, 1:00pm-5:00pm

Contact:

- (607)-746-1685: Call for information on other food pantries and their hours
- dofoodbank@delawareopportunities.org

Area Served: Delaware County

Population Served: Delaware County residents (those in localities with food pantries should if possible use their local food pantry instead).

Specialty Services: Food Pantry network provides food once a month per household (unless extreme emergency).

Andes

Location: Presbyterian Church 70 Delaware Ave, Andes, NY 13731

Hours: Tuesday 11am-1pm

Colchester

Location: American Legion Hall Back River Road, Downsville, NY 13755

Hours: as needed, easiest to reach early evening

Davenport

Location: Near the Town Hall, Route 23, Davenport, NY 13750

Hours: as needed

Deposit

Location: 74 Second St, Deposit, NY 13754

Hours: every Thursday, 3:00 p.m. - 6:00 p.m.

East Branch

Location: Methodist Church, East Branch, NY 13756

Hours: Wed, 2:00 p.m. - 3:00 p.m. or as needed

Grand Gorge

Location: United Methodist Church, Prattsville Rd, Grand Gorge, NY 12434

Hours: as needed

Hancock

Location: Father Rausch Memorial Hall West Main St, Hancock, NY 13783

Hours: Tues., 1:00 p.m. - 3:00 p.m.

If emergency call Church Rectory 607-637-2571

Kortright

Location: North Kortright Presbyterian Church, Kortright, NY 13842

Hours: as needed/will deliver

Margaretville Hamden Food Bank

Location: Main St, Margaretville, NY 12455

Hours: call Mon., Wed., Fri. 9:00 a.m. - 11:00 a.m. & 5:00 p.m. - 7:00 p.m.

Masonville

Location: Federated Church, Masonville, NY 13804

Hours: as needed

Meredith

Location: Town Hall, Town Clerk's Office, 4247 Turnpike Road, Meredith, NY 13806

Hours: Tues., Wed., Thurs. 9:00 a.m. - 2:00 p.m.

Roxbury

Location: United Methodist Church, Main St, Roxbury, NY 12474

Hours: Tues., 4:00 p.m. - 6:00 p.m.

Sidney

Location: United Methodist Church, 12 Liberty St, Sidney, NY 13838

Hours: Monday and Thursday 9:30am - 11:30am

Sidney Center

Location: United Methodist Church, Sidney Center, NY 13839

Hours: as needed

Walton

Location: Presbyterian Church, 62 East St, Walton, NY 13856

Hours: Tues. & Fri. 12:00 p.m. - 2:00 p.m.

Walton Community Gardens

Website: <http://waltoncommunitygarden.blogspot.com/>

Location: Stockton Ave. Walton, NY 13856

Payment: \$15 suggested donation for a 10X10 plot (Fee waived for those who can't contribute)

Contact: Rebecca Morgan

- Email: rebamacmorg@hotmail.com

Educational Gardens**Andes Central School Garden**

Location: 85 Delaware Ave Andes, NY 13731

Service: Students grown mix vegetables during spring and fall.

Contact: Ed McGee

- Phone: (845) 676-3166
- Email: emcgee@andescentralschool.org

People's Garden/Downsville Central School

Location: 14874 State Highway 30 Downsville, NY 13755

Services: Mainly a vegetable garden, planted by the students

Contact: Rebecca Shields

- Phone: (607) 363-2111
- Email: bshields@dcseagles.org

Roxbury Central School CROP Garden

Website: Roxburygardenclub.tumblr.com

Location: 53729 State Highway 30 Roxbury, NY 12474

Service: Growing food and knowledge in the season and for our future. Perennial and annual veggies and fruit are grown for the school cafeteria and students to take home and share with their families.

Contact: Madalyn Warren

- Email: Madalyn.warren@gmail.com
- Phone: (607) 326-6177

Live to Serve Garden

Location: 47-49 Stockton Ave Walton, NY 13856

Service: The local food movement; childhood obesity and hunger; has gotten a lot of press statewide and nationally. In an effort to reduce hunger in our local community offers a soup kitchen and a community food bank to assist those in need. The garden will feature fall harvest locally grown produce including potatoes, carrots, squash and other late season crops.

Contact: Tina Miner-James

- Email: tjames@waltoncsd.org
- Phone: (607) 865-4116

Camp Discovery Garden

Website: www.cullmancenter.org

Location: 90 West Road Sidney, NY 13838

Service: This garden is in partnership between Delaware County Cooperative Extension, Cullman Child Development Center and Camp Discovery. The children grow vegetables and cook what they grow. This process teaches children about gardening and healthy food choices.

Contact: Amy Williams

- Email: amy.williams@cullmancenter.org
- Phone: (607) 563-7529

Physical Related

Catskill Scenic Trail

Catskill Revitalization Corporation

Website: <http://www.catskillscenictrail.org>

Contact:

- Phone: 607-652-2821
- Email: loco1998@durr.org

26 miles from Grand Gorge to Bloomville with an extension to Roxbury. Hike, bike, walk, cross country ski or horseback ride on the Catskill Scenic Trail. Delaware County has this amazing rail bed preserved forever as a beautiful and well maintained hiking trail for its residents and guests. The western Catskill Mountains of Delaware County offer some of the most stunning rolling mountain vistas. The headwaters for the Delaware River flow through the region providing fertile ground for farming on the river valleys and sweeping up gentle slopes to the mountain tops.

Fitness Centers of Delaware County

- **Cardio Club**
17 Elm St Delhi, NY
(607) 746-7050
- **Stamford Gym**
32 Main St Stamford, NY
(607) 214-4075
- **Walton Fitness**
194 Delaware St Walton, NY
(607) 510-4177

Catskill Park/Catskill Forest Preserve

Website: <http://www.nysparks.com/regions/catskill/default.aspx>

The Catskill Park is nationally unique because it is a checkerboard of public and private land; a grand experiment in how nature, even wilderness, and human society can coexist in a landscape. There are approximately 300 miles of marked, maintained hiking trails on public Forest Preserve land. Stewardship and development of these trails is shared by the New York State Forest Rangers and local chapters of hiking clubs such as the New York/New Jersey Trail Conference and the Adirondack Mountain Club. There are 35 Catskill peaks boasting heights greater than 3500ft elevation, and people who hike to the summits of each of these peaks earn membership in the **Catskill 3500 Club**. One of three spots where you can access the trail from a village center can be found in Margaretville.

Andes Rail Trail

Website: <http://www.andesworks.com/rail-trail/>

The Andes Rail Trail is an easily accessible hiking trail in an idyllic setting, suitable for individuals and families of all ages. The trail starts at the beautiful pergola and gate, at 266 Depot Street. The first section of the trail continues for one very flat mile (2 miles round trip) along the old rail bed, and provides a peaceful experience of field and woodland beauty and wonderful mountain views.

The Village of Delhi Riverwalk Project

Website: <http://delhiriverwalk.wordpress.com/>

Involves enhancing Hoyt Park and a small strip of land that runs along the West Branch of the Delaware River to create a Riverwalk from Kingston Street to the Shire Pub in the Village of Delhi, NY.

Tennis Courts

Andes Central School

85 Delaware Avenue Andes New York, 13731

Facility Type: School/University

Total Number of Courts: 2

Margaretville High School

415 Main Street Margaretville New York, 12455

Facility Type: School/College/University

Total Number of Courts: 4

Tennis Everyone!

87 Turkey Ridge Road Fleischmanns New York, 12430

Facility Type: Private Home

Total Number of Courts: 1

Stamford Central School

1 River Street Stamford New York, 12167

Facility Type: School/University

Total Number of Courts: 2

Additional Community Resources

Transportation

Circle of Life Ambulette Service

Location: 10723 Cty Hwy 18, South Kortright, NY 13842

Contact: 607-538-1734

Area Served: Delaware County.

Payment: Medicaid

* We transport to and from home, doctors, hospitals, and nursing homes. Medicaid approved. Wheelchair, stretcher, and Ambulatory transportation.

Medical Answering Service

Website: <https://www.medanswering.com/>

Contact: (800) 850-5340

Payment: Free

Population Served: Medicaid recipients

Specialty Services:

Transportation to and from medical, optical, dental and psychological services

Emergency Transport

efibrillation, P-Paramedic, CC-Critical Care, I-Intermediate, none-Basic)

Andes Fire Department, Inc.

Location: 5259 County Hwy 1 Andes, NY 13731

Certified Ambulance

Fire Department EMT-D

Emergency Number: 911

Business Number: (845)676-9515

Ambulances: 2

Other Transport: 0

Bloomville Fire Department Emergency Squad

Location: 243 Scotch Hill Road Bloomville, NY 13739

Certified Ambulance

Fire Department EMT-P

Emergency Number: 911

Business Number: (607)538-9095

Ambulances: 1

Other Transport: 0

Bovina Emergency Squad

Location: 123 Bob Hall Road Bovina Center, NY 13740

Certified Ambulance

Fire Department EMT-I

Emergency Number: 911

Business Number: (607)832-4857

Ambulances: 1

Other Transport: 0

Davenport Volunteer Fire Department, Inc.

Location: Main St. Davenport, NY 13750

Certified First Responder

Fire Department EMT-P
 Emergency Number: 911
 Business Number: (607)278-5523
 Ambulances: 0
 Other Transport: 1

Delhi Fire Department Emergency Medical Services

Location: 140 Delview Ter Exd Delhi, NY 13753
 Certified Ambulance
 Fire Department EMT-P
 Emergency Number: 911
 Business Number: (607)746-2223
 Ambulances: 2
 Other Transport: 1

Downsville Fire Department / EMS Dept.

Location: 15166 State Highway 30 Downsville, NY 13755
 Certified Ambulance
 Fire Department EMT-P
 Emergency Number: 911
 Business Number: (607)363-2235
 Ambulances: 2
 Other Transport: 0

East Branch Fire Department Ambulance Squad

Location: PO Box 143 East Branch, NY 13756
 Certified Ambulance
 Fire Department EMT-D
 Emergency Number: 911
 Business Number: (607)363-2533
 Ambulances: 2
 Other Transport: 0

Franklin Fire Department and Emergency Squad, Inc.

Location: PO Box 934 Franklin, NY 13775
 Certified Ambulance
 Fire Department EMT-D
 Emergency Number: 911
 Business Number: (607)829-5092
 Ambulances: 1
 Other Transport: 0

Grand Gorge Fire District

Location: 60753 State Highway 30 Grand Gorge, NY 12434
 Certified Ambulance
 Fire Department EMT-CC

Emergency Number: 911
Business Number: (607)588-7547
Ambulances: 1
Other Transport: 0

Hancock Fire Department, Inc.

Location: 661 Park St. Hancock, NY 13783
Certified Ambulance
Fire Department EMT
Emergency Number: (607)756-7400
Business Number: (607)765-8942
Ambulances: 2
Other Transport: 0

Hobart Fire Department Emergency Squad

Location: Cornell Avenue PO Box 213 Hobart, NY 13788
Certified Ambulance
Fire Department EMT-CC
Emergency Number: (607)756-7400
Business Number: (607)538-9601
Ambulances: 2
Other Transport: 0

Margaretville Memorial Hospital Ambulance Squad

Location: 42084 State Highway 28 Margaretville, NY 12455
Certified Ambulance
Hospital EMT-P
Emergency Number: 911
Business Number: (845)586-2631
Ambulances: 2
Other Transport: 0

Masonville Fire District

Location: 15488 New York 8 Masonville, NY 13804
Certified Ambulance
Fire Department EMT-CC
Emergency Number: (607)756-7400
Business Number: (607)265-3870
Ambulances: 1
Other Transport: 0

Meridale Rural Fire District

Location: 50 County Rt Hwy 10 Meridale, NY 13806
Certified Ambulance

Municipal EMT-D
 Emergency Number: 911
 Business Number: (607)746-3041
 Ambulances: 1
 Other Transport: 0

Roxbury Volunteer Fire Department

Location: 53613 New York 30 Roxbury, NY 12474
 Certified Ambulance
 Fire Department EMT-D
 Emergency Number: 911
 Business Number: (607)326-7691
 Ambulances: 1
 Other Transport: 0

Sidney Center Fire District

Location: PO Box 302 Sidney Center, NY 13839
 Certified Ambulance
 Fire Department EMT-D
 Emergency Number: 911
 Business Number: (607)369-9750
 Ambulances: 1
 Other Transport: 0

Sidney Emergency Squad #1, Inc.

Location: 74 River Street Sidney, NY 13838
 Certified Ambulance
 Fire Department EMT-D
 Emergency Number: (607)756-7400
 Business Number: (607)561-2312
 Ambulances: 2
 Other Transport: 0

Stamford Fire Department

Location: 111 Main Street Stamford, NY 12167
 Certified Ambulance
 Fire Department EMT-P
 Emergency Number: 911
 Business Number: (607)652-7241
 Ambulances: 2
 Other Transport: 0

Treadwell Fire Department Emergency Squad

Location: 9202 County Route 16 275 Jackson Hill-Box 124 Treadwell, NY 13846
 Certified Ambulance
 Fire Department EMT-I

Emergency Number: 911
 Business Number: (607)829-8361
 Ambulances: 1
 Other Transport: 0

Trout Creek Volunteer Fire Company, Inc.

Location: 8695 County Road 27 Trout Creek, NY 13847
 Certified Ambulance
 Fire Department EMT-D
 Emergency Number: 911
 Business Number: (607)865-4810
 Ambulances: 2
 Other Transport: 0

Walton Fire Department Emergency Squad

Location: 63 West Street Walton, NY 13856
 Certified Ambulance
 Fire Department EMT-P
 Emergency Number: 911
 Business Number: (607)865-5014
 Ambulances: 2
 Other Transport: 0

Basic Life Support EMS

Arkville Volunteer Fire Company, Inc

Location: 43365 State Hwy 28 Arkville, NY 12406
 Fire Department EMT-D
 Business Phone: (914)586-3003

East Meredith Volunteer Fire Department

Location: 6192 County Rte 10 East Meredith, NY 13757
 Fire Department EMT-D
 Business Phone: (607)278-5403

Pindar's Corners Fire Dept. First Response Unit

Location: State Rt. 23 West Davenport, NY 13860
 Fire Department EMT-D
 Business Phone: (607)432-3344

Libraries (Public Internet Access)

Andes Public Library

Location: 242 Main Street PO Box 116 Andes, NY 13731
Contact: 845-676-3333

Hours:, Sunday: closed, Monday: 1pm-6pm, Tuesday: 1pm-6pm, Wednesday: 11am-4pm, Thursday: 5pm-8pm, Friday: 1pm-5pm, Saturday: 10am-12pm
Public Computers w/ Internet: 2

Bovina Public Library

Location: 33 Maple Avenue PO Box 38 Bovina Center, NY 13740

Contact: 607-832-4884

Hours: Sunday: closed, Monday: closed, Tuesday: 3:30pm-8pm, Wednesday: 1pm-8pm, Thursday: 10:30am-3pm, Friday: closed, Saturday: 9am-1pm

Public Computers w/ Internet: 2

Cannon Free Library

Location: 40 Elm Street Delhi, NY 13753-1283

Contact: 607-746-2662

Hours: Sunday: closed, Monday: closed, Tuesday: 10am-8pm, Wednesday: 10am-5pm, Thursday: 10am-8pm, Friday: 10am-5pm, Saturday: 10am-1pm

Public Computers w/ Internet: 3

Skene Memorial Library

Location: 1017 Main Street PO Box 189 Fleischmanns, NY 12430

Contact: 845-254-4581

Hours: Sunday: closed, Monday: closed, Tuesday: 1pm-5pm, Wednesday: 1pm-5pm, Thursday: 1pm-5pm, Friday: 1pm-5pm, Saturday: 10am-2pm

Public Computers w/ Internet: 2

Franklin Free Library

Location: 334 Main Street PO Box 947 Franklin, NY 13775-0947

Contact: 607-829-2941

Hours: Sunday: closed, Monday: closed, Tuesday: 9am-12pm; 1pm-5pm; 7pm-9pm, Wednesday: 10am-2pm, Thursday: 9:30am-12pm; 1pm-5:30pm, Friday: closed, Saturday: 10am-2pm

Public Computers w/ Internet: 2

Louise Adelia Read Memorial Library

Location: 104 Read Street Hancock, NY 13783-1147

Contact: 607-637-2519

Hours: Sunday: closed, Monday: closed, Tuesday: 11am-7pm, Wednesday: 11am-4pm, Thursday: 11am-7pm, Friday: 11am-4pm, Saturday: 2pm-4pm

Public Computers w/ Internet: 6

Fairview Public Library

Location: 43 Walnut Street PO Box 609 Margaretville, NY 12455-0609

Contact: 845-586-3791

Hours: Sunday: closed, Monday: closed, Tuesday: 11am-5pm, Wednesday: 11am-7pm, Thursday: 11am-5pm, Friday: 11am-5pm, Saturday: 10am-3pm

Public Computers w/ Internet: 4

Roxbury Library Association**Location:** 53742 State Hwy 30_PO Box 186_Roxbury, NY 12474-0186**Contact:** 607-326-7901**Hours:** Sunday: closed, Monday: 10am-5pm, Tuesday: closed, Wednesday: 10am-5pm, Thursday: 10am-5pm, Friday: closed, Saturday: 10am-2pm**Public Computers w/ Internet:** 2**Sidney Memorial Public Library****Location:** 8 River StreetvSidney 13838-1110**Contact:** 607-563-8021**Hours:** Sunday: 1pm-4pm (closed on Sunday July-August) Monday: 9am-8:30pm, Tuesday:9am8:30pm, Wednesday: 9am-8:30pm, Thursday: 9am-8:30pm, Friday: 9am-6pm, Saturday: 9:30am-4pm**Public Computers w/ Internet:** 2**Stamford Village Library****Location:**117 Main Street Stamford, NY 12167-1029**Contact:** 607-652-5001**Hours:** Sunday: closed, Monday: 12pm-5pm, Tuesday: 12pm-5pm, Wednesday: 12pm-5pm, Thursday: 12pm-5pm, Friday: 12pm-5pm, Saturday: 10am-3pm**Public Computers w/ Internet:** 3**William B. Ogden Free Library****Location:** 42 Gardiner Place Walton, NY 13856-1399**Contact:** 607-865-5929**Hours:** Sunday: closed, Monday: 2pm-8pm, Tuesday: 10am-5pm, Wednesday: 2pm-8pm, Thursday: 2pm-8pm, Friday: 10am-5pm, Saturday: 10am-4pm**Public Computers w/ Internet:** 6***Hospitals*****UHS Delaware Valley Hospital****County:** Delaware**Service Type:** Primary Care Hospital – Critical Access Hospital**Website:** <http://www.uhs.net/locations/uhs-delaware-valley-hospital/>**Location:** 1 Titus Place Walton, NY 13865**Contact:**

- Phone: 607-865-2100
- Email:

Capacity: 25 beds

UHS Delaware Valley Hospital is a 25-bed critical access hospital located in Walton, NY. We offer a wide range of the diagnostic and treatment services, as well as acute care.

Specialized departments within the hospital include a 24-hour Emergency Department, the medical patient wing, with cardiac monitoring beds, and an Addiction Treatment Program. Primary Care Centers in Walton, Downsville and Roscoe complement these services with first rate primary and preventive care close to home. Our staff of board certified highly qualified physicians and allied health professionals have chosen to bring their skills to a rural area, often from major metropolitan facilities.

While their training, expertise and dedication to providing high quality health care is no different than that of providers in more urban areas, they have opted to practice in a smaller area where they can take the time to get to know their patients better and respond to their concerns.

Audiology: The audiologists have comprehensive training in the prevention, education, assessment and non-medical treatment of hearing disorders. They are also licensed by New York State and certified by the American Speech-Language-Hearing Association and the American Academy of Audiology.

Contact Audiology team at UHS Delaware Valley Hospital: (607)-865-2414

The UHS Delaware Valley Hospital in Walton Audiology Services Team offers a variety of diagnostic and rehabilitation services, including the following (some require physician referral):

- Infant hearing screenings provide early identification of hearing loss in newborns; follow up services are provided for infants who fail the initial screening or those at high risk for hearing loss
- Hearing evaluations to determine a patient's type/extent of hearing loss and the impact of any loss on communication
- Hearing aid evaluations enable us to help patients select the most beneficial hearing aid. Hearing aid dispensing and repair services include fitting and modifying hearing aids and ear molds, as well as providing hearing aid supplies

Diabetes: UHS has provided specialty services for people with the treatment and management of diabetes in Binghamton, Norwich and Southern Tier community for over 35 years. The UHS Diabetes and Endocrinology Center teaches patient responsibility and self management to help the person with diabetes achieve and maintain optimal health. Everyone affected by diabetes—patients, families and friends—can acquire skills to successfully manage their diabetes. Our Norwich, Walton and Binghamton diabetes treatment programs serve the entire Southern Tier community and offers comprehensive resources for diabetics and their families.

Contact Walton Diabetes Center: (607)-865-2159

Available Services:

Referral by Primary Care Provider is needed for an appointment with Endocrinology or Diabetes Education which are provided by Certified Diabetes Educators, Registered Nurses and Registered Dietitians.

- Individual and group counseling
- Insulin starts
- Instruction on injectable diabetes medication
- Insulin pump and continuous glucose monitoring (CGM) education

Type 1 Diabetes - Individual appointments available for diabetes education.

Type 2 Diabetes or Pre-diabetes - Recommend attending one of our introductory sessions:

- Meal Planning and Meter Class- 90-120 minute class for newly diagnosed or no prior education
 - Take Control of Your Diabetes - 90 minute refresher class for those with prior education
- After attending the introductory session you will attend the Diabetes Self Management Education Program which is scheduled once per month. Once you attend this class you will be scheduled for an individual counseling session to review your individual progress, records, and goals. Our comprehensive diabetes self management education program includes instruction on:
- Nutrition, meal planning and carbohydrate counting
 - Blood glucose monitoring
 - Prevention of complications/decreasing risks associated with diabetes
 - Physical activity
 - Diabetes disease process and treatment options
 - Living with diabetes

Emergency and Trauma Services: Open 24 hours a day, every day, the Emergency Department offers high-quality medical services delivered by physicians and nurses trained in emergency and trauma medicine. These emergency medical departments are equipped to handle situations ranging from acute medical and surgical emergencies to other urgent illnesses and injuries.

Obstetrics and Gynecology: All women age 18 should schedule regular check-ups with a provider as annual pap smears and clinical breast exams allow early diagnosis of disease and lead to improved outcomes.

Our staff of physicians and nurse practitioners are dedicated to the special health concern of women. We've created a compassionate environment where teenagers can feel comfortable asking us questions about the menstrual cycle, breast development and other concerns. Those entering mid-life or living their senior years depend on our comprehensive services, including a schedule for mammograms, advice about menopause and information about osteoporosis and incontinence.

Occupational Medicine: At UHS Occupational Medicine, our job is to help you reduce workplace hazards and other health issues that can affect employee productivity and, ultimately, customer service and bottom-line success. The services we offer include prevention of illness and injury, ergonomics consultation, matching the right people with the right jobs to avoid accidents, diagnosis and treatment of work-related conditions, and injury and illness follow-up care.

In addition, we are your one-stop source for the full range of employee physical examinations, including new-hire, fitness-for-duty, job placement, OSHA medical surveillance, Department of Transportation, and periodic exams, as well as for drug and alcohol testing, international travel and preventative immunizations, and on-site nursing services.

Our Express Care service specializes in treating the most common types of work-related mishaps, such as cuts, bruises, sprains and strains. It's a less-expensive alternative to the emergency room, and usually faster than a trip to the family doctor.

UHS Occupational Medicine is here to provide you with a reliable, low-cost way to keep your company as healthy, hazard-free and highly productive as possible. When it comes to workplace wellness, we're the experts on your team.

Pediatrics: The best way to be a healthy adult is to get off to a good start in life. Making sure your child has regular well visits with a pediatrician will go a long way toward growing into a healthy adult. Your pediatrician will help make sure your child get the vaccinations he or she needs, tracks their growth and development and can help head off many future health problems before they develop.

A pediatrician is your health partner in your child's life. They get to know your child, which helps in their development and can also help diagnose and treat when your child is sick.

Pediatricians diagnose and treat diseases in infants and children, as well as monitor the growth, development and well-being of pre-adolescents.

UHS Physical Therapy and Rehabilitation Services Walton: located at UHS Delaware Valley Hospital, is well-equipped to treat inpatients and outpatients of all ages. All services require a physician prescription/order.

Physical Therapy

A complete menu of physical therapy services is provided. The Physical Therapy Department, located in a new building on the main campus of the hospital, boasts a wide range of state-of-the-art equipment and a highly trained and experienced staff that including physical therapists, an occupational therapist, a speech-language pathologist and assistants.

Services available include:

- Mechanical traction
- Ultrasound
- Body mechanics
- Prosthetic training
- Therapeutic massage
- Hot packs and paraffin dip for arthritis sufferers

The department also provides rehabilitation for:

- Joint replacement
- Stroke and surgical patients

Focus is also placed on building endurance and muscle strengthening through the use of:

- Stationary bicycles
- Treadmills
- Free weights
- Pulleys
- Recumbent step machines
- Iontophoresis, a system to deliver medications into the tissues without a needle
- Phonophoresis, a system that uses ultrasound to deliver deep heat through sound waves
- Posture and gait training
- Various balance training methods

Occupational Therapy

Our experienced occupational therapist works with people of all ages who — because of physical, developmental, social or cognitive problems — need specialized assistance to lead independent, productive and satisfying lives.

Occupational therapy services provided include:

- Hand therapy
- Ergonomic instruction
- Joint protection technique
- Home and work modification
- Job simplification
- Therapeutic activities
- Time management
- Energy conservation
- Training in the use of assistive devices

Occupational therapy can play a key role in helping patients to regain their independence, reduce the impact of repetitive stress injury, prevent future disabilities due to chronic conditions and improve the quality of their lives.

People with the following concerns or conditions may benefit from occupational therapy:

- Heart attack or stroke
- Arthritis, multiple sclerosis, ALS, or other debilitating chronic disease
- Burns, spinal cord injuries or amputations
- Broken bones, joint or nerve damage from sports, falls or accidents
- Traumatic brain injuries
- Hand or wrist surgery for tendon repair, traumatic amputation, muscle adhesions, fractures or nerve damage
- Work related injuries, such as carpal tunnel syndrome

Speech-Language Pathology

Our speech-language pathologist is certified by the American Speech-Language Hearing Association and licensed by the state of New York. Through referral from a physician, we provide services to a wide range of patients.

Our comprehensive program consists of individualized evaluation, diagnosis and treatment of the following:

- Patients with feeding and swallowing difficulties
- Speech and language disorders following a neurological event such as stroke, traumatic brain injury, Parkinson's disease, ALS
- Voice disorders due to vocal abuse/misuse or vocal pathology, such as vocal nodules
- Post-laryngectomy voice restoration therapy including esophageal speech training, artificial larynx with electrolarynx training and tracheoesophageal prosthesis consultation and management
- Fluency disorders/stuttering

- Cognitive disorders such as impaired memory or problem solving following a stroke or traumatic brain injury

Contact Us

(607)-865-2155 for an appointment or more information about our physical, occupational or speech-language pathology services. The office is open Monday through Thursday from 8 a.m. to 6:30 p.m. and Friday from 8 a.m. to 4:30 p.m.

Swing Bed Program (607)-865-2141

For patients who have recovered from an acute care hospital stay, but need additional recovery time before going home, our “Swing Bed Program” allows patients to remain in the hospital and receive physical, occupational, or speech-language therapy as they gain strength and stamina following a debilitating illness or injury. The program enables area residents to recover close to home, where it is easier for family members and friends to visit. Our rehabilitation specialists work closely with our patients as they re-learn or re-train their body to do simple, everyday tasks.

Margaretville Memorial Hospital

County: Delaware

Website: <http://www.hahv.org/margaretvillehospital/>

Service Type: Primary Care Hospital – Critical Access Hospital

Location: 42084 New York 28, Margaretville, NY 12455

Contact:

- Phone: (845) 586-2631
- Email: info@hahv.org

Capacity: 15 beds

Margaretville Hospital has provided comprehensive medical services to the residents of Delaware, Greene, Ulster and Schoharie counties. Our fully accredited, 15-bed critical access hospital offers patients immediate access to the best care available.

Hospital provides emergency care, ambulatory care services, laboratory testing, medical imaging, physical and occupational therapy, swing bed rehabilitation programs, respite care, board certified specialist or wellness and education — Margaretville Hospital has a range of services to meet the needs of our community without you having to drive miles away to access quality care.

Ambulatory Care Service:

Ambulatory care is any medical care that can be provided on an outpatient basis. At Margaretville Hospital’s Ambulatory Care Department, there are many available emergent and

scheduled procedures available in the fields of gastroenterology, endoscopy, infusion therapy (including blood transfusions) and soon, pain management.

Contact: (845) 331-8222; for infusion therapy and other minor procedures, call (845) 586-2631 ext. 3231. For general information, call (845) 586-2631.

Inpatient Services:

All of our patient beds are in their own private rooms, allowing for increased privacy and a quiet restful place to heal and recuperate; they also allow for family overnight accommodations when requested.

Our nursing department provides hourly rounding to ensure patient comfort and safety, a state of the art Nurse Call System and a new Telemetry Monitoring System for our patients with cardiac problems.

Once our patient has stabilized, they can take advantage of our Swing Bed rehabilitation program, which is for patients who need a little extra time in the safety of our hospital.

Cardiology:

Contact: (845) 586-2631 x3245.

Margaretville Hospital provides a variety of non-invasive diagnostic procedures to help test for and guide treatment plans for patients suffering from or at risk for Coronary Artery Disease (CAD) and other coronary disorders.

We use film-less Picture Archiving and Communication Systems (PACS) which allows our patients' physicians instant access to their diagnostic images.

Some of the risk factors of CAD include:

- Age
- Family History
- Smoking
- High Blood Pressure
- High Cholesterol
- Diabetes
- Obesity
- Physical Inactivity
- High Stress

Services:

Echocardiogram (ECHO)

Captures live sonogram images of the heart to evaluate valves and mechanical functions using ultrasound technology. It can provide information about the presence of disease and the condition of the patient's heart.

Stress Echocardiogram/Stress Exercise

These tests help your physician find out how the patient's heart responds to cardiac stress. They may reveal abnormalities and blockages, and can guide further testing, diagnosis and treatment.

Diagnostic Imaging:

Contact: (845) 586-2631 x3245

Diagnostic imaging is used to diagnose disorders and illness within the body. At the Margaretville Hospital Radiology Department, we have a number of tools at our disposal to help our patients, in both emergent and scheduled situations.

Our latest procedure that we offer is Computer Tomography, with our new, highly detailed 16-slice CT Scanner. CT scanning is used for angiograms, guided biopsies and interventional procedures, and rapidly takes hundreds of X-ray images to create a 3D interior model of a patient's body or organs. Also offered are bone density scanning, digital mammography, ultrasound and Doppler studies, and X-rays.

For all of our diagnostic imaging, we use film-less Picture Archiving and Communication Systems, which gives our patients' physician or specialist instant access to their diagnostic images.

Bone Density Scanning

This test is the most widely used method of studying bone density, and is used to diagnose and track bone loss and osteoporosis. The U.S. Department of Health & Human Services recommends that all women over 65 are screened regularly for osteoporosis, as well as "at risk" women and men over 60 and 50, respectively.

Computed Tomography

A CT Scan is a popular medical diagnostic test that rapidly takes hundreds of X-ray images from various angles to create a 3D interior model of a patient's body or organs. At Margaretville Hospital, we have a new 16-slice CT scanner, which is used for angiograms, guided biopsies, and interventional procedures.

Digital Mammography

Digital mammography is a form of X-ray technology that diagnoses abnormalities in breast tissue. The design of the machines ensures top image quality while minimizing the radiation dose, and can highlight areas that require additional testing. According to the American Cancer Society, only 8 to 10% of mammograms require a follow-up biopsy, 80% of which are found to be benign.

Ultrasound / Doppler Studies

Ultrasound produces real-time images from inside the human body with high-frequency sound waves. Since there is no radiation involved, it is commonly used for obstetrical imaging, as well as for aorta, bladder, renal, thyroid, breast, scrotal, carotid, arms and legs, and pelvis imaging.

X-ray

X-rays pass through the body and produce diagnostic images that allow physicians to examine bone and soft tissue, and are primarily used to evaluate the skeleton, heart, and lungs. They have been reliably used in medicine for over 100 years, but we use modern updates like the Picture Archiving and Communication System for faster access, results, and diagnoses while improving the quality of your care.

Laboratory:

Margaretville Hospital offers inpatient and outpatient laboratory testing, including testing for the community, emergency room patients and Mountainside Residential Care Center patients. Our team of New York State-licensed Medical Technologists and a Phlebotomist and provide safe, accurate, and prompt laboratory results at the request of your primary care physician. For more information, call (845) 586-2631 x3127.

General Chemistry

A general chemistry screen is a blood test that measures the level of many different substances in the patient's blood. It can be done as a part of a physical examination, to help a doctor plan lifestyle or diet changes, to look for causes of specific symptoms, or as a precaution before undergoing surgery. Any test ordered by a physician that is not performed "in house" is sent to our Medical Board-approved Reference Lab, with some results provided within 24 hours.

Hematology / Coagulation / Urinalysis/ Serology

Hematology testing studies many aspects of our patients' blood. One common test is a complete blood count, which is a detailed accounting of red and white blood cells and platelets that can detect the presence of viral and bacterial infections as well as leukemia. Our technologists also perform prothrombin and activated partial thromboplastin time tests, which can determine clotting tendencies of blood, sometimes as a part of pre-surgical testing. Our technologists also perform routine urinalysis with microscopic reflex, as well as mononucleosis testing, drugs of abuse screenings, pregnancy screenings, and erythrocyte sedimentation rate testing for inflammation.

Microbiology

We have a wide range of microbiologic tests available that can use different swabs and collection containers to detect the presence of harmful pathogens. Screening tests for strep throat are performed immediately on site; most other testing is sent to a lab, where results are obtained and confirmed within a few days, if not hours.

Blood Bank Services

The laboratory is host to a blood bank; which provides blood products when ordered by physicians or when in need in trauma and emergency situations. The stored blood is obtained from the American Red Cross with stock levels updated as needed daily.

Emergency Department:

Contact: Sharon Gavette at (845) 586-2631 x3224

Margaretville Hospital hosts a 24-hour Emergency Department led by medical director Dr. Paul Llobet. Board-certified in Internal Medicine, Dr. Llobet leads a team of expert medical professionals, including a staff of ER nurses who are all certified in trauma care, advanced cardiac life support, basic life support, or pediatric advanced life support. We use the latest medical technologies to monitor vital signs, heart rates and respiration.

The Emergency Department's Physician Assistants and Family Nurse Practitioner are nationally certified by their respective professional organizations.

EMS – Emergency Medical Services

Margaretville Hospital Emergency Medical Services department provides Basic Life Support, Advanced Life Support and patient transportation within a 15-mile radius of the hospital. Our trained ambulance squad is on call 24 hours a day, seven days a week, and works closely with county EMS, and local rescue and fire departments to provide prompt out-of-hospital acute care and transport to our Emergency Department during medical emergencies.

Basic Life Support is a level of medical care which focuses on stabilizing patients with life-threatening injuries and illness until they can receive care at a hospital. It focuses on maintaining a clear airway for patients to properly breathe, as well as maintaining adequate circulation and blood supply through possible use of CPR and breathing control.

Advanced Life Support is a higher level of emergency medical care that extends the level of care that Basic Life Support can provide. ALS is typically used when a patient is experiencing a cardiac or diabetic emergency, poisoning or potential stroke. Emergency measures that can be taken include cardiac monitoring, defibrillation, IV initiation, administration of medications and advanced airway management.

Gastrointestinal Services:

Margaretville Hospital offers gastrointestinal and endoscopic services that can diagnose and treat a large number of disorders. We assist our patients at every stage: from admission, through your procedure, recovery, and discharge — with expert care.

Emergent gastroenterologic care is always available, as well as both inpatient and outpatient elective procedures. Procedures should be scheduled through your primary care physician.

Upper Endoscopy/Gastroscopy

The most common form of endoscopy, an Upper Endoscopy is a minimally-invasive diagnostic procedure that visualizes the gastrointestinal tract up to the small intestine. A thin fiber-optic cable with a tiny camera is inserted via the throat and gently guided through the esophagus by a board-certified gastroenterologist.

It can be used to diagnose disorders such as anemia, gastrointestinal bleeding, dyspepsia, heartburn, gastroesophageal reflux disease (GERD), Barrett's syndrome and gastric or duodenal ulcer. There are a number of internal medicine procedures that can be performed endoscopically, including Transesophageal Incisionless Fundoplication for GERD patients.

Colonoscopy

Colonoscopy is one way a physician performs a colorectal screening. It is another form of endoscopy that examines the colon and small bowel using a fiber-optic camera and a flexible tube; in some instances, the physician can remove polyps or growths with the scope, which can be tested for cancer at a laboratory. Colonoscopy can also diagnose colitis and irritable bowel syndrome.

Physical/Occupational/Speech Therapies:

Margaretville Hospital offers comprehensive physical therapy services during their hospitalization, as well as outpatient therapy services.

Team comprised of qualified licensed Physical Therapists, Occupational Therapists and Assistants trained to evaluate and treat conditions in order to maximize functional independence. The PT/OT team works collaboratively with a range of health care professionals, including nurses, physicians, and occupational therapists, to create an individualized plan of care and assess discharge needs and options for our patients.

Services:

- **Inpatient Physical Therapy:** Our team takes a multidisciplinary approach to create an individualized plan of care so patients can be safely discharged. Patients will work to restore flexibility, strength and mobility. For patients who have stabilized after surgery and need intense physical rehabilitation, we offer a Swing Bed program, which aims to quickly return patients to the same level of independence that they had before their admission. Some patients also have the option to spend a few weeks in a nursing home with assistance from staff to get stronger.
- **Outpatient Physical Therapy:** Offered for patients in pain, either chronic or after injury or surgery, or who require rehabilitative services following discharge from their inpatient hospital. Our fully equipped gym has all of the equipment and modalities needed by our physical therapists to help you reach your goals.
- **Inpatient Occupational Therapy:** In addition to general physical therapy activity, occupational therapy focuses on everyday activities, like getting dressed, eating and performing household chores.
- **Independent Exercise Program:** Discharged PT/OT patients are eligible for a \$20 monthly membership to work out at our gym. With their physician's clearance, our former patients can work out under general supervision of our physical and occupational therapists, who help set fitness goals and provide an exercise log.
- **Inpatient Speech Therapy:** Our state-licensed speech-language pathologist provides speech, language, cognitive and swallowing therapy for long-term and swing bed patients at Margaretville Hospital. Stroke patients can suffer neurological effects that affect speech and language skills, while patients who have undergone intubation need to strengthen their swallowing ability before returning to a normal diet.

Swing Bed Program:

The Swing Bed Program provides short term care in a hospital setting for a variety of patients who need care after hospitalization for an acute problem. If your condition has stabilized, but you are not ready to go home yet, you may be eligible for the Swing Bed Program at Margaretville Hospital.

Tri Town Regional Hospital

County: Delaware

Website: <http://www.bassett.org/tri-town-hospital/>

Service Type: Hospital

Location: 43 Pearl Street West Sidney, NY 13838

Contact:

- Phone: (607) 563-7080

Capacity: 4 beds

Tri-Town Regional Hospital is a local, patient-centered facility serving Sidney, Bainbridge, Unadilla and the surrounding communities in Delaware, Chenango and Otsego Counties. Tri-Town Regional Hospital's mission is to provide our community with quality Hospital which the community values in the pursuit of health.

Emergency Services:

Regional Hospital Emergency Room is open 24-hours a day, seven days a week to serve the community whenever need arises. Our Emergency Room physicians and nurses are dedicated to giving state-of-the-art diagnostics and treatment any time of the day or night. Tri-Town Regional Hospital saves lives with a team of caring health care professionals and innovative technologies that offer real-time connections to the full array of Bassett Healthcare's resources.

Internal Medicine: Tri-Town Regional Hospital is on the forefront of delivering high quality medical services for the entire family. A skilled staff of nurses, doctors and technicians use advanced technology and genuine concern to provide state-of-the-art internal medical services to patients in Sidney. The highly skilled internal medicine staff works to diagnose and treat both acute and chronic illness.

Laboratory: Tri-Town Regional Hospital's clinical laboratory serves the community with access to state-of-the-art diagnostic equipment, without the need to travel long distances or experience long wait times.

The TRH diagnostic laboratory offers a full complement of tests including anemia screening, cholesterol, glucose, urinalysis, strep testing and more. Fingertick blood tests are offered for patients on blood thinning medication.

The lab is certified by the New York State Department of Health.

Radiology: Tri-Town Regional Hospital has an array of radiological services and a caring staff of experienced, certified technologists.

The Radiology Department at Tri-Town Regional Hospital Offers digital mammography, CT scans, ultrasound or x-rays. Our small size allows for shorter wait times and more personal attention, while our affiliation with Bassett Healthcare Network gives us access to cutting edge technology.

Specialty Clinics:

Tri-Town Regional Hospital services include Cancer and orthopedic care, plastic surgery and general surgery outpatient services. Our affiliation with Bassett Healthcare Network providers brings cutting-edge technical knowledge and experienced physicians to Sidney residents and the surrounding areas.

O'Connor Hospital

County: Delaware

Website: <http://www.bassett.org/oconnor-hospital/>

Service Type: Primary Care Hospital – Critical Access Hospital

Location: 460 Andes Rd. Delhi, NY 13753

Contact: (607) 746-0300

Capacity: 23 beds

O'Connor Hospital has been a member of the Delhi community since 1922, and affiliated with Bassett Healthcare since 1988. O'Connor is designated as a Critical Access Hospital licensed for 23 acute care medical/surgical beds, including extended care "swing" beds for patients awaiting home-based skilled nursing care or nursing home placement.

Inpatient Services

O'Connor Hospital has a 16 bed unit that provides care to patients 6 years old and older. It is an integrated unit for acute care, hospice, respite and swing bed patients. Acute care provides short-term medical treatment for patients having an acute illness, injury or recovering from surgery. There are a wide range of services available such as cardiac monitoring, respiratory therapy, pharmacy and nutrition counseling. Hospice Care provides symptom management, pain control and end of life care with support to the patient and family. Respite Care is short-term inpatient care provided to the individual only when necessary to relieve the family members or patient's caretaker.

Swing Bed Program

The Swing Bed Program provides rehabilitative and skilled services for patients transitioning from Acute Care to home. The program integrates the services of physicians, nursing, physical therapy, occupational therapy, speech and language therapy, social work, clinical dietetics and pharmacy. This multidisciplinary team uses a holistic approach to focus on the medical and functional needs of each patient. The team meets weekly with the patient and family to establish the plan of care and to determine the length of stay in order to accomplish the individual goals. Plans of care incorporate individual therapies, diet, education, self-care activities and medical intervention. Care is provided by a group of experienced registered nurses, licensed practical nurses and certified nurses' aides who are committed to providing excellent personalized care.

Ambulatory Surgery:

- Arthroscopy
- BCG Instillation
- Cataract surgery
- Colonoscopy
- Corrective foot surgery
- Cosmetic surgery
- Cystoscopy
- Endoscopy
- Hand surgery, including treatment of carpal tunnel syndrome
- Ophthalmological Plastic Surgery
- Prostate Biopsies
- Reconstructive surgery on chronic wounds
- Small Orthopedic Cases
- Soft Tissue Masses

- Skin lesions
- Upper gastrointestinal Endoscopy (EGD)
- Vasectomy

Cardiology: Cardiology services are available to O'Connor Hospital patients one day per week. In addition to consultations, the cardiology clinic provides exercise stress testing, echocardiography studies and Holter monitors, which allow physicians to monitor cardiac irregularities when a patient is offsite.

Dental Office: The Bassett Healthcare Delhi - Dental Office is open from 8 a.m. to 5 p.m. Monday through Friday. It offers general dentistry services for both children and adults. Primary dental care includes preventive dental exams and cleanings, fluoride treatments, application of sealant and dental X-rays. Basic dental restorative work - including fillings, extractions, root canals, crowns, dentures and bridges - are also available.

Dietary Office:

Contact: (607) 746-0341

Utilizes the most current and up to date technology available providing patient nutritional care, while achieving the standards set by regulating agencies such as the Department of Health, Joint Commission Accreditation of Healthcare Organizations.

Emergency and Trauma Services: Features a triage area, a trauma room, a decontamination room with a dedicated entrance and three exam/treatment rooms. Our staff offers comprehensive emergency care as part of the Bassett Healthcare Emergency & Trauma Services network. Providers at O'Connor interface with board-certified emergency medicine physicians at Bassett Medical Center in Cooperstown through telephone and telemedicine connections, enabling staff members at both sites to participate in patient care in a highly effective, coordinated manner. O'Connor providers receive additional support from an on-call physician in the local community. The hospital also maintains a helicopter landing pad to expedite the emergency care of patients with severe injuries.

Laboratory: Our laboratory provides complete laboratory testing for our inpatients, emergency patients and outpatients. We are fully accredited by JCAHO and licensed by the State of New York. We provide outpatient services Monday through Friday 7 am to 6 pm. and Saturday 9 am to 11 am.

Podiatry: Podiatry services are provided at O'Connor Hospital one day per week. In addition to podiatric consultation, our podiatrist performs surgery and procedures on the foot. This service is not provided elsewhere in our area and has been very popular with O'Connor patients.

Pulmonary: Pulmonary services area available at O'Connor Hospital once a month with a Bassett Healthcare attending physician who specializes in pulmonary medicine, diagnoses and treats lung diseases such as asthma, emphysema and pneumonia.

Radiology:

The Radiology department at O'Connor Hospital offers the best of both worlds. Our small size allows for shorter appointment waiting times and more personal attention, while our affiliation with Bassett Healthcare Network gives us access to cutting-edge technology.

Emergency radiology services are available 24 hours a day, seven days a week.

Outpatient Services

Exams Requiring an Appointment

- CT Scanning (Monday-Friday, 8am-4:30pm)
- Mammography (Monday-Friday, 8am-4:30pm)
- Bone Densitometry (Monday-Friday, 8am-4:30pm)
- Ultrasound (Monday-Friday, 7am-3:30pm)
- MRI (Saturdays only, 7am-5pm)

Routine X-Rays M-F 8am-7:30pm (No appointment needed)

O'Connor began offering Magnetic Resonance Imaging (MRI) services after identifying a need in the Delhi community. Previously, our patients had to drive long distances for this important service, which has replaced more invasive procedures. Magnetic Resonance Imaging is a high-tech method that produces clear images of the body without the use of X-rays, enabling doctors to detect developing diseases or abnormalities earlier than ever before.

O'Connor Hospital's Radiology department is staffed with experienced technologists certified in each of the services provided and seven board-certified radiologists who are based at Bassett Medical Center in Cooperstown and rotate coverage for O'Connor Hospital.

As an FDA-certified mammography facility, O'Connor provides screening and diagnostic mammography services (including breast ultrasound). Because of our small size, and with two staff mammographers, we can often schedule mammograms sooner than many other facilities.

Rehabilitation:

Physical Therapy

Physical therapy focuses on improving functional activities. Services include: gait (walking) training, re-education of movement, coordination and balance training, isokinetic exercises, neuromuscular re-education, orthotic and prosthetic training and exercise and conditioning programs.

O'Connor Hospital offers physical therapy outpatient services for

- Pediatrics (birth –5yrs old)
- Speech (by scheduled appointment)

Occupational Therapy

Occupational Therapists are trained to analyze the task requirements of each activity to identify barriers that may hinder a person's independence in the activities of daily living for use in the home and community. This analysis can include the physical/physiological, psychological/cognitive, sensory, socio/economic and cultural aspects of a given task.

The OT will help people either re-learn basic skills or modify an existing one. When skill and strength cannot be developed or improved, occupational therapy offers creative solutions and alternatives for carrying out daily activities. We focus on function utilizing interventions to impact the individual, their caregiver, the home environment and/or their community. Through an individualized program the OT can address any stumbling block to the person living life to its fullest. If we can't change the person we can provide the tools to compensate for physical or mental limitations to make the world more user friendly for the individual.

Respiratory Therapy: Respiratory Care, an adjunct therapy, provides therapeutic intervention to patients with respiratory disease, such as asthma bronchitis, emphysema and patients requiring mechanical ventilation. Services include pulmonary functions; aerosol treatments; pulse oximetry and aerosolized medications.

Rheumatology: Our board-certified rheumatologist provides diagnosis and treatment of arthritis (e.g., rheumatoid arthritis and osteoarthritis), certain autoimmune diseases (e.g., systemic lupus), musculoskeletal pain disorders and other diseases of the joints, muscles and bones.

Other Services: Pharmacy, Ophthalmology, Optometry, Orthopedics, Urology, and Vascular

Extension Hospitals

Andes Health Center

Website: <http://www.bassett.org/community-health-centers/locations/andes/>

Hospital Extension Clinic

245 Lower Main Street Andes, NY 13731

Hours: Monday – Friday 8:00am – 5:00pm

(845) 676-3663

Services: Primary Medical Care

Downsville Health Center

Website: <http://www.uhs.net/locations/locations-profile/?id=89>

Critical Access Hospital Extension

28315 State Highway 206 Downsville, NY 13755

Hours: Tuesday and Thursday 8:00 a.m.-2:00 p.m., Wednesday 8:00 a.m.-4:30 p.m. 607-363-2517

Services: Primary Medical Care

Stamford Family Practice

Hospital Extension Clinic

32-34 Main Street Stamford, NY 12167

(607) 652-2000

Services: Audiology O/P, Medical Social Services O/P, Primary Medical Care O/P, Psychology O/P, Speech Therapy O/P

Bassett Healthcare Delhi I

Website: <http://www.bassett.org/community-health-centers/locations/delhi/>

Hospital Extension Clinic

Flint Office Bldg 460 Andes Road Delhi, NY 13753

Hours: Monday through Friday: 8:00 a.m. to 5:00 p.m.

Services: Prenatal, Primary Medical Care

Bassett Healthcare Delhi II

Website: <http://www.bassett.org/community-health-centers/locations/delhi/>

Hospital Extension Clinic
 Flint Office Bldg 460 Andes Road Delhi, NY 13753
 Hours: Monday through Friday: 8:00 a.m. to 5:00 p.m.
Services: Dental, Prenatal, Primary Medical Care

Bassett Healthcare Stamford

Website: <http://www.bassett.org/community-health-centers/locations/stamford/>
 Hospital Extension Clinic
 28650 State Highway 23 Stamford, NY 12167
 Hours: 8:00am – 5:00pm
 (607) 652-2537
Services: Radiology (Diagnostic), Primary Medical Care

Bassett Healthcare Sidney

Hospital Extension Clinic
 39 Pearl Street West Sidney, NY 13838
 (607) 561-2021
Services: Primary Medical Care O/P

South Kortright Extension Clinic

Diagnostic and Treatment Center Extension Clinic
 County Rd 513 Old Rt 10 South Kortright, NY 13842
Services: Certified Mental Health Services, Nursing, Psychology, Primary Medical Care

Delaware County Public Health Nursing Service

Diagnostic and Treatment Center Extension Clinic
 99 Main Street Delhi, NY 13753
Services: Clinic Part time Services, Health Fairs, Nursing, Physical Medicine and Rehabilitation

Margaretville Hospital in Motion

42084 State Highway 28 Margaretville, NY 12455
 Critical Access Hospital Extension Clinic
Services: Primary Medical Care
 * A fully staffed and equipped mobile health van

UHS Primary Care Sidney

Website: <http://www.uhs.net/locations/locations-profile/?id=17>
 Hospital Extension Clinic
 44 Pearl Street Sidney, NY 13838
 Hours: Monday 8:00am - 5:00pm, Tuesday 8:00 a.m. to 6:00 p.m., Wednesday thru Friday
 8:00am - 5:00pm
 607-561-2200
Services: Prenatal, Pediatric, Primary Medical Care, Radiology (Diagnostic), Well Child Care

Delaware Valley Health Center Primary Care Centers

- Delaware Valley Family Health Center of Colchester**
 PO Box 327, Downsville, NY 13755
 607-363-2517
Hours: 9:00 a.m. - 5:00 p.m. (Tuesday & Thursday)
 Primary and preventative health care services for the whole family.
- Delaware Valley Family Health Center of Roscoe**
 PO Box 333, East Main Street Roscoe, NY 12776
 607-498-4800
Hours: 9:00 a.m. - 5:00 p.m., Mon.-Fri.
 Primary and preventative health care services for the whole family.
- Delaware Valley Family Health Center of Walton**
 2 Titus Place, Walton, NY 13856
 607-865-2400
Hours: 9:00 a.m. - 5:00 p.m., Mon.-Fri.
 Primary and preventative health care services for the whole family.

Deposit Family Care Center

53 Pine Street, Deposit, NY 13754
 607-467-4195

Hours: 8:30 a.m. - 5:00 p.m. (Mon.-Fri.), 10:00 a.m. - 12:00 noon (Sat.)
 Medicare, Medicaid and insurance accepted. In-home devices are provided in limited hours. The Center provides a wide range of primary health care services for the entire family, including pediatrics, obstetrics, family practice and podiatry. Nutritional counseling, mental health counseling, health education, family planning are also available.

Family Health Centers of Margaretville Hospital - Margaretville

42084 St Hwy 28, Margaretville, NY 12455
 845-586-3888

Hours: 9:00 a.m. - 4:00 p.m. (Mon. & Wed.-Fri.), 9:00 a.m. - 7:00 p.m. (Tues.)
 Primary and preventative health care services for the whole family.

Family Health Centers of Margaretville Hospital - Roxbury

53545 St Hwy 30, Roxbury, NY 12474
 607-326-4145

Hours: 9:00 a.m. - 4:00 p.m. (Mon. & Wed.-Fri.), 9:00 a.m. - 7:00 p.m. (Tues.)
 Primary and preventative health care services for the whole family.

Gelder Medical Group

44 Pearl Street, Sidney, NY 13838
 607-563-9961

Hours: 10:00 a.m. - 5:00 p.m., Mon.-Fri.(Adult Services), 9:00 a.m. - 5:00 p.m., Mon.-Fri.(Children Services)

General Surgery, Cardiology and Pediatric Services.

Lourdes Pediatric Clinic

116 East Front Street, Hancock, NY 13783
607-637-5700

Hours: 8:00 a.m. - 4:30 p.m.

Primary and preventative health care services for the whole family.

Walton Family Care

Dr. Eric Dohner
6 Franklin Rd, Walton, New York 13856-1214
(607) 865-5800

Hours: 8:00am-5:00pm Monday-Friday

Family Medicine

Bassett Healthcare-Walton

130 North Street, Walton, NY 13856
607-865-9164

Hours: 8:00 a.m.- 5:00 p.m. Mon.-Fri.

Adult Medicine, Family Medicine, Diabetic Education. Primary and preventive health care services for the whole family are provided at Bassett Healthcare Walton.

Primary Care Sidney

Website: <http://www.bassett.org/ao-fox-hospital/services/family-practices/sidney-primary-care/>

59 River Street Sidney, NY 13838
(607) 563-8022

Hours: Monday through Friday 8am-5pm

Full spectrum of outpatient care for every stage of life, including preventive medicine, gynecological services and minor surgery

School Based Health Centers

South Kortright Central School

Website: <http://www.bassett.org/our-network/patient-services/childrens-health/school-based-health-centers/locations/south-kortright/>

School Based Hospital Extension Clinic
P.O. Box 113 South Kortright, NY 13842
607-538-1932

Services: Health Education, Immunology, Medical Social Services, Multiphasic Screening, Nursing, Primary Medical Care, Psychology, Venereal Disease Prevention, Well Child Care

Delaware Academy and Central School

Website: <http://www.bassett.org/our-network/patient-services/childrens-health/school-based-health-centers/locations/delhi/>

School Based Hospital Extension Clinic

2 Sheldon Drive Delhi, NY 13753

607-746-7454

Services: Health Education, Immunology, Medical Social Services, Multiphasic Screening, Nursing, Primary Medical Care, Psychology, Venereal Disease Prevention, Well Child Care

Stamford Central School

Website: <http://www.bassett.org/our-network/patient-services/childrens-health/school-based-health-centers/locations/stamford/>

School Based Hospital Extension Clinic

1 River Street Stamford, NY 12167

607-652-2065

Services: Health Education, Immunology, Medical Social Services, Multiphasic Screening, Nursing, Primary Medical Care, Psychology, Venereal Disease Prevention, Well Child Care

Sidney Elementary

Website: <http://www.bassett.org/our-network/patient-services/childrens-health/school-based-health-centers/locations/sidney/>

School Based Hospital Extension Clinic

15 Pearl Street East Sidney, NY 13838

607-561-7795

Services: Health Education, Immunology, Medical Social Services, Multiphasic Screening, Nursing, Primary Medical Care, Psychology, Venereal Disease Prevention, Well Child Care

Sidney Junior/High School

Website: <http://www.bassett.org/our-network/patient-services/childrens-health/school-based-health-centers/locations/sidney/>

School Based Hospital Extension Clinic

95 West Main Street Sidney, NY 13838

607-561-7796

Services: Health Education, Immunology, Medical Social Services, Multiphasic Screening, Nursing, Primary Medical Care, Psychology, Venereal Disease Prevention, Well Child Care

Adult Care

Kirkside of Roxbury

Service Type: Aging/Adult Care

Website: <http://www.kirksideretirement.org/>

Location: 53865 State Highway 30 Roxbury, NY 12474

Hours:

Contact:

- Phone: (607) 326-4651

- E-mail: kirkside@catskill.net

Payment: Self-pay

Area Served: Delaware County

Population Served: Aging population not in need of specialized nursing

Capacity: 21 beds

Certification: Licensed Adult Home

Services: Socialization/Recreation, Personal Care, Independent Living Skills Training

* An assisted living facility providing care to elderly people who need help with daily tasks such as meal preparation, mobility, bathing or dressing. Assisted living offers intermediate care for individuals who cannot reside on their own in an independent living, but do not need the fulltime health care services of a nursing home.

Robinson Terrace Senior Living (Also under Licensed Home Care)

Service Type:

Location: 1 Buntline Dr, Stamford, NY 12167

Hours:

Contact:

- Phone: (607) 652-2960

Payment:

Area Served: Delaware, Greene, Schenectady Counties

Population Served: Residents over the age of 65 who require minimal care assistance

Capacity: 60 beds

Certification: Licensed Home Care Services Agency

Services: Home Health Aide, Homemaker, Housekeeper, Nursing, Nutritional, Physical Therapy

* Adult Homes and Assisted Living Programs serve, and who are not appropriate for a skilled nursing facility. Robinson Terrace Senior Living Facility will offer both adult home and assisted living levels of care. The adult home/assisted living center has 60 beds.

Skilled Nursing Facilities

Mountainside Residential Care

Service Type: Aging/Adult Care; Skilled Nursing Facility

Website: <http://www.hahv.org/mountainside/>

Location: 42158 State Highway #28 Margaretville, NY 12455

Hours:

Contact:

- Phone: (845) 586-1800
- Email: info@hahv.org

Payment:

Area Served: Delaware County

Population Served: Aging population

Capacity: 82 Beds

Certification: Medicaid Certified, Medicare Certified

Services: Nursing, Rehabilitation, Speech Therapy, Occupation Therapy, Physical Therapy, Hospice, Palliative Care, Dental Care, Podiatry, Social/Recreational Activities.

82 bed nursing home facility located on the hospital campus. Mountainside Residential Care Center is supported by the Margaretville Health Foundation.

Robinson Terrace

Service Type: Aging/Adult Care; Skilled Nursing Facility

Website: <http://www.robsonterrace.com/>

Location: 28652 State Highway 23 Stamford, NY 12167

Hours:

Contact:

- Phone: (607) 652-7521
- Email: admissions@robsonterrace.com

Payment:

Area Served: Delaware County

Population Served: Aging population

Capacity: 122 Beds

Certification: Medicaid Certified, Medicare Certified

Services: Nursing, Rehabilitation, Speech Therapy, Occupation Therapy, Physical Therapy, Hospice, Palliative Care, Dental Care, Podiatry, Social/Recreational Activities.

Certified Home Care

HCR Home Care

Service Type: Aging/Adult Care

Website: www.hcrhealth.com

Location: 5 ½ Main Street Delhi, NY 13753

Hours: 24/7

Contact:

- Phone: 518-254-7092

Payment: Medicare, Medicaid, self-pay, insurance

Area Served: Schoharie, Otsego County

Population Served: Aging population

Capacity: Served 2500 patients (2012)

Certification: Certified home health agency

Services: Rehabilitation, Physical Therapy, Nursing, Case Management,

Specialty Services: Diabetes Management, Cardiac Specialty Team, Transcultural Care, Veteran's Care

Licensed Home Care

Delaware County Public Health Services

Website: www.delawarecountypublichealth.com/homecare.php

Location: 99 Main St, Delhi, NY 13753

Hours: Business Hours: Monday – Friday 8:00am-4:00pm

Contact:

- Phone: (607) 832-5200

Area Served: Delaware County

Population Served: Aging Population

Services: Nursing Services

Robinson Terrace Senior Living (Also under Adult Care)

Service Type:

Location: 1 Buntline Dr, Stamford, NY 12167

Hours:

Contact:

- Phone: (607) 652-2960

Payment:

Area Served: Delaware, Greene, Schenectady Counties

Population Served: Residents over the age of 65 who require minimal care assistance

Capacity: 60 beds

Certification: Licensed Home Care Services Agency

Services: Home Health Aide, Homemaker, Housekeeper, Nursing, Nutritional, Physical Therapy

* Adult Homes and Assisted Living Programs serve, and who are not appropriate for a skilled nursing facility. Robinson Terrace Senior Living Facility will offer both adult home and assisted living levels of care. The adult home/assisted living center has 60 beds.

Herkimer County

Addiction

Albert O. Nichols House

Website: www.beaconcenter.net

Location: 201 King Street Herkimer, NY 13350

Hours:

Contact:

- Phone: (315) 866-3121

Payment:

Area Served: Regional office serves Herkimer County

Population Served: Substance Abuse/Addiction

Capacity:

Certification:

Services: Residential Services, Supportive Living Home

Buffalo Beacon Corporation: Beacon Center**Website:** www.beaconcenter.net**Location:** 210 South Main Street Herkimer, NY 13350**Hours:** 9AM-9PM Monday-Friday; 8AM-5PM Saturday**Contact:**

- Phone: (315) 717-0189

Payment: A sliding fee scale is available; most major insurances are accepted, including Medicaid.**Area Served:** Regional Office serves Herkimer County**Population Served:** Substance Abuse, Addiction**Capacity:****Certification:****Services:** Intensive Outpatient Treatment, Non-intensive Outpatient Treatment.**Specialty Services:****COMPASS Program:** To assist those with substance abuse and mental health issues

* Seek to assist adolescents and adults suffering from alcoholism or alcohol abuse and/or other drug abuse in recovering from the effects of their substance abuse. Also have services for those who are affected by a family member's alcohol abuse.

Herkimer County Prevention Council**Website:** <http://www.herkimercountyprevention.org/>**Location:** 61 West Street Ilion, NY**Hours:****Contact:** Maureen Petrie (Director of Prevention Education)

- Phone: (315) 894-8080
- Email: mpetrie@ccherkimer.org

Payment: N/A**Area Served:** Herkimer County**Population Served:** Adults and Adolescents with substance abuse problems**Capacity:****Certification:** OASAS run program**Services:** Substance Abuse Prevention Education, Referrals***Mental Health*****Herkimer County Mental Health Services: Mental Health Clinic****Website:** www.herkimercounty.org**Location:** 301 N. Washington St. Suite 2470 Herkimer, NY 13350**Hours:** Mon - 8:00 AM - 7:00 PM; Tue-Fri 8:00 AM - 5:00 PM.**Contact:** Edgar Scudder

- Phone: (315) 867-1465
- E-mail: escudder@herkimercounty.org

Payment: Sliding fee available, fees based upon ability to pay Medicaid/Medicare accepted, most insurance accepted, some insurance carriers require prior approval.

Area Served: Herkimer County

Population Served: Adults and children and youth with serious emotional disorders or mental illnesses.

Capacity:

Certification:

Services: Individual Counseling, Family Counseling, Case Management

Single Point of Access (SPOA)

1. United Cerebral Palsy and Handicapped Persons (SPOA-Adult)

336 East State Street Herkimer, NY 13350

Contact: Elizabeth Pritchard

- Phone:(315) 866-2863

2. Herkimer County Community Services Board (SPOA - Children & Youth)

301 North Washington Street Herkimer, NY 13350

Contact:

- Phone: (315) 866-3910

Services: Referrals, Mental Health Education

Developmental Disabilities

Herkimer ARC

Website: www.herkimerarc.org

Location: 350 South Washington Street Herkimer, NY 13350

Contact:

- Phone (315) 574-7100

Payment: Free for OPWDD eligible individuals

Area Served: Herkimer County

Population Served: Developmental Disabilities

Capacity: 389 Staff serve 500 Individuals

Certification:

Services: Day Programs, Residential, Recreational and Respite Services, Family Support, Senior Center, Employment Services, Vocational Workshop, HARC-Goodwill Store & Donation Center, and Transportation, Vocational, Employment Services

* The Herkimer ARC's mission is to enable people with disabilities and others in the community, to achieve full potential and to live enriched lives.

CNY Developmental Disabilities Services Office: Herkimer Office

Website: www.omr.state.ny.us

Location: 231 William St. Herkimer, NY 13350

Contact:

- Phone: (315) 866-1392

Payment: N/A

Area Served: Herkimer County

Population Served: Developmentally Disabled

Capacity: Not Listed

Certification: OPWDD Certified

Services: Information, Referral, Consumer Information, Advocacy

Resource Center for Independent Living: Herkimer Office

Website: <http://www.rcil.com/index.cfm>

Location: Steuben Center 401 E. German St. Herkimer, NY 13350

Contact: Miyoshi Collins (Program Director)

- Phone: (315) 866-7245
- mcollins@rcil.com

Payment:

Area Served: Herkimer office serves Herkimer County

Population Served: Individuals with disabilities

Capacity:

Certification:

Services: Peer Counseling, Independent Living Services, Information and Referral, Advocacy, Employment Services, Medicaid Service Coordination, Benefit Advisement, Adult Day Service, Respite

Maternity/Perinatal

Community Maternity Services

Website: <http://www.cccms.org/>

Location: 61 West Street Ilion, NY 13357

Hours: 8:30 AM - 4:30 PM Monday – Friday

Contact: Denise Hodges (Program Director)

- Phone: (315) 894-9941
- Email: herkadmin@logical.net

Area Served: Herkimer County

Services: Case Management (under age 21)

Specialty Services:

Nurturing Parenting Program

The fifteen-week Nurturing Program for parents and their children offers instruction on using effective behavior management techniques, managing anger and stress, effective communication skills, and dealing with specific issues such as ADHD, preventing sexual abuse and substance abuse.

Parents as Teachers

The home-based —Parents as Teachers program seeks to increase parents awareness of children's brain development

Care Net Pregnancy Center of Central NY: Herkimer Office**Website:** <http://www.carenetcare.com/services>**Location:** 404 W. Albany St. Herkimer, NY**Hours:****Contact:**

- Phone: (315) 867-6148

Payment: All services are free**Area Served:** Herkimer County**Population Served:** Women facing unplanned pregnancy**Capacity:** 22,000 served since 1989**Certification:** 501 (c)(3)**Services:** Pregnancy Testing, Ultrasounds, Individual or Group Support, Abortion Counseling, Community Referrals, 24 Hour Live Chat**Herkimer County Healthy Families: Public Health Department****Website:** http://nyspep.org/program_search/details/321**Location:** 301 North Washington Street Herkimer, NY 13350**Contact:** Sandra Jones

- Phone: 315-867-1440
- Email: sjones@herkimercounty.org

Payment: Free**Area Served:** Herkimer County**Population Served:** Expecting or New Families (prenatal to 5 years old)**Capacity:** Serves 90 Women per year**Certification:** Funding from Creating Health Place to Live, Work, and Play Grant**Services:** Family Support, Child Development Information, Referrals, Parenting Training***Health/Disease Prevention Education*****Herkimer County HealthNet****Website:** <http://www.herkimerhealthnet.com/>**Location:** 320 N. Main Street Herkimer, NY 13350-1949**Hours:****Contact:**

- Phone: 315-867-1552
- Email: ahutchinson@herkimercounty.org

Payment: N/A**Area Served:** Herkimer County**Population Served:** General community, especially the underserved**Specialty Services:** Public Service Awareness, Address the health issues of the community, Completing community health assessments, promote healthy living and wellness, decrease amount of preventable health issues and return ER visits

American Red Cross Mohawk Valley Chapter**Website:** www.mohawkvalleyredcross.org**Location:** 235 North Prospect Street Herkimer, NY 13350**Hours:** 24/7**Contact:**

- Phone: (315) 866-2890
- E-mail: infor@mohawkvalleyredcross.org

Payment: N/A**Area Served:** Herkimer County**Population Served:** Community**Capacity:****Certification:****Services:** Energy Assistance, Disaster Relief, Health and Safety Services, Long Term Care Advocacy**Cornell Cooperative Extension Herkimer County****Website:** <http://www.cce.cornell.edu/herkimer>**Location:** 5657 State Route 5 Herkimer, NY 13350**Contact:** Barbara Johnson

- Phone: (315) 866-7920
- Email: bmj9@cornell.edu

Payment: Free**Area Served:** Herkimer County**Population Served:** General Community**Capacity:****Certification:****Services:** Youth Development (4-H), Nutrition Education**Cancer Services Program of Oneida, Herkimer, & Madison Counties****Website:** https://www.health.ny.gov/diseases/cancer/services/community_resources/oneida.htm**Location:** Mobile**Contact:**

- Phone: (315) 798-5248

Payment: Free**Population Served:** Uninsured men and women (Over 40 years of age)**Area Served:** Oneida, Madison and Herkimer counties.**Services:** Cancer Screenings, Diagnosis, Referral**Specialty Services:**

Links to Medicaid Treatment Program for breast, cervical, colorectal and prostate cancer, HPV vaccinations

Health Friends of Ilion at Catholic Charities**Website:** <http://www.healthfriendscny.com/>

Location: 61 West Street Ilion, NY 13357

Hours: Monday-Friday (Appointments Only)

Contact:

- Phone: 315-574-0057
- Email:

Payment: Free

Area Served: Herkimer and Oneida counties

Population Served: Under-served population

Capacity: Receives 2,000 calls per year between Ilion and Utica, 2 staff, 15 volunteers

Certification:

Services: Prescription Assistance, Referrals, Connections to Other Services

Smoking Cessation

New York State Smokers' Quitline

Service Type: Smoking Cessation

Website: <http://www.nysmokefree.com/default.aspx>

Location: N/A

Hours: Monday - Thursday 9:00 am – 9:00 pm, Friday, Saturday & Sunday 9:00 am – 5:00 pm
Taped message library and tip of the day - 24 hours /7 days a week

Contact:

- Phone: 1-866-697-8487
- Voice or TTY: 7-1-1, give the operator the Quitline number

Payment: Free

Area Served: Statewide

Population Served: Smokers 18 years and up

Capacity: N/A

Certification: Grant funded by the New York State Department of Health

Services: The New York State Smokers' Quitline is free and confidential service that provides effective stop smoking services to New Yorkers who want to stop smoking.

General/Human/Social Services

Catholic Charities of Herkimer County

Website: <http://ccherkimercounty.org/services.html>

Location: 61 West St. Ilion, NY 13357

Hours: 8:30am-4:30am

Contact: Terry Leonard

- Phone: (315) 894-9917
- Email: tleonard@ccherkimer.org

Payment: Free, Counseling on sliding scale

Area Served: Herkimer County

Population Served: Community

Capacity:

Certification:

Services:

Community Dispute Resolution Center, Domestic Violence Program, Herkimer County Prevention Council, Retired & Senior Volunteer Program, Runaway & Homeless Youth, Food & Shelter, Nutrition Outreach And Education Programs, Emergency Assistance Program, Kateri's Thrift Store, Herkimer County HIICAP

Herkimer County Department of Social Services

Website: www.herkimercounty.org

Location: 301 North Washington Street, Suite 2110 Herkimer, NY 13350

Hours: Monday - Friday 8:00 AM - 5:00 PM.

Contact:

- Phone: (315) 867-1291

Payment: Medicaid, Sliding Scale, many free services

Area Served: Herkimer County

Population Served: Community, low income

Capacity:

Certification:

Services: Employment, Foster Care, Adoption, Youth Services, Child Protective, Adult Protective, Temporary Assistance, Case Management

Mohawk Valley Community Action Agency: Herkimer Location

Website: www.mvcaa.com

Location: 401 E German St, Ste 101 Herkimer 13350

Contact: Amy Turner (Executive Director)

- Phone: (315)-866-5029
- E-mail: aturner@mvcaa.com

Payment: Free Services

Area Served: Herkimer and Oneida Counties

Population Served: Community, Low Income

Capacity:

Certification:

Services: Car Seat Assistance, Runaway & Homeless Youth Assistance, Early Head Start/Head Start, Energy Assistance, Foster Care Services, Emergency Food and Shelter, Housing Assistance

Aging Population

Herkimer County Office for the Aging

Website: <http://www.herkimercounty.org>

Location: 109 Mary Street Herkimer, NY 13350

Hours: Monday-Friday 8:00am-4:00pm

Contact: Kathy Fox

- Phone: (315) 867-1121
- Email: kathyfox@herkimercounty.org

Payment: Varying, most are free

Area Served: Herkimer County

Population Served: Aging (usually 60+)

Capacity:

Certification:

Services:

Health Insurance Information, Counseling & Assistance Program

HIICAP provides assistance to senior citizens regarding health insurance issues; contracted to Catholic Charities. No fees, Must be 60 years of age or older and a Herkimer County resident.

Home Energy Assistance Program (315) 867-1195

HEAP provides financial assistance for eligible persons home heating bill. Payments are made directly to the fuel company on the client's behalf. Individuals must apply annually. Available to both homeowners and renters. The Office for the Aging certifies people 60 years of age and older as well as people on Code A SSI.

In-home Services for the Elderly Program (EISEP)

(315) 867-1124

In-Home Services include shopping assistance, homemaking, and personal care services. For those who have incomes above the Medicaid level.

Companion-Homemaker Program

Provides light housekeeping and shopping for 2 hours every other week for those who qualify.

Legal Aid (315) 867-1124

Through a contract with the Office for the Aging, Legal Aid Society of Mid-New York Inc. provides legal assistance with minor legal issues such as wills, consumer problems, real property/deed transfers and credit problems. There are no Client fees rather a suggested donation. You must be a Herkimer County resident age 60 or older.

Nutrition Program (315) 867-1204

A hot noon-time meal is available in the throughout the community where people can dine together. Meals must be reserved at least one day in advance. Home delivered meals are available. No fees for this program rather a suggested donation of \$2.50 a meal. No income guidelines. To receive home delivered meals must be 60 years of age, basically homebound due to illness or disability and be unable to shop or cook for themselves.

Caregiver Assistance & Respite 867-1415 or 867-1124

A caregiver is a family member (s) or another individual who is taking care of a loved one at home without any pay. Respite is a period of rest & relief from the duties of taking care of someone. We provide trained aides to go into the home so the caregiver can be relieved of the care giving duties for a while. We offer: Information about available services & resources, Assistance in gaining access to services, Counseling to assist caregivers in making decisions and solving problems related to their care giving role and Training on practical issues related to care giving. There is considerable flexibility with the provision of respite under this program.

NY Connects: Herkimer

Website: <http://www.herkimercounty.org>

Location: 109 Mary St., Suite 1101 Herkimer NY 13350

Hours: Monday to Friday, 8am to 5pm

Contact:

- Phone: (315) 867-1415
- Email: info@nyconnects.org

Payment:

Area Served: Herkimer County

Population Served: Aging Population

Capacity:

Certification:

Services: Long Term Care Information, Referral

Youth Services

Herkimer County Youth Bureau

Website: <http://www.herkimercounty.org>

Location: 109 Mary Street, Suite 1110 Herkimer, NY 13350

Hours: Monday - Friday 9:00 AM - 5:00 PM Summer - 8:30-4:00.

Contact: Gina Giacobelli, Executive Director

- Phone: (315) 867-1213
- Email: gggiacobelli@herkimercounty.org

Payment:

Area Served: Herkimer County

Population Served: Youth age 14-21

Capacity:

Certification:

Services: Employment Assistance, Youth Services

Specialty/Other

Campus Apartments

Location: 400 S. Litchfield St. Frankfort, NY 13340

Hours: M-F 8:30-4:30

Contact:

- Phone: (315) 894-0171
- Email: dominickb@jdamanagement.com

Payment: Subject to income guidelines

Area Served: Herkimer County and surrounding areas

Population Served: Low Income

Capacity: 8 Housing Units

Certification:

Specialty Service:

USDA/Tax Credit/Home. Comprised of 8 housing units; independent living.

Dolgeville Housing Authority**Website:** www.dolgeville.info**Location:** 53 S. Main Street Dolgeville, NY 13329**Contact:**

- Phone: (315) 429-9548

Specialty Services:**Parkside Court** is a 44 unit Independent Living Facility. Meals on Wheels provided Monday to Friday by Office for the Aging.

Area served: Herkimer County: Dolgeville and surrounding areas

Hours: Office Hours 9:00am-1pm, Monday – Friday.

Population Served: 62 yrs. of age - income a consideration, disabled, no age limit.

Section #8 Existing Housing Program assists 20 low income families in the Village of Dolgeville

Area served: Village of Dolgeville

Hours: Mon-Tuesday, 11am to 4pm.

Herkimer Housing Authority**Website:** <http://www.herkimerhousing.org/>**Location:** 315 N. Prospect St. Herkimer, NY 13350**Hours:****Contact:**

- Phone: (315) 866-2252
- Email:

Payment: Complex housing is income-based (30% of income)**Area Served:** Herkimer County**Population Served:** Senior citizens, low-income**Capacity:** 175 families live in 3 complexes run by the housing authority, 52 families in Section 8 Housing**Certification:****Services:** Rental Assistance, Affordable Housing**Herkimer BOCES****Website:** <http://www.herkimer-boces.org/>**Location:** 352 Gros Blvd Herkimer, NY 13350**Hours:****Contact:**

- Phone: (315) 867-2000
- Email:

Payment:**Area Served:** Herkimer County**Population Served:** Adults seeking education**Capacity:****Certification:****Services:** Adult Literacy, GED Program, English as a Second Language

Little Falls YMCA**Website:** <http://www.lfymca.com/>**Location:** 15 Jackson Street Little Falls, NY 13365**Hours:** Monday – Friday 7:00am – 8:00pm, Saturday 8:00am – 2:00pm**Contact:**

- Phone: (315) 823-1740
- Email:

Payment: \$350/year per family**Area Served:** Herkimer County**Population Served:** Community**Capacity:****Certification:**

Services: Tutoring/Academic Preparedness, Community Co-op, Kateri's Family Thrift Store, Housing/ Emergency Shelter, Little Falls Community/Senior Center, Greater Little Falls Community Chest: The Greater Little Falls Community Chest: Supports 18 agencies

Services: Tutoring/Academic Preparedness, Community Co-op, Kateri's Family Thrift Store, Housing/ Emergency Shelter, Little Falls Community/Senior Center, Greater Little Falls Community Chest: The Greater Little Falls Community Chest: Supports 18 agencies

Hospitals**Little Falls Hospital****Website:** <http://www.bassett.org/little-falls-hospital/>**Location:** 140 Burwell Street Little Falls, NY 13365**Contact:** (315) 823-1000**Capacity:** 25 beds (Inpatient)

Services: Ambulatory Surgery - Multi Specialty, Clinic Part Time Services, CT Scanner, Emergency Department, Magnetic Resonance Imaging, Medical Social Services, Nuclear Medicine – Diagnostic, Pediatric, Prenatal, Primary Medical Care, Swing Bed Program, Therapy - Occupational O/P, Therapy - Physical O/P, Therapy - Speech Language Pathology O/P

Specialty Services:**Dialysis at Little Falls**

12-station dialysis center has the capacity for 72 patients and is staffed by a team of registered nurses, licensed practical nurses, certified patient care technicians, dietitians and social workers. The patients are followed by Bassett's board certified nephrologists

Little Falls Hospital's Swing Bed Program*Short-term Inpatient Rehabilitation Services*

For rehabilitation after surgery

Examples of Swing Bed Care:

- Comfort Care

- IV or nutritional therapy
- Pain management
- Recovery from major surgery, joint replacement, vascular or abdominal surgery.
- Repeated hospitalizations that result in a need for strengthening.
- Wounds that are not healing well or require special care

Outpatient Services

Emergency Care

The Little Falls Hospital Emergency Department offers around-the-clock, comprehensive emergency services as part of the Bassett Healthcare Emergency Services and Trauma network. Providers at Little Falls Hospital interface with board-certified Emergency Medicine physicians in Cooperstown through telephone and telemedicine connections, thus enabling staff members at both sites to participate in patient care in a highly effective, coordinated manner.

Ambulatory (Same Day) Surgery

Once upon a time, surgery meant a long stay at a large and unfamiliar hospital, far from home. Those days are gone. Today, many common surgical procedures are done on an outpatient (same-day) basis. Here at Little Falls Hospital, general surgery and other minor outpatient procedures are available for your convenience.

Our Same Day Surgery program features high-quality, personalized care by a whole team of professionals, using state-of-the-art equipment and the latest techniques. Our surgical team includes board-certified Bassett Healthcare surgeons, board-certified Bassett anesthesiologists and nurse anesthetists, and a group of highly skilled, experienced OR nurses. Same Day Surgery specialties and common procedures available at Little Falls Hospital include:

- Endoscopy Unit
 - Colonoscopy
 - Gastroscopy
- Ear, Nose, & Throat Surgery (ENT)
- Electroencephalography (EEG)
- General Surgery
- Gynecologic Surgery (GYN)
- Ophthalmologic Surgery
- Orthopedic Surgery
- Plastic Surgery
- Podiatric Surgery
- Thoracic Surgery
- Urology Surgery
- Vascular Surgery

Medical Imaging

Radiology is the branch or speciality of medicine that deals with the study and application of imaging technology like x-ray and radiation to diagnosing and treating disease.

Radiologists direct an array of imaging technologies (such as ultrasound, computed tomography (CT) Computed Axial Tomography, nuclear medicine, Positron Emission Tomography (PET)

and magnetic resonance imaging (MRI)) to diagnose or treat disease. Interventional radiology is the performance of (usually minimally invasive medical procedures with the guidance of imaging technologies. The acquisition of medical imaging usually carried out by the radiographer or radiologic technologist.

Computed tomography (CT) is a test that combines x-rays and computer scans. The result is a detailed picture that can show problems with soft tissues (such as the lining of your sinuses), organs, (such as your kidneys or lungs).

The radiology department includes:

Bone densitometry

Mammography

MRI

Multi-slice CT scanner

Nuclear medicine

Ultrasound

Infusion Therapy

Infusion Therapy is a type of medical treatment in which medication is delivered directly into the body via a blood vessel, the spinal cord, or a muscle. This type of therapy is used when oral therapy is not an option, for a variety of reasons ranging from swallowing disorders which make it difficult for patients to swallow medications and food to the use of medications which would be destroyed in the stomach, and must therefore be delivered directly.

Nutrition Counseling

Little Falls Hospital is proud to be an accredited health care organization through Joint Commission. Should you encounter concerns regarding quality of care, you may contact Joint Commission at 1-800-994-6610, they are available 24 hours a day, 7 days a week.

Rehabilitation

Functional Capacity Evaluation, Physical Therapy, Occupational Therapy

Hospital Extension Clinics

Bassett Healthcare Herkimer

Hospital Extension Clinic

Services: Ambulatory Surgery - Multi Specialty, Certified Mental Health Services O/P, Prenatal O/P, Primary Medical Care O/P, Psychology O/P, Radiology - Diagnostic O/P, Radiology-Therapeutic O/P, Transfusion Services - Limited O/P

LFH Primary Care Center at Dolgeville

Primary Care Hospital - Critical Access Hospital Extension Clinic

Services: Primary Medical Care O/P

Bassett Healthcare West Winfield

Hospital Extension Clinic

Services: Primary Medical Care O/P, Radiology - Diagnostic O/P 0

Bassett Health-Herkimer Cardiac Rehab

Hospital Extension Clinic

Services: Physical Medicine and Rehabilitation O/P

Bassett Healthcare Little Falls

Hospital Extension Clinic

Services: Home Peritoneal Dialysis Training and Support, Prenatal O/P, Primary Medical Care O/P, Renal Dialysis - Chronic O/P, Transfusion Services - Limited O/P

LFH Primary Care Center at Newport

Primary Care Hospital - Critical Access Hospital Extension Clinic

Services: Primary Medical Care O/P

FSLH-Herkimer Dialysis Unit

Hospital Extension Clinic

Capacity: 8 beds

Services: Renal Dialysis - Chronic O/P

Mohawk Valley Medical Office

Hospital Extension Clinic Linear Accelerator 0

Services: Linear Accelerator, Primary Medical Care O/P, Psychology O/P, Radiology-Therapeutic O/P**Valley Health Services ADHC Little Falls**

Capacity: 18 beds

Services: Adult Day Health Care

Cooperative Magnetic Imaging Center

Diagnostic and Treatment Center Extension Clinic

Services: Magnetic Resonance Imaging

St. Elizabeth Medical Group - Town of Webb Health Center

Hospital Extension Clinic Clinical Laboratory Service O/P

Services: Primary Medical Care O/P, Radiology - Diagnostic O/P

Skilled Nursing Facilities**Mohawk Valley Health Care Center**

Residential Health Care Facility - SNF

Capacity: 120 beds; Adult Day Health Care – 38 beds

Audiology, Baseline Services - Nursing Home

Dental, Medical Social Services, Nursing, Nutritional, Optometry, Pharmaceutical Service, Physician Services, Psychology, Speech, Physical, Occupational Therapy

Folts Center for Rehabilitation and Nursing

Residential Health Care Facility – SNF

Capacity: 163, Adult Day Health Care-15 beds

Services: Audiology, Baseline Services - Nursing Home, Dental, Medical Social Services, Nursing, Nutritional, Optometry, Pharmaceutical Service, Physician Services, Psychology, Therapy – Occupational, Therapy – Physical, Therapy - Speech Language Pathology

Alpine Rehabilitation and Nursing Center

Residential Health Care Facility - SNF

Capacity: 80

Services: Audiology, Baseline Services - Nursing Home, Dental, Medical Social Services, Nursing, Nutritional, Optometry, Pharmaceutical Service, Physician Services, Psychology, Therapy – Occupational, Therapy – Physical, Therapy - Speech Language Pathology

Valley Health Services Inc

Residential Health Care Facility - SNF

Capacity: 160, Adult Day Health Care - 12

Services: Audiology, Baseline Services - Nursing Home, Dental, Medical Social Services, Nursing, Nutritional, Optometry, Pharmaceutical Service, Physician Services, Psychology, Therapy – Occupational, Therapy – Physical, Therapy - Speech Language Pathology

Licensed At Home Care**Herkimer County Public Health Nursing Service**

Diagnostic and Treatment Center

Services: Clinic Part Time Services, Nursing, Prenatal O/P, Primary Medical Care O/P, Well Child Care O/P

Madison County***Addiction*****AL-Anon**

Service Type: Alcohol Abuse

Website: <http://www.nynafg.com/> (NY North) or <http://www.aadistrict0490.org/al-anon.htm> (District 490)

Location:

1. First Baptist Church , 24 Broad Street, Hamilton, NY (Monday 8:00 pm)
2. Methodist Church, Oxbow Road, Peterboro, NY (Thursday 7:00 pm)
3. Methodist Church, Oxbow Road, Peterboro, NY (Thursday 8:00 pm)

4. Presbyterian Church, Arch Street, Chittenango, NY (Monday 10 am)
5. Alano Club, 150 Madison Street, Oneida, NY (Friday 7:00 pm)

Hours: see above

Contact:

- Phone number Statewide: 1-888-4AL-ANON

Payment: Free

Area Served: Madison and Oneida counties

Population Served: Families of alcoholics

Capacity: N/A

Certification: non-profit organization

Services: Al-Anon has but one purpose: to help families of alcoholics. We do this by practicing the Twelve Steps, by welcoming and giving comfort to families of alcoholics, and by giving understanding and encouragement to the alcoholic.

Alcoholics Anonymous

Service Type: Alcohol Abuse

Website: <https://www.madisoncounty.ny.gov/mental-health/consumer-self-helpadvocacy-meetings-and-resources>

Location: Please refer to the website for local listings

Hours: Please refer to the website for local listings

Contact:

- Phone number Statewide: 1-888-227-6237
- Local phone number: 315-738-4465 & 315-366-5454

Payment: Free

Area Served: Statewide

Population Served: Alcohol abuse

Capacity: N/A

Certification: non-profit organization

Services: Counseling in self-help for alcoholics. Regular support group meetings for a local listing see above website from the Madison County Mental Health Department.

Alcoholics Anonymous - District 0490 –Madison-Oneida

Service Type: Alcohol Abuse

Website: <http://www.aadistrict0490.org/meeting-schedule.html>

Location:

- P.O. Box 481, Oneida, NY 13421 (mailing address)
- Various meeting locations -please check website

Hours: local hours- please check website

Contact:

- Phone number Statewide: 1-888-227-6237
- Local phone number: 315-533-1227
- Email: district0490@yahoo.com

Payment: Free

Area Served: Madison and Oneida counties

Population Served: Alcohol abuse
Capacity: N/A
Certification: non-profit organization
Services: Counseling in self-help for alcoholics

BRiDGES- Madison County Council on Alcoholism and Substance Abuse

Service Type: Mental Health/Substance Abuse
Website: <http://www.bridges-mccasa.org/>
Location: 3059 Seneca Turnpike, Suite E, Canastota, NY 13032
Hours: Monday – Friday 8:00 am – 5:00 pm
Contact:

- Phone: 315-697-3947 & 1-866-443-5744
- Fax: 315-697-2708

Payment: Free

Area Served: Madison, Oneida, Herkimer Counties

Population Served: Drug abuse; alcohol abuse; tobacco use prevention and suicide prevention

Capacity: N/A

Certification: non-profit organization

Services: Community and school-based education and intervention services for individuals and families affected by chemical dependency; Employee Assistance Program; and, Drinking Driver Program for the DMV.

Prevention Programs: Choices and Consequences is an educational program that helps teens examine the consequences of alcohol, tobacco and other drug use and fosters the development of life skills. **INROADS** is a school based program designed to positively impact decision making skills and knowledge about alcohol, tobacco, and other drug issues. **Strengthening Families** for Parents and Youth age 10-14. This is a 6 week program designed to improve parent/child communication and problem solving skills while giving the family an opportunity to have fun together. **Comprehensive Employee Assistance Program** for businesses in the Central New York region. Individual appointments and confidential information and referral services for employees and their family members. Training for supervisors and managers on topics such as positive management techniques and the drug-free workplace education and training for employees on communication skills, stress management, smoking cessation, and many other topics.

Liberty Resources Inc. - Maxwell House

Service Type: Supervised Community Residence

Website: <http://www.liberty-resources.org/programs/showProgram.cfm?program=33>

Location: Maxwell House, Oneida, NY

Hours: Monday thru Friday and occasionally exceptions are made for weekends

Contact:

- Phone: 315-363-8345
- Fax: 315-280-0482

Payment: Varies by service, call for update

Area served: Madison County

Population Served: Men 18 years and older in recovery

Capacity: 18 beds

Certification: New York State Office of Alcoholism and Substance Abuse Services (OASAS)
Services: Serves men who are in early recovery in a supervised residential environment with access to a full range of treatment and support services. The criteria for program admission are as follows: Must be 18 years of age or older, Diagnosis of alcohol/chemical dependency, Abstinent from alcohol and mood-altering drugs, except drugs prescribed by a physician familiar with the person's treatment for chemical dependence. Must have completed a course of chemical dependence treatment or rehabilitation in an inpatient or outpatient setting, or be involved in an intensive course of chemical dependency treatment in an outpatient setting. Must be in need of continued care in a structured residential setting. Is in need of chemical dependency services on an outpatient basis and these services must be confirmed with an outpatient provider. Does not have a psychiatric or developmental disability that would render the individual incapable of participating in the program and level of care available in this program.

Narcotics Anonymous

Service Type: Substance Abuse

Website: <https://www.madisoncounty.ny.gov/mental-health/consumer-self-helpadvocacy-meetings-and-resources>

Location: Please refer to the website for local listings

Hours: Please refer to the website for local listings

Contact:

- Phone: 315-472-5555

Payment: Free

Area Served: Statewide

Population Served: Drug Abuse

Capacity: N/A

Certification: non-profit organization

Services: Counseling in self-help for substance abuse. Regular support group meetings for a local listing see above website from the Madison County Mental Health Department.

Alternatives to Incarceration

Madison County Probation Department

Service type: Alternatives to Incarceration (ATI)

Website: <http://www.criminaljustice.ny.gov/opca/madison.htm>

Location: Veterans Memorial Bldg, Box 23, Wampsville, NY 13163

Hours: Monday, Wednesday - Friday, 8:00 am – 5:00 pm and Tuesday 8:00 am – 8:00 pm

Contact person: Karen Birch

- Phone: 315-366-2351

Payment: Free

Area Served: Madison County

Population served: Criminals released from jail by Local Conditional Release Commission

Capacity: N/A

Certification: NY State Division of Criminal Justice Services

Services: Agency services include the preparation of pre-sentence investigations and reports for the criminal courts and the supervision of criminals sentenced to probation. Investigation and supervision functions are also provided for criminals released from jail by the Local Conditional Release Commission. Intake, investigation and supervision services are provided for Family Court. Many discretionary services for pretrial and alternative sentencing are also provided.

Madison County Probation Department - Intensive Supervision Program

Service type: Alternatives to Incarceration (ATI)

Website: <http://www.criminaljustice.ny.gov/opca/madison.htm>

Location: Veterans Memorial Bldg, Box 23, Wampsville, NY 13163

Hours: Monday, Wednesday - Friday, 8:00 am – 5:00 pm and Tuesday 8:00 am – 8:00 pm

Contact person: Karen Birch

- Phone: 315-366-2351

Payment: Free

Area Served: Madison County

Population served: Offenders who would otherwise be incarcerated

Capacity: N/A

Certification: NY State Division of Criminal Justice Services

Services: The Intensive Supervision Program (ISP) is an Alternative to Incarceration operation provided to superior courts and Local Conditional Release Commissions by participating probation departments. ISP offers a credible sentencing and community supervision option for offenders who would otherwise be incarcerated. Agency services provided are primarily eligibility assessments, court ordered restrictions, monitoring, field supervision and intensive supervision.

Madison County Probation Department – Pretrial Services

Service type: Alternatives to Incarceration (ATI)

Website: <http://www.criminaljustice.ny.gov/opca/madison.htm>

Location: Veterans Memorial Bldg, Box 23, Wampsville, NY 13163

Hours: Monday, Wednesday - Friday, 8:00 am – 5:00 pm and Tuesday 8:00 am – 8:00 pm

Contact person: Karen Birch

- Phone: 315-366-2351

Payment: Free

Area Served: Madison County

Population served: Offenders unable to post bail

Capacity: N/A

Certification: NY State Division of Criminal Justice Services

Services: This project provides all criminal court clients, initially unable to post bail, the opportunity to be interviewed to determine eligibility for release from jail. The interview process objectively assesses the defendant's qualifications for release through release on his/her own recognizance (ROR), or, where the court determines the risk of absconding to be greater, through release under supervision (RUS). Program operations include screening, eligibility determinations, monitoring functions where appropriate and court notification of those who fail to satisfy release requirements.

Mental Health

BRiDGES- Suicide Prevention and Education

Service Type: Suicide Prevention

Website: <http://www.bridges-mccasa.org/>

Location: 3059 Seneca Turnpike, Suite E, Canastota, NY 13032

Hours: Monday – Friday 8:00 am – 5:00 pm

Contact:

- Phone: 315-697-3947 & 1-866-443-5744
- Fax: 315-697-2708

Payment: Free

Area Served: Madison, Oneida, Herkimer Counties

Population Served:

Capacity: N/A

Certification: non-profit organization

Services: BRiDGES has been involved with Suicide Prevention & Education at a local level in an effort to raise community awareness of this issue. A local suicide coalition, comprised of individuals from many different disciplines, has been meeting monthly at BRiDGES. Written materials focusing on suicide identification, prevention and intervention are available to any who are interested and have been distributed throughout the community to doctor's offices, funeral homes, schools and human service agencies, among others. The coalition sponsors regular trainings for community members.

Catholic Charities of Oneida & Madison Counties

Service Type: Counseling Services

Website: <http://www.catholiccharitiesom.org/> or
<https://www.facebook.com/catholiccharitiesutica>

Location: 248 Main St., Oneida, NY, 13421

Hours: Monday – Friday 8:00 am – 5:00 pm

Contact:

- Phone: 315-363-5274

Payment: Self-pay and Medicaid

Area served: Madison and Oneida counties

Population Served: Individuals, Families and Couples

Capacity: N/A

Certification: non-profit organization

Services: People have sought out Catholic Charities counseling services for assistance in coping more effectively with depression, anxious or stressful feelings, anger and aggression, parenting matters, grief, substance and alcohol related difficulties, relationship communication and disruption, in addition to other concerns. During an initial appointment in our Oneida office, you will meet with a qualified and knowledgeable person to assist you in identifying realistic goals and expectations, as well as to discuss how the goals may be accomplished. Our Staff is professional, respectful, and dedicated to safeguarding the confidential nature of our partnership with you.

Consumer Services of Madison County

Service Type: Mental Health

Website: <http://www.csomc.org/>

Location:

- 1019 Northside Shopping Center, Oneida, NY, 13421 (Main Office)
- 201 Cedar St., Oneida, NY 13421 (Care-Free Drop-In Center)

Hours: Monday – Friday 8:00 am – 5:00 pm (Main Office)

Monday, Wednesday, Friday 6:00 pm – 9:30 pm & Saturday 10:00 am – 2:00 pm
(Care-Free Drop-In Center)

Contact:

- Phone: 315-361-9131 (Main Office)
- Phone: 315-361-8413 (Care-Free Drop-In Center)

Payment: Free

Area served: Madison County

Population Served: Mental Illness

Capacity: N/A

Certification: non-profit organization

Services: A mental health consumer self-help and advocacy agency, drop-in center, representative payee services, and Child Intensive and Supportive Case Management.

Care-Free Drop-In Center -The drop-in center provides a variety of services for mental health consumers including providing a safe place to socialize, low cost meals twice a week, peer support and recreational activities.

Peer Specialist- Consumer Services employs a Peer Specialist to provide community based support services to seriously and persistently mentally ill adults in Madison County. A Peer Specialist is a trained mental health professional that provides case management like services in the form of advocacy coordination of services and referral services to mental health and social resources in the community.

Representative Payee Services -Our Representative Payee Program provides the following Financial services: The establishment of individual checking and savings accounts with dual signatures; the development of a monthly budget to meet an individual's basic needs of shelter and food; the development of debt payment plans; and, the distribution of monthly personal needs allowance moneys.

Short-term Housing Program- Consumer Services operates a fully furnished apartment through the City of Oneida Housing Authority. The apartment program is designed meet the short-term (six to eight weeks) housing needs of mental health consumers in Madison County. To qualify for this program one must have a demonstrated housing need, a recognized mental health diagnosis and be a resident of Madison County.

Case Management Services -Child and Youth Intensive Case Managers (ICM's) and Supportive Case Managers (SCM's) work with children with severe emotional, behavioral or mental health disorders. Both ICM's and SCM's work with families to stabilize children in the community and maximize their functioning in school, home and social settings. **Criteria for Enrollment:** A child must be below the age of 18 at the time of the referral for services; A child must have a recognized DSM-IV mental health diagnosis or meet the criteria for such a diagnosis; a child's emotional, behavioral or mental health problem must be interfering with normal functioning in the community, in the home or at school.

Coordinated Children's Services Initiative -CCSI is a community-based program that provides a variety support services directly to the parents of children with emotional or behavioral problems. These services take the form of parent to parent support, advocacy and the utilization of flexible fund dollars. CCSI also sponsors group support meetings for parents and biannual seminars for both parents and professionals.

Early Education Intervention (EEI) -The EEI Program is a school and community based resource that serves children less than seven years of age who exhibit emotional, behavioral or mental health problems. An Early Education Therapist works closely with parents and early education professionals in Daycare, Headstart and School settings to reduce the incidence of disruptive behaviors and facilitate the development of social and coping skills.

Liberty Resources Inc. - Health Home Care Management

Service Type: Behavioral Health Services

Website: <http://www.liberty-resources.org/programs/showProgram.cfm?program=35>

Location: 218 Liberty St., Oneida, NY 13421

Hours:

Contact:

- Phone: 315-363-0048

Payment: Varies by service, call for update

Area served: Madison County

Population Served: Individuals 18 years and older with serious mental illness

Capacity: N/A

Certification: non-profit organization

Services: Health Home Care Management services are designed to assist persons 18 and older with a serious mental illness who live in Madison County in obtaining needed mental health, medical, social, psychological, educational, financial, vocational, and other services to maintain maximum level of independence and community functioning. All participants have a diagnosed serious mental illness, demonstrate significant functional impairments which impact their ability to function independently within the community, and need support to connect to and/or maintain their ongoing outpatient mental health services. These individuals have high utilization of mental health services and are at risk for crisis or acute care. The target population may include homeless individuals, individuals with multiple disabilities, individuals with forensic involvement, or any individual with a serious mental illness whose community placement is at risk due to difficulty in adhering to needed outpatient mental health services.

Liberty Resources Inc. - Venture House

Service Type: Mental Health Housing

Website: <http://www.liberty-resources.org/programs/showProgram.cfm?program=34>

Location: Venture House, Oneida, NY

Hours: 24/7

Contact:

- Phone: 315-363-1441

Payment: State Regulated Fee for rent

Area served: Madison County

Population Served: Adults 18 years or older who meet DSM-IV Criteria

Capacity: 10 beds

Certification: non-profit organization

Services: Venture House accommodates adults diagnosed with a severe and persistent mental illness who meet the DSM-IV criteria. Venture House staff provide 24 hour a day/7 day a week support and supervision for the residents of the house. All residents partake in programming/treatment with providers throughout the community to address their mental health and/or substance abuse issues. Additionally, residents have ample opportunity to practice or regain independent living skills under staff instruction and supervision.

Liberty Resources Inc. - Supportive Apartment Program

Service Type: Mental Health Housing

Website: <http://www.liberty-resources.org/programs/showProgram.cfm?program=34>

Location: Various Apartment sites

Hours: 24/7

Contact:

- Phone: 315-363-1441

Payment: State Regulated Fee for rent

Area served: Madison County

Population Served: Adults 18 years or older who meet DSM-IV Criteria

Capacity: 8 beds

Certification: Grant funded program through New York State Department of Health

Services: The program offers three apartments with double occupancy and two apartments with single occupancy. The apartments are all within walking distance of desired community resources. Staff is available 24 hours a day and seven days a week for any needs of the residents. Residents are also encouraged to partake in programming/treatment with providers throughout the community to address their mental health and/or substance abuse issues. Additionally, residents have ample opportunity to practice or regain independent living skills under staff instruction and supervision.

Madison County Mental Health Department

Service Type: Mental Health/Substance Abuse

Website: <https://www.madisoncounty.ny.gov/mental-health/open-access-madison-county-mental-health-department>

Location: Veterans Memorial Building, PO Box 608, N. Court St., Wampsville, NY 13163

Hours: Monday, Thursday, Friday 8:00 am - 5:00 pm

Tuesday, Wednesday 8:00 am – 8:00 pm

Contact: Dr. Steven L. Adams, Clinic Program Director

- Phone: 315-366-2327 or 1-800-721-2327
- 24-hour Crisis Line: 315-366-2215 Or 1-800-721-2215

Payment: Fees are set on a sliding scale according to household income. Fees can range between \$10 per visit and \$150 dollars per visit. Payment plans can be arranged by special request. We accept Medicaid, Medicare, and most health insurance plans

Area served: Madison County

Population Served: Mental Illness; drug abuse; alcohol abuse; youth and adults

Capacity: N/A

Certification: New York State Office of Mental Health

Services: The program is divided into four service units - Adult, Children and Youth, Crisis, and Forensic Services. Services may include verbal therapy, medication management, skills training, and psycho-educational modules. Psychotherapy is available to individuals (of all ages), families, couples, and groups at the Wampsville office. Adult and adolescent aggression reduction therapy, diagnostic assessment, sex-Offender treatment, Adult Intensive Case Management, Forensic Services, Partner Violence Prevention Program are also available. Contracted consultation services are also provided to areas BOCES, Cazenovia and Chittenango Schools and Head Start programs.

Crisis Services - The Mental Health Department offers a 24-hour crisis line. Callers can access a clinic staff member at anytime. The Crisis Line also provides information and referral services from 9AM-5PM. Crisis workers are available on site at the Mental Health Department from 9AM-5PM and by telephone from 5PM-9AM to deal with emergency situations. Individuals are also seen at the office on an emergency walk-in basis. Crisis workers also go to area hospitals, jails and schools when necessary for emergency mental health assessments. Crisis Services are provided at no cost to the client.

Inpatient Services - Madison County does not have any inpatient psychiatric hospitals. Most inpatient referrals are made through the Comprehensive Psychiatric Evaluation Program (CPEP), located at St. Joseph's hospital in Syracuse. A person referred to CPEP would be evaluated to determine the need for inpatient treatment and CPEP would facilitate the admission process into one of the several area hospitals: St. Joseph's, Benjamin Rush, Community General, Hutchings Psychiatric Center and SUNY Health Sciences Center in Syracuse, and St. Luke's and St. Elizabeth's in Utica.

Psychiatry Services - Madison County Mental Health Department employs several part-time Psychiatrists to address this need for both children and adults. Psychiatry referrals are received through the regular intake process.

National Eating Disorder Association's (NEDA) Helpline

Service Type: Eating Disorder helpline

Website: <http://www.nationaleatingdisorders.org/>

Location: N/A

Hours: Monday-Thursday from 9:00 am - 9:00 pm and Friday from 9:00 am - 5:00 pm

Contact:

- Phone: 1-800-931-2237

Payment: Free

Area Served: Statewide

Population Served: Individuals with eating disorders

Capacity: N/A

Certification: non-profit organization

Services: NEDA's Information and Referral Helpline is a great place to start if you are contemplating getting help or already know that it is what you need, as we are equipped with the necessary resources to help you find treatment, support groups and research studies that can be of assistance. We also have a variety of programs designed to provide personal support to individuals who are suffering and family members who are supporting a loved one with an eating disorder. From insurance issues to loss support to recovery maintenance, NEDA has programs and resources that can help.

National Suicide Prevention Lifeline**Service Type:** Suicide prevention**Website:** <http://www.suicidepreventionlifeline.org/>**Location:** N/A**Hours:** 24/7**Contact:**

- Phone: 1-800-273-8255

Payment: Free**Area Served:** Statewide**Population Served:** Mental Health**Capacity:** N/A**Certification:** non-profit organization

Services: If you feel you are in a crisis, whether or not you are thinking about killing yourself, please call the Lifeline. People have called us for help with substance abuse, economic worries, relationship and family problems, sexual orientation, illness, getting over abuse, depression, mental and physical illness, and even loneliness.

Samaritan Counseling Center: Hamilton Office**Service Type:** Mental Health**Website:** <http://www.samaritancentermv.com/>**Location:** 3-5 Madison St., 2nd Floor, Suite 1, Hamilton, NY, 13346**Hours:** Monday – Thursday 8:30 am – 8:30 pm

Friday 8:00 am – 5:00 pm

Contact: James Goldstein

- Phone: 315-824-5016 or 315-724-5173

Payment: Fee is on a sliding scale**Area served:** Madison, Oneida, Herkimer, Otsego and Chenango counties**Population Served:** Couples and Families in need of Family Therapy**Capacity:** N/A**Certification:** non-profit organization

Services: Samaritan Counseling Center is a private, nonprofit 501(c) corporation that provides counseling services with a spiritual dimension to individuals, couples and families. The agency is supported by insurance reimbursement, fees and donations. Services provided include individual, couples and family therapy, child and adolescent services for behavioral, school and mental health issues, depression and anxiety, evaluations for family court, impaired driver evaluations for criminal court and the DMV and ongoing services to active duty and service members including Military One Source EAP counseling options.

Single Point of Access (SPOA)**Service Type:** Mental Health**Website:** <http://www.nyc.gov/html/doh/html/mental/spoa.shtml>**Location:** Madison County Mental Health Department, Veterans Memorial Bldg., N. Court. St., Wampsville, NY 13163**Hours:** Monday, Thursday, Friday 8:00 am - 5:00 pm

Tuesday, Wednesday 8:00 am – 8:00 pm

Contact:

- Phone: 315-366-2327

Payment: N/A

Area served: Madison County

Population Served: Serious Mental Illness

Capacity: N/A

Certification: New York State Office of Mental Health

Services: SPOA is part of the NYSOMH 2000-2001 initiatives designed to expand the county's existing community based mental health system and help make it a more cohesive and better coordinated system.

Developmental Disabilities

The ARC Madison Cortland

Service Type: Development Disabilities

Website: <http://www.madisoncortlandarc.org/home.html> or
<https://www.facebook.com/pages/Madison-Cortland-ARC/99395547332>

Location: 701 Lenox Ave., Oneida, NY, 13421

Hours: Monday – Friday 8:00 am – 4:00 pm

Contact:

- Phone: 315-363-3389

Payment: varies by service, call for update

Area served: Madison and Cortland Counties

Population Served: People with Developmental Disabilities

Capacity: Varies by service

Certification: non-profit organization

Services: The Arc of Madison Cortland has been providing services to people with intellectual and other developmental disabilities in Madison and Cortland counties. The Arc of Madison Cortland is committed to helping people with disabilities and their families by providing quality services. Madison Cortland ARC provides a wide array of services including: A Little Respite Center Madison County; Hourly Respite Services; Alternatives Vocational Services (AVS) Madison County; Transportation Program Madison County; Clinical Services; Day Habilitation; Guardianship Program/Services; Residential Services; Senior Program; Service Coordination.

ARISE

Service Type: Disabilities

Website: <http://www.ariseinc.org/>

Location: 131 Main St., Suite 107, Oneida, NY 13421

Hours:

Contact:

- Phone: 315-363-4672

Payment: Varies by service

Area served: Madison, Onondaga, Oswego, Cayuga, and Seneca counties

Population Served: People with Disabilities

Capacity: Varies by service

Certification: non-profit organization

Services: As a non-profit, community-based organization we work to ensure that everyone, regardless of disability, has the power to make life choices and achieve their dreams. Navigating the world of disability services can often be confusing and overwhelming for many families. Whether you have a simple question or have no idea where to start, we're here to help. As a designated non-residential Independent Living Center, we are organized and directed by people with disabilities. Many of our services are available to people of all ages who have all types of disabilities.

ARISE at the Farm – “Recreation for People of All Abilities”

Service Type: Recreational Activities for Individuals with Disabilities

Website: <http://www.ariseinc.org/recreation-art/arise-at-the-farm/>

Location: 1972 New Boston Rd, Chittenango, NY 13037

Hours:

Contact:

- Phone: 315-687-6727

Payment:

Area served: Madison, Onondaga, Oswego, Cayuga, and Seneca counties

Population Served: People with Disabilities

Capacity:

Certification: non-profit organization

Services: **ARISE at the Farm** is our accessible, inclusive recreation center located on a 77-acre working horse farm in Chittenango, NY. Focused on the needs and interests of individuals with disabilities in the Central New York region, **ARISE at the Farm** is open throughout the year and offers a variety of recreational activities.

Heritage Farm

Service Type: Case Mgmt/Day Services/Community

Website: <http://www.heritagefarminc.org/>

Location: 3599 State Route 46 Bouckville, NY 13310-9758

Hours: Monday – Friday 9:00 am – 3:00 pm

Contact:

- Phone: 315-893-1889

Payment: Varies by service

Area served: Madison and Oneida counties

Population Served: People with Developmental Disabilities

Capacity: Varies depending on the service

Certification: non-profit organization

Services: A unique farm setting provides case management, respite, vocational and day services for individuals with developmental disabilities and their families.

Community Habilitation: Our staff members work with their participants on improving skills in the areas of Personal hygiene, Money, Pro-social behaviors, Housekeeping, Self-advocating, Life-safety, Travel training, and Self-care.

Day Habilitation: We assist our participants to develop skills in many areas including positive social behaviors, communication, patterns of living, safety, competency in housekeeping,

personal care, health care, health related and recreation activities, self-advocacy, community inclusion and relationship building, money management, reading and writing as well as many other skills areas all through utilizing our vast rural resources and opportunities.

Liberty Resources Inc. – Individualized Resident Alternatives (IRAs)

Service Type: Supervised Housing

Website: <http://www.liberty-resources.org/programs/dd.cfm>

Location:

- Bridgeport IRA, Kirkville, NY
- Canastota IRA, Canastota, NY
- Ravine IRA, Canastota, NY
- Chittenango IRA, Chittenango, NY
- Nelson IRA, Cazenovia, NY

Hours: 24/7

Contact:

- Phone: 315-425-1004

Payment: State Regulated Fee for rent

Area served: Madison County

Population Served: People with Developmental Disabilities

Capacity: Varies by IRA

Certification: NYS Office for People with Developmental Disabilities (OPWDD)

Services: The scope of services includes assistance with daily living and encouragement to complete tasks as independently as possible, transportation, medical needs and participation in a day service. Staff are trained in CPR/First Aid, medication administration procedures, crisis intervention techniques, and provide 24 hour oversight. Registered nurses provide essential oversight at each home.

Liberty Resources Inc. - Madison Day Habilitation

Service Type: Day Habilitation

Website: <http://www.liberty-resources.org/programs/showProgram.cfm?program=12>

Location: 110 N. Main St., Canastota, NY 13032

Hours: Varies by activity

Contact:

- Phone: 315-425-1004

Payment:

Area served: Madison County

Population Served: People with Developmental Disabilities

Capacity: 28 individuals

Certification: NYS Office for People with Developmental Disabilities (OPWDD)

Services: Everyone gathers at the site in the morning and then small groups leave for planned activities or volunteer assignments in the community. At the site, there are separate rooms for small group activities and a large, fully accessible kitchen where skill building cooking projects are undertaken. Currently, most individuals are involved in volunteer work.

Madison County Health Department – Children with Special Health Care Needs

Service Type: Developmental/Physical Disabilities

Website: <http://www.healthymadisoncounty.org/programs/ei-services.htm>

Location: Madison County Complex, Bldg 1, 133 North Court St., Wampsville, NY 13163

Hours: Monday – Friday 8:00 am – 5:00 pm

Contact:

- Phone: 315-366-2361

Payment: Free

Area served: Madison County

Population served: Children with special needs and their families

Capacity: N/A

Certification: New York State Department of Health

Services: Children with Special Health Care Needs- referral program for children birth to 21 years who have or are suspected to have a serious chronic physical, developmental, behavioral or emotional condition requiring health and related services beyond those most children would need. Helps families with referrals to specialty care providers. Assists families to access health insurance and medical home Information and referral to appropriate programs.

Child Find (K.I.D.S. Keeping Kids Developmentally Sound) -Helps parents of children 0-2 years at risk for developmental delay to track the development of their children. Provides education and information on normal growth and development

Early Intervention -Serves children 0-2 years of age with a confirmed disability or established developmental delay. Therapeutic and support services include: family education, counseling, special instruction, speech, occupational and physical therapy, service coordination, nursing, nutrition, social work, assistive technology devices and services

Education and Transportation of Handicapped Children Program - Provides appropriate therapeutic and educational services for children 3-5 years of age. Eligibility is determined through multi-disciplinary evaluation process and services approved based on child's needs and recommendation by their school district's Committee of Preschool Special Education. Services that may be approved include: speech, physical and occupational therapies, special education itinerant teachers and special education classroom programs.

Ride 4 Life Therapeutic Horseback Riding

Service Type: Physical/Developmental Disabilities

Website: <http://ridelifeequinefamily.wix.com/rflequine>

Location: 7762 N Court St. Canastota, NY 13032

Hours: Varies by service

Contact:

- Phone: 315-363-4856

Payment: Varies by service, call for pricing

Area Served: Madison County

Population Served: Individuals with physical or developmental disabilities

Capacity: Varies by service

Certification: non-profit organization

Services: We strive to give our participants the very best care and attention by making sure all their needs are met while here with us at Ride For Life. The Ride For Life Team will always have a smile and encouraging word to share with our riders because they are our number one priority.

Maternal/Perinatal

Care Net Pregnancy Center of Central NY: Morrisville Office

Service Type: Maternal

Website: <http://www.carenetcares.com/>

Location: 89 E. Main St., Morrisville, NY 13048

Hours: Monday, Tuesday and Thursday 10:00 am – 5:00 pm

Contact:

- Phone: 315-684-3003

Payment: Free

Area served: Madison, Oneida and Herkimer counties

Population Served: Pregnant women, women

Capacity: N/A

Certification: non-profit organization

Services: Pregnancy testing, ultrasound with physician to confirm pregnancy, options counseling, LEAP to success mentoring program and abortion recovery- support group or individual.

Family Planning Benefit Program (FPBP)- Madison County Department of Social Services

Service Type: Family Planning

Website: <https://www.madisoncounty.ny.gov/social-services/medical-assistance-family-planning-benefit-program>

Location: Madison County Complex, Bldg 1, 133 North Court St., Wampsville, NY 13163

Hours: Monday – Friday 8:00 am – 5:00 pm

Contact:

- Phone: 315-366-2211

Payment: Co-pays (please check website for updated co-pays)

Area served: Madison County

Population Served: Low income women under the age of 21

Capacity: N/A

Certification: New York State Department of Health

Services: reproductive health history and physical exam, FDA approved birth control methods/supplies, pregnancy testing and counseling, preconception counseling and emergency contraception

Planned Parenthood Mohawk Hudson

Service Type: Family Planning/HIV Testing

Website: <http://www.plannedparenthood.org/planned-parenthood-mohawk-hudson>

Location: 603 Seneca St., Ste. 5, Oneida, NY 13421

Hours: Monday and Thursday 8:00 am - 4:00pm

Tuesday 12:30 pm – 7:30 pm

Wednesday 9:00 am – 5:30 pm

Friday 8:00 am – 3:00 pm

Wednesdays from 2:30 pm -4:15 pm and Fridays from 8:00 am - 10:00 am (Walk-In services provided)

Contact:

- Phone: 315-363-3590

Payment: Insurance, self-pay, sliding scale, Medicaid, some free services

Area Served: Madison, Oneida, Schoharie, Montgomery and Herkimer counties

Population Served: Women and Men

Capacity: N/A

Certification: Licensed by the New York State Department of Health

Services: Abortion Services, Birth Control, HIV Testing, LGBT Services, Men's Health Care, Morning-After Pill (Emergency Contraception), Pregnancy Testing & Services, STD Testing Treatment & Vaccines, Women's Health Care

WIC - Madison County Health Department

Service Type: Maternal/Child

Website: <http://www.healthymadisoncounty.org/aboutus/faq-wic.htm>

Location: County Office Complex, Bldg 5, 138 North Court St., Wampsville, NY 13163

Hours: Monday – Friday, 8:00 am – 5:00 pm

Contact:

- Phone: 315-363-3210

Payment: Free

Area served: Madison County

Population Served: Women and children up to age 5

Capacity: N/A

Certification: New York State Department of Health

Services: WIC is a special supplemental food program that provides nutritious foods, milk, juice, formula and other items to low income pregnant or breastfeeding women, infants and children up to age 5. WIC appointments are available locally in Canastota, Cazenovia, Chittenango, Hamilton, Leonardsville, Madison, and Morrisville by calling the 315-363-3210 number.

Health/Chronic Disease Prevention & Education

Access Care Resources for Health (ACR Health)

Service Type: AIDS resources/Chronic disease support

Website: <http://www.acrhealth.com/>

Location:

- 401 Columbia St., Utica, NY 13502 (Utica Office)
- 627 West Genessee St., Syracuse, NY 13204 (Main Office)

Hours: Monday – Friday 8:30 am – 4:40 pm

Contact:

- Phone: 315-793-0661 (Utica Office)
- Phone: 315-475-2430 (Main Office)

Payment: Varies by service

Area served: Madison, Cayuga, Herkimer, Jefferson, Lewis, Oneida, Onondaga, Oswego, and St. Lawrence counties

Population Served: Individuals with Chronic Diseases including HIV/AIDS

Capacity: N/A

Certification: non-profit organization

Services: ACR Health is a not-for-profit, community-based organization providing a range of support services to individuals with chronic diseases, including HIV/AIDS, diabetes, heart disease, obesity, asthma, substance use disorders, and serious mental illnesses, with the goal of positive health outcomes. Furthermore ACR Health provides a wide variety of targeted prevention and sexual health services to individuals, from youth through adulthood, as well as to community groups and organizations, with the goal of informed and responsible decision making. ACR Health, a legacy of AIDS Community Resources.

Cancer Service Program for Oneida-Herkimer-Madison Counties

Service Type: Breast/Cervical/Colorectal Cancer Screenings

Website: <http://www.healthymadisoncounty.org/programs/comm-cancerserv.htm>

Location: Oneida County Health Department, 185 Genessee St., Utica, NY 13501

Hours: Monday – Friday 8:30 am – 4:00 pm

Contact:

- Phone: 315-798-5248 or 1-866-442-2262

Payment: Free

Area served: Madison, Oneida and Herkimer counties

Population Served: Uninsured and underinsured men and women

Capacity: N/A

Certification: Grant funded program by New York State Department of Health

Services: The program provides no cost breast, cervical, and colorectal screening for uninsured or underinsured men and women in Oneida, Herkimer and Madison counties, who meet program criteria. Follow up care and case management is provided for those who need further services. Treatment money is also available to those eligible.

Madison County Health Department

Service Type: Public Health

Website: <http://www.healthymadisoncounty.org/>

Location: Madison County Complex, Bldg 1, 133 North Court St., Wampsville, NY 13163

Hours: Monday – Friday 8:00 am – 5:00 pm

Contact:

- Phone: 315-366-2361

Payment: Free

Area served: Madison County

Population Served:

Capacity: N/A

Certification: New York State Department of Health

Services: Children with Special Health Care Needs provides services to overcome barriers and foster the healthy development of children and families within the community.

The Community Health division provides education, programs and services necessary to promote health in the community.

Environmental Health enhances the quality of life in Madison County by implementation of effective and efficient environmental health programs to protect the public health, safety and the environment.

Health Education and Promotion uses evidence-based research and practices, the Health Promotion Division designs and develops strategies to communicate accurate health information and deliver quality programming for residents to increase knowledge and skills and to positively influence policy and practices, improving health and quality of life.

Smoking Cessation

BRIDGES

Service Type: Smoking Cessation and Prevention Program

Website: <http://www.bridges-mccasa.org/>

Location: 3059 Seneca Turnpike, Suite E, Canastota, NY 13032

Hours: Monday – Friday 8:00 am – 5:00 pm

Contact:

- Phone: 315-697-3947 & 1-866-443-5744
- Fax: 315-697-2708

Payment: Free

Area Served: Madison, Oneida, Herkimer Counties

Population Served: Smokers 18 years and older and Youth

Capacity: N/A

Certification: non-profit organization

Services: Reality Check is a statewide youth led movement against the manipulative marketing practices of the tobacco industry.

Comprehensive Employee Assistance Program for businesses in the Central New York region. Individual appointments and confidential information and referral services for employees and their family members. Training for supervisors and managers on topics such as positive management techniques and the drug-free workplace education and training for employees on communication skills, stress management, smoking cessation, and many other topics.

New York State Smokers' Quitline

Service Type: Smoking Cessation

Website: <http://www.nysmokefree.com/default.aspx>

Location: N/A

Hours: Monday - Thursday 9:00 am – 9:00 pm, Friday, Saturday & Sunday 9:00 am – 5:00 pm
Taped message library and tip of the day - 24 hours /7 days a week

Contact:

- Phone: 1-866-697-8487
- Voice or TTY: 7-1-1, give the operator the Quitline number

Payment: Free

Area Served: Statewide

Population Served: Smokers 18 years and older

Capacity: N/A

Certification: Grant funded by New York State Department of Health

Services: The New York State Smokers' Quitline is free and confidential service that provides effective stop smoking services to New Yorkers who want to stop smoking.

General Human/Social Service Agencies

American Red Cross of Central New York

Service Type: Human Service

Website: <http://www.redcross.org/ny/syracuse> or <https://www.facebook.com/arceny>

Location:

- 344 West Genesee Street, Syracuse, NY 13202 (Main Office)
- 134 Vanderbilt Ave, Oneida, NY 13421 (Local Office)

Hours: 24 Hours (Main Office)

Contact: Carl Carlstead, Volunteer Coordinator and Susan Pope, Disaster Program Manager

- Phone: 315-234-2200 (Main Office)
- Phone: 315-363-2900 (Local Office)

Payment: Free

Area served: Madison and Oneida counties

Population Served: Community

Capacity: N/A

Certification: non-profit organization

Services: The American Red Cross exists to provide compassionate care to those in need. Our network of generous donors, volunteers and employees share a mission of preventing and relieving suffering, here at home and around the world, through five key service areas: Disaster Relief, Supporting America's Military Families, Lifesaving Blood, Health and Safety Services and International Services.

Catholic Charities of Oneida & Madison Counties

Service Type: Human/Social Services

Website: <http://www.catholiccharitiesom.org/> or
<https://www.facebook.com/catholiccharitiesutica>

Location:

- 1408 Genesee Street, Utica, NY, 13502 (Main Office)
- 248 Main St., Oneida, NY, 13421 (Local Office)

Hours: Monday – Friday 8:00 am – 5:00 pm

Contact:

- Phone: 315-724-2158 (Main Office)
- Phone: 315-363-5274 (Local Office)

Payment: Free

Area served: Madison and Oneida counties

Population Served: Community/low income

Capacity: Varies by service

Certification: non-profit organization

Services: At Catholic Charities of Oneida/Madison Counties we provide services to those in our community that are most in need. We reach out a helping hand to provide food, clothing and shelter for those who do not have basic needs. We provide housing to those struggling with mental illness; and those in recovery from alcohol and drug abuse. More than these material items; we offer hope, encouragement, optimism and strength for the future. Whether through our

parenting program, case management, a week at Camp Nazareth, or a stay in one of our residences, individuals will be prepared to meet the challenges of daily life utilizing new skills.

Community Action Partnership for Madison County

Service Type: Human Service

Website: <http://www.capmadco.org/>

Location:

- 3 East Main Street, Morrisville NY, 13408 (East Main Office)
- 1072 Northside Shopping Center, Oneida, NY 13421 (Oneida Office)
- 1001 New Market Drive, Canastota, NY 13032 (Canastota Office)

Hours: Monday – Friday 8:30 am - 4:30 pm

Contact:

- Phone: 315-684-3144 (East Main Office)
- Phone: 315-280-0889 (Oneida Office)
- Phone: 315-697-3588 (Canastota Office & Nutrition Outreach and Education Program)
- Email: capmadco@gmail.com

Payment: Free

Area served: Madison and Otsego counties

Population Served: Individuals, Families, Youth

Capacity: Varies by service

Certification: non-profit organization

Services: Programs for Individuals: Early Childhood, Special Education Advocacy, Youth Mentoring. Programs for Families: Family Action, Self-sufficiency/stabilization and Housing Assistance. Programs for Communities: Mary Rose Clinic, Food Pantries and Food Resources, Partnerships and Help with healthcare.

Community Action Partnership – The Mary Rose Clinic

Service Type: Primary Care Clinic

Website: <http://www.maryroseclinic.org/>

Location: 1081 Northside Shopping Center, Oneida NY 13421

Hours: Wednesday 4:00 pm – 8:00 pm and Thursday 10:00 am – 2:00 pm

Contact:

- **Phone:** 315-280-0855
- **Fax:** 315-367-0031
- **E-mail:** nverro@capmadco.org

Payment: Free

Area served: Madison County

Population Served: Uninsured /Underinsured Adults & Youth 16 years and up

Capacity: No medical emergencies

Certification: non-profit organization funded by The Gorman Foundation

Services: The Mary Rose Clinic, Oneida Free Medical Health for the Uninsured and Underinsured, exists to provide primary healthcare services to low-income, uninsured and underinsured adults within Madison County and the surrounding areas. We believe high quality healthcare is a basic human right regardless of socioeconomic status.

Cornell Cooperative Extension of Madison County**Service Type:** Human Services**Website:** <http://madisoncountycce.org/> or <https://www.facebook.com/ccemadison>**Location:** 100 Eaton St., Morrisville, NY 13408**Hours:** Monday – Friday 8:30 am – 4:30 pm**Contact:**

- Phone: 315-684-3001 (Main Office)
- Phone: 315-697-9833 (Head Start)
- Fax: 315-684-9290
- Email: madison@cornell.edu

Payment: Free**Area served:** Madison County**Population Served:** Community**Capacity:** Varies by service**Certification:** non-profit organization**Services:** 4H Youth program, Head Start, Information on gardening, improving home energy costs, food and nutrition, the environment, home and family, and agriculture**Liberty Resources Inc.****Service Type:** Human Services**Website:** <http://www.liberty-resources.org/>**Location:** 218 Liberty St., Oneida, NY**Hours:** Monday - Friday - 8:30 am - 4:30 pm**Contact:**

- Phone: 315-363-0048

Payment: Varies by service**Area served:** Madison County**Population Served:** Varies by service**Capacity:** Varies by service**Certification:** non-profit organization**Services: Behavioral Health** –Health Home Care Management, Venture House, Maxwell House and Supportive Apartment Program (please see the Mental Health resource section)**Child and Family Services** – Family Reunification Program, Placement Diversion Madison, Partners in Prevention (PIP), Victims of Violence (VOV).**Developmental Health** – Various Individualized Resident Alternatives (IRAs) and Day Habilitation in Canastota (please see the Developmental Disabilities resource section)**Madison County Department of Social Services****Service Type:** Social Services**Website:** <https://www.madisoncounty.ny.gov/social-services/home>**Location:** Madison County Complex, Bldg 1, 133 N Court St., Wampsville, NY 13163**Hours:** Monday – Friday 9:00 am – 5:00 pm**Contact:**

- Phone: 315-366-2211

Payment: Free**Area served:** Madison County

Population Served: Individuals with low to moderate income

Capacity: Varies by service

Certification: New York State Department of Health

Services: Individuals can apply for food stamps, view information regarding Medicaid and HEAP, peruse child support information, determine if you want to become a foster or adoptive parent, learn how to report your concerns if you think a child or adult is being abused or neglected.

Aging Population

Cazenovia Area Senior Association (CASA)

Service Type: Seniors

Website: N/A

Hours: Varies by event

Location: PO Box 273, Cazenovia, NY 13035

Contact: Julie LaBeau Wheler, Director

- Phone: 315-655-0350
- Email: Juliealabeau@aol.com

Payment: Call for updated information

Area Served: Towns of Cazenovia, Nelson and Fenner

Population Served: 55 years of age

Capacity: N/A

Certification: Funded by the towns of Cazenovia, Nelson and Fenner

Services: Membership includes any person 55 years of age and up residing in the Towns of Cazenovia, Nelson and Fenner. These townships and the Village of Cazenovia fund the activities which include educational programs, trips, and monthly luncheon and get togethers with speakers or musical groups.

Crouse Community Adult Day Services

Website: <http://www.crousecommunity.com/day/overview>

Location:

- 3045 John A. Trush Jr. Blvd., Cazenovia, NY 13035 (Cazenovia site)
- 140 Broad St., Hamilton, NY 13346 (Hamilton site)

Hours:

Contact:

- Phone: 315-655-5464 (Cazenovia site)
- Phone: 315-824-6230 (Hamilton site)
- Email: info@crousecommunity.com

Payment: Medicaid, self-pay and private insurance

Area Served: Madison and Chenango counties

Population Served: Individuals with physical, mental, medical, or social conditions

Capacity: 15 individuals per site

Certification: non-profit organization

Services: Adult Day Services helps people remain in their own homes by providing many of the services available to Crouse Community Center residents. A handicapped-accessible van transports individuals between their homes and Day Services. An onsite social worker assists the elderly and handicapped with housing needs, banking, personal paperwork, and recertification for Medicaid. A registered nurse monitors and coordinates the care plan of each participant.

Madison County Office for the Aging

Service Type: Seniors

Website: <http://www.ofamadco.org/>

Location: 138 Dominic Bruno Blvd., Canastota, NY, 13032

Hours: Monday - Friday 8:00 am to 4:00 pm (please call to make an appointment)

Contact:

- Phone: 315-697-5700
- TDD: 711
- Fax: 315- 697-5777
- Email: information@ofamadco.org

Payment: Free

Area Served: Madison County

Population Served: Seniors

Capacity: Varies by service

Certification: New York State Office of the Aging

Services: The purpose of this agency has been, and continues to be: to represent older residents' interests and concerns to public officials and others, to coordinate planning with other agencies and organizations to help promote new and expanded benefits and opportunities and to provide services to the county's older population.

Youth Services

Madison County Youth Bureau

Service Type: Youth Services

Website: <http://www.madisoncounty.ny.gov/youth-bureau/home>

Location: 138 N Court St, Wampsville, NY, 13163

Hours: Monday – Friday 8:00 am – 5:00 pm

Contact:

- Phone: 315-366-2574

Payment: Free

Service Area: Madison County

Population Served: young people

Capacity: N/A

Certification: New York State Office of Children and Family Services

Services: Local government intern program, youth leadership program and youth volunteer connection

Berkshire Farm Center: Madison Group Home

Service Type: At Risk Youth

Website:http://www.berkshirefarm.org/programs_and_services/Madison_Group_Home_15_9_sr_v.htm

Location: 3416 Fredericks Rd., Madison, NY, 13402

Hours: 24/7

Contact:

- Phone: 315-893-7290
- Fax: 315-893-7693

Payment: Medicaid and private insurance

Service Area: Madison County

Population Served: Females ages 12 -21

Capacity: 10 beds

Certification: non-profit organization

Services: The Home Treatment team aids in the cultural, clinical, recreational, and educational development of each youth by implementing the Berkshire Model of Care and Treatment (BMCT). This model builds on each youth's strengths, using "teachable moments" throughout the day to reinforce their positive behaviors. Staff members at the group home, as well as people from the community, facilitate group counseling for the youth approximately twice a week. Topics for the groups include: Independent Living, Social Skills, Anger Management, Discharge Planning, and Grief and Loss. The youth at times also help to facilitate a group.

Specialty/Other

Literacy Coalition of Madison County, NY

Service Type: Literacy

Website: <http://literacycoalitionmadisoncountyny.org/>

Location: Oneida Public Library, 220 Broad St., Oneida, NY 13421

Hours: Monday –Thursday 9:00 am – 8:00 pm, Friday 9:00 am – 5:00 pm, Saturday 10:00 am – 4:00 pm

Contact:

- Phone: 315-363-3050

Payment: Free

Area served: Madison County

Population Served: Adults and Children

Capacity: N/A

Certification: non-profit organization funded by Central New York Community Foundation

Services: We are about the business of facilitating needs analysis, problem solving, project management, public relations, training, coordination and resourcing for the dedicated groups addressing literacy. The goal is to create synergies that infuse literacy throughout the lifespan leading to an improved future. We will achieve, in the words of the national experts at *Literacy PowerLine*, "100% literacy through 100% community involvement." **See website for a complete list of literacy providers.**

Madison County Veterans Agency

Service Type: Veterans/Veterans' Dependents

Website: <https://www.madisoncounty.ny.gov/veterans/home>

Location: Madison County Office Bldg, PO Box 546, Wampsville, NY 13163

Hours: Monday – Friday 9:00am – 12:00pm and 1:00pm – 5:00pm

Contact:

- Phone: 315-366-2395

Payment: Free

Area served: Madison County

Population Served: Veterans and their families

Capacity: N/A

Certification: non-profit organization

Services: The Wampsville NY Veterans Service Agency assists Veterans and their dependents in preparing claims for benefits or privileges to which they may be entitled as administered by the US Department of Veterans Affairs.

Medical Answering Services, LLC.

Service Type: Medicaid Transportation

Website: <https://www.medanswering.com/page.taf?ID=177>

Location: P.O. Box 11998, Syracuse, NY 13218

Hours: 24/7

Contact:

- Phone: 1-800-850-5340 (Toll Free)

Area Served: Madison, Chenango, Delaware, Herkimer, Oneida, Otsego and Schoharie

Capacity: N/A

Certification: for profit company

Services: Medical Answering Services, LLC (MAS) is a New York State corporation located in Syracuse, New York. MAS provides Medicaid Transportation Management and Prior Authorization Services for New York State Department of Health as well as a number of New York State Counties.

Stoneleigh Housing Inc.

Service Type: Homeowners' Assistance/Low Income Housing

Website: <http://www.stoneleighhousing.com/>

Location: 120 E Center St, Canastota, NY 13032

Hours: Monday – Friday 8:00 am – 4:00 pm

Contact:

- Phone: 315-697-3737

Payment: Free

Service Area: Madison County

Population Served: Low to moderate income residents

Capacity: Varies by service

Certification: non-profit organization

Services:

Weatherization: Stoneleigh Housing Inc. administers the Federal Low-Income Weatherization Assistance Program in Madison County.

Home Improvement Program: Grants are available for property owners to make necessary home repairs and improvements. Eligibility for home improvement grants are based on

several factors including location and income.

RESTORE Grants: Provide emergency housing repairs to elderly clients. Clients must meet established program income guidelines.

Apartments: Stoneleigh is part owner of two apartment complexes for senior citizens and the disabled

Oneida Housing Authority

Service Type: Low Income Housing

Website: <http://www.oneidahousingauthority.com/>

Location: 226 Farrier Ave., Oneida, NY 13421

Hours: Monday – Friday 8:00am – 4:00 pm

Contact:

- Phone: 315-363-8450
- Fax: 315-363-0044

Payment: Rent is typically 30% of your gross income.

Service Area: Madison County

Population Served: Low income residents

Capacity: 100 units at Towers I development and 40 units at H.D. Brewer Apartments

Certification: non-profit organization

Services: Public Housing was established to provide decent and safe rental housing for eligible low-income families, elderly, and persons with disabilities. HUD administers federal aid to the Oneida Housing Authority (OHA) to provide decent housing for low-income residents at a rent they can afford.

Food Related

Farmers' Markets

Canastota Farmers' Market

S. Main & Hickory Streets

Hours: Saturday 8:30 am – 2:00 pm

Cazenovia Farmers' Market

Cannon Park, Albany Street.

Phone: 315-655-9243 or 315-655-8639

Hours: Saturday 9:00am – 5:00 pm (10:00 am Sept-Nov), Early May - Early November.

City of Oneida Farmers' Market

Oneida and Williams Sts.

Phone: 315-363-4300

Hours: Thursday 9:00 am – 5:00 pm, Late June - End October.

Hamilton Farmers' Market

Village Green, between Broad & E. Broad Sts.

Phone: 315-824-1111

Hours: Saturday 8:00 am – 1:00 pm, Early May - Early November.

Food Pantries

Brookfield

Food Cupboard

1st Baptist Fellowship Hall, 2416 Beaver Creek Road, Brookfield, NY 13314

Phone: 315-899-3343

Hours: By appointment

Canastota

Opportunity Shop - Canastota Pantry

128 E. Center St., Canastota, NY 13032

Phone: 315-697-3140

Hours: Monday-Friday 9:00 am - 11:30 am

The Compassion Connection Food Pantry

Believer's Chapel, 2657 Seneca Turnpike, Canastota, NY 13032

Phone: 315-697-2866

Hours: Tuesday, Thursday 11:00 am – 3:00 pm, Wednesday 2:00 pm – 6:00 pm

Cazenovia

CAZ CARES Food Pantry

101 Nelson St.(Route 20), Cazenovia, NY 13035

Phone: 315-655-3174

Hours: Monday, Tuesday and Thursday: 9:30 am – 12:00 pm

Chittenango

Sullivan Food Cupboard

206 1/2 Tuscarora Road, Chittenango, NY 13037

Phone: 315-687-3290

Hours: Monday-Saturday: 10:00 am -1:00 pm

DeRuyter

DeRuyter Community Services Pantry

Town Hall, Route 13, DeRuyter, NY 13052

Phone: 315-852-9994

Hours: Tuesday, Thursday: 9:00 am – 11:00 am

Earlville

Food Cupboard

First Baptist Church, 9 W. Main St., Earlville, NY 13332

Phone: 315-691-4321

Hours: Tuesday 5:00 pm – 6:30 pm

Georgetown**Mustard Seed Food Pantry**

Route 80, Georgetown, NY 13072

Phone: 315-837-4303

Hours: Tuesday and Wednesday 9:00 am – 12:00 pm, Wednesday 6:00 pm – 8:00 pm

Hamilton**The Cupboard**

1 Mill St., Hamilton, NY 13346

Phone: 315-824-2832

Hours: Tuesday and Thursday 1:00 pm – 6:00 pm

Madison**1st Baptist Church**

3685 North St., Madison, NY 13402

Phone: 315-893-7822

Hours: Last Saturday of each month 10:00 am – 12:00 pm

Morrisville**CAP for Madison County Food Pantry**

3 E. Main St., Morrisville, NY 13408

Phone: 315-684-3144

Hours: Monday, Wednesday, Thursday, Friday: 9:00 am – 11:00 am (and by appointment for emergencies)

Oneida**Church on the Rock**

119 East Railroad St., Oneida, NY 13421

Phone: 315-280-4044

Hours: Wednesday 11:00 am – 3:00 pm

St. Joseph's Church

111 St. Joseph's Place, Oneida NY

Phone: 315-363-3280

Hours: Saturday 9:00 am – 10:00 am

St. Patrick's Food Pantry

119 E. Walnut St., Oneida, NY 13421

Phone: 315-697-8015

Hours: Monday, Wednesday, Friday 3:30 pm - 4:30 pm (or by appointment)

Soup Kitchens**Canastota****Canastota Loaves & Fishes Soup Kitchen**

144 Center St., Canastota, NY 13032
 Phone: 315-697-9222
 Hours: Last full week of each month, 11:30 am - 12:30 pm

Hamilton

Friendship Inn Soup Kitchen

12 Madison St., Hamilton, NY 13346
 Phone: 315-824-1745
 Hours: Monday 5: 00 pm - 7 pm

Oneida

Karing Kitchen

Oneida Area Council of Churches, 116 West Grove St., Oneida, NY 13421
 Facebook: <https://www.facebook.com/pages/Karing-Kitchen/155376017886095>
 Hours: Last five business days of the month, Monday-Friday: Coffee at 10:30 am, lunch 11:30 am – 1:00 pm

Community Gardens

None identified

Physical Resources

Fitness Centers

Cazenovia

Cazenovia Family Fitness Center

www.cazfitness24.com
 51 Albany St., Cazenovia, NY
 Phone: 315-655-2348

Hamilton

Trudy Fitness Center

www.colgate.edu
 13 Oak Dr., Hamilton, NY
 Phone: 315-228-7624

Morrisville

Morrisville State College

www.morrisville.edu
 80 Eaton St., Morrisville, NY
 Phone: 315-684-6000

Oneida**Planet Fitness**

www.planetfitness.com

2002 Glenwood Ave., Oneida, NY

Phone: 315-361-9100

Parks**Chittenango Falls State Park**

Website: <http://parks.ny.gov/parks/130/details.aspx>

Location: 2300 Rathbun Rd., Cazenovia, NY 13035

A picturesque 167 foot waterfall is the main attraction of Chittenango Falls State Park! Glacial sculpting over 400 million year-old bedrock is responsible for this scenic feature. An interesting variety of both plants and wildlife may be found along the trails. Visitors can view the falls from the top, walk the winding trail into the gorge view the falls from the footbridge and return to the top along the small trail on the opposite side of the gorge. Activities include fishing, hiking and picnicking.

Helen McNitt State Park

Website: <http://www.cnyhiking.com/NYSP-HelenMcNitt.htm>

Location: East Lake Road, Cazenovia, NY

In 1999, Helen L. McNitt State Park in Cazenovia was created from a generous gift of 133 acres of prime land, including about 1300 feet of shoreline along Cazenovia Lake. In 2008 a parking area was built off East Lake Road along with a site to launch canoes, kayaks and small portable rowboats. This small parking area also has a port a potty available. There are no signs to let visitors know that they have arrived at this state park and it is easy to drive right by the property. The parking area is about 0.3 miles north of Chard Road along East Lake Road on the west side of the road (lakeside). It is a gravel road that looks like a driveway. You may notice a few green NY State Park signs in the area. GPS coordinates are N42 58.267 W75 52.635

Oxbow Falls Park

Website: <https://www.madisoncounty.ny.gov/planning/parks>

Location: 6919 Oxbow Road, Lincoln, NY

Enjoy a game of softball, have a picnic, or take in one of the scenic views offered by the unique setting of Oxbow Falls Park. 125 acres of woodland, streams, waterfalls, and rugged terrain, 18 Hole Disc Golf Course - CNY Disc Golf Association, Picturesque 100-foot waterfall, Located on northern edge of geologic formation (Helderberg Escarpment) formed over 350 million years ago, Panoramic view stretching across the Oneida Lake Plain to Lake Ontario, Hiking trails, Open pavilion and numerous picnic sites with tables and grills, Softball field, Water and toilet facilities powered by a micro-hydro renewable energy system! X-Country Ski Trails.

Nichols Park Pond

Website: <https://www.madisoncounty.ny.gov/planning/parks>

Location: 5797 Nichols Pond Road, Fenner, NY

Explore the natural setting of the forest and wetland, or learn about the history of Nichols Pond Park. Historic site of Oneida Indian Village, Recognized site of 1615 Champlain-Oneida Battleground, 45 Acres including woodland, wetland, and open lawn, Nature trails for hiking and winter activities, Observation deck overlooking wetland habitat, Interpretive signs, Two open pavilions (one powered by solar energy) and numerous picnic sites with tables and grills, Water and toilet facilities and an Adirondack lean-to.

Town of Sullivan Parks and Recreation

Website: <http://www.sullivanparks.org/>

Sullivan Park -319 Lake St., Chittenango, NY

Open 9:00 am – 8:00 pm Frisbee, 8 holes Golf course. Cross-country skiing on weekends with conditions permitting. Snowmobiles and ice fishing prohibited.

Chapman Park – 1463 Route 31, Bridgeport, NY

Open 9:00 am – 8:00 pm. Open during the winter for snowmobiles and ice fishing on Oneida Lake. Fishing pier open weather permitting. The dog park includes a large fenced in area, divided into two sections.

Trails

The Madison County Architecture and Preservation Trail

Website: <http://www.madisoncounty.ny.gov/planning/trails>

Identifies buildings selected at each of Madison County's sixteen Townships that best represent their social, economic and cultural history. In addition to reflecting the composition of early settlers of the County and the unique style of architecture typical of the times, this Trail features buildings associated with individuals who participated in the abolitionist movement, the building of the Erie Canal and another movement in our country's history, the formation of Utopian societies.

The Madison County Freedom Trail

Website: <http://www.madisoncounty.ny.gov/planning/trails>

Marks countywide sites of the Underground Railroad that have been identified and researched by the Madison County Freedom Trail Commission. This Commission was created in 2001 by the County Board of Supervisors to assure that steps be taken to identify and preserve the historic resources of the County related to the Underground Railroad and the struggle to end slavery in the United States. The Madison County Freedom Trail recognizes former Madison County residents who provided significant local community leadership in the struggle to end slavery in the United States. This Trail provides a missing link to the Heritage New York Trail, the statewide Underground Railroad Trail, and the National Park Service's Network to Freedom, the National Underground Railroad Trail.

The Madison County History Trail

Website: <http://www.madisoncounty.ny.gov/planning/trails>

Marks the locations of twenty historical organizations in the County that highlight the history of each Township. These diverse cultural institutions contain special exhibits featuring

photographs, area artifacts, period clothing, furniture, memorabilia and genealogical material which tell the story of the life of Madison County's earlier generations.

The Madison County Hop Heritage Trail

Website: <http://www.madisoncounty.ny.gov/planning/trails>

Marks hop kilns and other related hop sites still in existence that document the agricultural impact of commercial hop production in the agricultural history of Madison County and New York State. Hops were grown in a seven county area of which Madison, Oneida and Otsego County were the highest producers.

Public Pools

None identified

Additional Community Resources

Libraries

Canastota Public Library

www.canastotalibrary.org

102 W Center St, Canastota, NY 13032

Phone: 315-697-7030

Cazenovia Public Library

www.cazenoviapubliclibrary.org

100 Albany St., Cazenovia, NY 13035

Phone: 315-655-9322

DeRuyter Free Library

www.midyork.org

73 Utica St., DeRuyter, NY 13052

Phone: 315-852-6262

Earlville Free Library

www.midyork.org

6-8 N. Main St., PO Box 120, Earlville, NY 13332

Phone: 315-691-5931

Hamilton Public Library

www.midyork.org

13 Broad St., Hamilton, NY 13346

Phone: 315-824-3060

Morrisville Public Library

www.midyork.org

83 E Main St. PO Box 37, Morrisville, NY 13408

Phone: 315-684-9130

New Woodstock Free Library

www.midyork.org

2106 Main St., New Woodstock, NY 13122

Phone: 315-662-3134

Oneida Library

www.midyork.org

220 Broad St., Oneida, NY 13421

Phone: 315-363-3050

Sullivan Free Library

www.midyork.org

101 Falls Blvd, Chittenango, NY 13037

Phone: 315-687-6331

Fire Departments

23 Fire Departments in Madison County

Found at: <http://firedepartment.net/directory/new-york/otsego-county>

Emergency Transport

(D-Defibrillation, P-Paramedic, CC-Critical Care, I-Intermediate, none/BSL-Basic)

Cazenovia Area Volunteer Ambulance Corps, Inc.

Location: 106 Nelson St., Cazenovia, NY 13035

Certified Ambulance

Independent EMT-P

Emergency Phone: 911

Business Phone: 315-655-9798

Ambulances: 2

Other Transport: 0

Eaton Fire Department, Inc.

Location: Main Street, Eaton, NY 13334

Certified Ambulance

Fire Department EMT-P

Emergency Phone: 911

Business Phone: 315-684-3817

Ambulances: 1

Other Transport: 0

Georgetown Emergency Squad**Location:** Route 26, Georgetown, NY 13072

Certified Ambulance

Municipal EMT-P

Emergency Phone: 911

Business Phone: 315-837-4645

Ambulances: 1

Other Transport: 0

Greater Lenox Ambulance Service, Inc**Location:** PO Box 382, Canastota, NY 13032

Certified Ambulance

Independent EMT-P

Emergency Phone: 911

Business Phone: 315-697-8873

Ambulances: 2

Other Transport: 0

Town of Lebanon Ambulance Service**Location:** 1210 Bradley Brook Rd., Earlville, NY 13332

Certified Ambulance

Municipal EMT-P

Emergency Phone: 911

Business Phone: 315-837-4152

Ambulances: 1

Other Transport: 0

Village of Madison Ambulance**Location:** 7632 State Route 20, Madison, NY 13420

Certified Ambulance

Municipal EMT-P

Emergency Phone: 911

Business Phone: 315-893-1894

Ambulances: 1

Other Transport: 1

Nelson Ambulance Service**Location:** 4085 Nelson Rd., Cazenovia, NY 13035

Certified Ambulance

Municipal EMT

Emergency Phone: 911

Business Phone: 315-655-8582

Ambulances: 1

Other Transport: 0

Oneida Fire Department**Location:** 109 North Main St., Oneida, NY 13421

Certified First Responder

Municipal EMT-P

Emergency Phone: 315-536-1020

Business Phone: 315-363-1910

Ambulances: 0

Other Transport: 2

Smith Ambulance Service Inc.**Location:** Albany Street, DeRuyter, NY 13052

Certified Ambulance

Commercial EMT-P

Emergency Phone: 315-585-3393

Business Phone: 315-852-3393

Ambulances: 2

Other Transport: 0

Smithfield Eaton Volunteer Ambulance Corp., Inc.**Location:** 23 ½ Cedar Street, Morrisville, NY 13408

Certified Ambulance

Independent EMT-CC

Emergency Phone: 911

Business Phone: 315-684-9342

Ambulances: 1

Other Transport: 0

Southern Madison County Volunteer Ambulance Co**Location:** 88 Lebanon Street, Hamilton, NY 13346

Certified Ambulance

Independent EMT-P

Emergency Phone: 911

Business Phone: 315-824-6867

Ambulances: 3

Other Transport: 0

Vineall Ambulance, Inc.**Location:** 317 Sconondua Street, Oneida, NY 13421

Certified Ambulance

Commercial EMT-P

Emergency Phone: 315-536-1000

Business Phone: 315-361-9000

Ambulances: 6

Other Transport: 0

Basic Life Support

(D-Defibrillation, P-Paramedic, CC-Critical Care, I-Intermediate, none/BSL-Basic)

Bridgeport Fire Department, Inc.

Location: 427 State Route 31, Bridgeport, NY 13030

Fire Department EMT-D

Business Phone: 315-633-9048

Brookfield Fire Department

Location: 10516 Main Street, Brookfield, NY 13314

Fire Department EMT-D

Business Phone: 315-899-6262

Canastota Fire Department

Location: 205 S. Peterboro Street, Canastota, NY 13032

Fire Department BLS

Business Phone: 315-697-3341

Cazenovia Volunteer Fire Department

Location: Albany Street, Cazenovia, NY 13035

Fire Department EMT-D

Business Phone: 315-655-2834

Chittenango Volunteer Fire Department

Location: 417 Genessee Street, Chittenango, NY 13037

Municipal EMT-D

Business Phone: 315-687-6424

Erieville Volunteer Fire Department

Location: 3653 Eaton Brook Rd, Erieville, NY 13061

Fire Department EMT-D

Business Phone: 315-662-7375

Hamilton Fire Department Rescue

Location: 121 Lebanon Street, Hamilton, NY 13346

Fire Department EMT-D

Business Phone: 315-824-2460

Hubbardsville Fish & Game Fire Department

Location: Green Road, Hubbardsville, NY 13355

Fire Department EMT-D

Business Phone: 315-691-2727

Lincoln Fire Department

Location: 7224 Old Country Road, Clockville, NY 13043

Fire Department EMT-D

Business Phone: 315-697-9809

Morrisville Fire Company, Inc.

Location: 3 Union Street, Morrisville, NY 13408

Fire Department EMT-D

Business Phone: 315-684-3214

Munnsville Fire Department

Location: 5210 South Main St., Munnsville, NY 13409

Fire Department EMT-D

Business Phone: 315-495-5401

New Woodstock Fire Department

Location: 2436 Mill Street, New Woodstock, NY 13122

Fire Department EMT-D

Business Phone: 315-662-7255

North Brookfield Fire Department

Location: PO Box 48, North Brookfield, NY 13418

Fire Department EMT-D

Business Phone: 315-861-2931

North Chittenango Fire Department

Location: 1699 Eyley Road, Chittenango, NY 13408

Fire Department EMT-D

Business Phone: 315-687-6529

Smithfield Fire Department

Location: 4581 Peterboro Rd, Morrisville, NY 13408

Fire Department EMT-D

Business Phone: 315-684-3200

Wampsville Volunteer Fire Department, Inc.

Location: North Court Street, Wampsville, NY 13163

Fire Department EMT-D

Business Phone: 315-363-5810

Dentists

Chittenango Dental

www.chittenangodental.com

(315) 687-3386

1386 W Genesee Street (Route 5 West

Chittenango, NY 13037

No medicaid

Drs. Greene & Miller DDS

www.greenemiller.com

(315) 637-4616

No medicaid

Hamilton Dental: Ioset Scot M DDS

www.hamiltondentalny.com

(315) 824-3338

No medicaid

Very Gentle Dental

www.verygentledental1.com

(315) 741-5366

Gentle Dental Care

www.romegentledentalcare.com

(315) 336-3677

Aspen Dental

www.aspendental.com

(315) 281-9039

Morrisville Family Health Center

3460 South St., Morrisville, NY 13408

Phone: 315-684-7840

SITRIN Dental

221 Broad St., Oneida, NY 13421

Phone: 315-363-6432 or 1-866-274-8746

Mukesh Patel

107 West Hinds Ave., Sherrill, NY 13461

Phone: 315-363-2733

Private Practice Providers

American Medwell

(315) 687-6467

304 Genesee St, Chittenango, NY

Newton Ratnakumar MD

(315) 687-7255

331 Russell St, Chittenango, NY

Tri Valley Family Practice

(315) 697-2033 – 7137
Mount Pleasant Dr, Canastota, NY

Weaver Kelly S MD

(315) 697-2033
7137 Mount Pleasant Dr, Canastota, NY

Richardson William B MD

(315) 697-2033
7137 Mount Pleasant Dr, Canastota, NY

Cohen Richard S MD

(315) 824-2477
52 Utica St, Hamilton, NY

Miller Merrill L MD

(315) 228-7750
13 Oak Dr, Hamilton, NY

Heritage Family Medicine

(315) 655-8171
4 Chenango St, Cazenovia, NY

Green Thomas A MD

(315) 655-8778
2662 US Route 20, Ste 6, Cazenovia, NY

Hospitals**Community Memorial Hospital of Hamilton**

Service Type: Full service hospital
Website: <http://www.communitymemorial.org/>
Location: 150 Broad St., Hamilton, NY 13346
Hours: 24/7
Contact:

- Phone: 315-824-1100

Area served: Madison and Oneida counties

Population Served: Adults and Children

Capacity: 72 beds

Certification: The Joint Commission, Leapfrog Group, Healthgrades

Services: Community Memorial Hospital is a modern healthcare system providing primary care, performing sophisticated orthopedic surgery, offering family-oriented birthing facilities, meeting

the burgeoning demand for same day surgery, offering skilled nursing facilities for the elderly population and convalescing patients, and providing a complete roster of diagnostic testing and ancillary services. Departments include Family Practice, Orthopedics, General Surgery, Obstetrics, Gynecology, Cardiology, Urology, Ophthalmology, ENT, Emergency Medicine, Anesthesiology, Radiology and Pathology.

Oneida Healthcare

Service Type: Full service hospital

Website: <http://www.oneidahealthcare.org/>

Location: 321 Genesee St., Oneida, NY 13421

Hours: 24/7

Contact:

- Phone: 315-363-6000
- Email: info@oneidahealthcare.org

Area served: Madison, Chenango and Oneida counties

Population Served: Adults and Children

Capacity: 101 beds

Certification: The Joint Commission

Services: A full range of acute care hospital services and Long/Short Term Care Skilled Nursing Services, Oneida Healthcare operates primary health centers in the villages of Canastota and Chittenango; a maternal health clinic at the Northside Health Center in Oneida; four outreach laboratory draw stations in Oneida, Chittenango and Camden and Canastota; a Physical Therapy Center in Oneida; Gorman Imaging Centers in Oneida and Camden; Sleep Study and Pulmonary Function Testing on the hospital campus, Neurology Services in the Orchard Hill Medical Building, Oneida Orthopedic Specialists at 357 Genesee St; and ENT Specialists at 221 Broad St. in Oneida. ***On the hospital campus:*** Hospital; Emergency Department; Surgery Center; Gorman Imaging; Neurology Specialists of Oneida; Oneida Healthcare Sleep Center; Oneida Healthcare Extended/Sub-Acute Care Facility; Seneca Street Lab Services; Women's Health Associates; Oneida Health Support - Home Medical Equipment

Hospital Extension Clinics

Bassett Hamilton Specialty Services

Service Type: Specialty Care Clinic

Website: <http://www.bassett.org/community-health-centers/locations/hamilton-specialty-services/>

Location: 10 Eaton Street, Hamilton, NY, 13346

Hours: Monday - Friday 8:00 am – 5:00 pm

Contact:

- Phone: 315-824-0161
- Fax: 315-824-1572

Area served: Madison County

Population Served: Adults

Capacity:

Certification: The Joint Commission

Services: Cardiology, ENT, Vascular Surgery, Thoracic Surgery, OB/Gyn & Ultrasound

Bassett Healthcare-Hamilton

Service Type: Family Health Clinic/Dental Care

Website: <http://www.bassett.org/community-health-centers/locations/hamilton/>

Location: 160 Broad Street Hamilton, NY, 13346

Hours: Monday - Friday 8:00 am – 5:00 pm

Contact:

- Phone: 315-825-3111 (Family Medicine)
- Phone: 315-825-3100(Dental)

Area served: Madison County

Population Served: Adults and children

Capacity:

Certification: The Joint Commission

Services: Family Medicine and Dental Care

Faxton St. Luke's -Hamilton Dialysis Center

Service Type: Dialysis Clinic

Website: <http://faxtonstlukes.com/dialysis-locations>

Location: 10 Eaton St., Hamilton, NY 13346

Hours: Monday, Wednesday and Friday 5:00am – 3:00pm

Contact:

- Phone: 315-824-2513

Area served: Madison and Oneida counties

Population Served: Dialysis Patients

Capacity: 8 patients treatment center

Certification: The Joint Commission

Services: Dialysis treatment

Hamilton Family Health Center of Community Memorial Hospital

Service Type: Family Health/Specialty Clinic

Website: <http://www.communitymemorial.org/family-health-centers>

Location: 164 Broad Street Hamilton, NY 13346

Hours: Monday 7:30 am – 7:00 pm

Tuesday – Friday 7:30 am - 5:00 pm

Contact:

- Phone: 315-824-4600

Area served: Madison and Oneida counties

Population Served: Adults and Children

Capacity:

Certification: The Joint Commission

Services: Our Hamilton Family Health Center offers primary care, pediatrics, and specialty services; cardiology, general surgery, and neurology.

Morrisville Family Health Center of Community Memorial Hospital

Service Type: Family Health Clinic

Website: <http://www.communitymemorial.org/family-health-centers>

Location: 3460 South St., Morrisville, NY, 13408

Hours: Monday – Friday 8:00 am – 5:00 pm

Contact:

- Phone: 315-684-3117

Area served: Madison and Oneida counties

Population Served: Adults and Children

Capacity:

Certification: The Joint Commission

Services: Family medicine. We have the support of Community Memorial Hospital for inpatient services and outpatient services such as physical therapy, laboratory and radiology including diagnostic testing, nuclear testing, MRI, mammograms, ultrasound and CT Scans.

Munnsville Family Health Center of Community Memorial Hospital

Service Type: Family Health Clinic

Website: <http://www.communitymemorial.org/family-health-centers>

Location: 5180 South Main St., Munnsville, NY 13409

Hours: Monday 9:00 am – 7:00 pm

Tuesday – Friday 8:00 am - 5:00 pm

Contact:

- Phone: 315-495-2690

Area served: Madison and Oneida counties

Population Served: Adults and Children

Capacity:

Certification: The Joint Commission

Services: Family medicine. We have the support of Community Memorial Hospital for inpatient services and outpatient services such as physical therapy, laboratory and radiology including diagnostic testing, nuclear testing, MRI, mammograms, ultrasound and CT Scans.

Oneida Healthcare's Alice Gorman Imaging

Service Type: Imaging Center

Website: <http://www.oneidahealthcare.org/imaging>

Location: 139 Fields Drive, Oneida, NY 13421 (Oneida Location)

Hours: Monday - Friday – 9:00 am – 5:00 pm

Contact:

- Phone: 315-361-2035

Area served: Madison and Oneida counties

Population Served: Adults and Children

Capacity:

Certification: The Joint Commission

Services: The Gorman Center features MRI, Digital mammography, 3-D Ultrasound, DEXA bone density and body composition scanning services in a comfortable and relaxing, patient-friendly setting. Our MRI is a 1.5 Tesla Siemens magnet which offers accelerated, automated and simplified routines meaning your exam will take less time for a more accurate diagnosis.

Oneida Healthcare's Canastota-Lenox Health Center

Service Type: Family Health/Pre-Employment Physicals Clinic

Website: <http://www.oneidahealthcare.org/patient-care-services/primary-care-services>

Location: 115 Center St. Canastota, NY 13032

Hours: Monday - Friday – 9:00 am – 5:00 pm

Contact:

- Phone: 315-697-5272

Area served: Madison and Oneida counties

Population Served: Adults and Children

Capacity:

Certification: The Joint Commission

Services: The Canastota-Lenox Health Center can provide for all of your family's primary care needs through its staff of Board Certified Family Practitioners. The Canastota-Lenox Health Center is staffed by Dr. Thomas Cummings, Dr. Jeffery Mulholland, Dr. William Richardson and Dr. Kelly Weaver, who serve the healthcare needs of children and adults. The physicians at Canastota-Lenox diagnose and treat a variety of medical conditions in both adults and children and the services available include routine physicals, follow up care, sick and well child care, EKGs, hearing testing, and laboratory testing services. Physicians at Canastota-Lenox also provide pre-employment physicals and follow up care to employees injured on the job.

Oneida Healthcare's Chittenango Family Care

Service Type: Family Health/Pre-Employment Physicals/Musculoskeletal Clinic

Website: <http://www.oneidahealthcare.org/patient-care-services/primary-care-services>

Location: 153 W Genesee St, Chittenango, NY 13037

Hours: Monday, Tuesday, Thursday 9:00 am – 5:00pm

Wednesday & Friday 8:00am – 4:00pm

Contact: Dr. Kristina Tervo, Family Physician

- Phone: 315-687-5100

Area served: Madison and Oneida counties

Population Served: Adults and Children

Capacity:

Certification: The Joint Commission

Services: Chittenango Family Care is located in the upper level of Chittenango Health Center, which is on Route 5, directly across from Chittenango High School. Dr. Tervo serves the entire spectrum of patient populations, from newborns to older adults, and takes a “Whole Person” approach toward providing comprehensive primary care services, including Family Medicine, Pediatrics, the Musculoskeletal System and Preventive Medicine. They also provide pre-employment physicals and follow up care to employees injured on the job.

Oneida Healthcare's Chittenango Internal Medicine

Service Type: Adult and Geriatric Health Clinic

Website: <http://www.oneidahealthcare.org/patient-care-services/primary-care-services>

Location: 153 W Genesee St, Chittenango, NY 13037

Hours: Monday, Wednesday, Friday 9:00 am – 5:00pm

Tuesday & Thursday 8:15am – 12:00pm

Contact: Dr. Robert T. Friedman, Internist

- Phone: 315-510-3677

Area served: Madison and Oneida counties

Population Served: Adults

Capacity:

Certification: The Joint Commission

Services: Dr. Friedman can diagnose and treat a variety of medical conditions in adult patients, eighteen years and older. Comprehensive Adult and Geriatric Medicine, Same Day Sick Visits Complete Physicals (Except Pelvic Exams), Routine Breast Exams, Immunizations, Smoking Cessation Counseling, Cardiac Risk Assessment and Reduction, Suture Removal and Pre-Operative Examinations

Oneida Healthcare's Rehabilitation Center

Service Type: Rehabilitation Clinic

Website: <http://www.oneidahealthcare.org/patient-care-services/rehabilitation>

Location: 221 Broad St., Oneida, NY 13421

Hours: Monday and Thursday 7:00am - 6:30pm

Tuesday, Wednesday and Friday 7:00am - 5:00pm

Contact:

- Phone: 315-363-8711

Area served: Madison County

Population Served: Individuals recovery from injury or illness

Capacity:

Certification: The Joint Commission

Services: OHC provides a complete line of outpatient rehabilitation services to help you with your recovery from injury or illness. OHC provides Physical Therapists, Occupational Therapists, Physical Therapy Assistants, Certified Occupational Therapy Assistants and a Speech Pathologist.

School Based Health Centers

Family Health Network SBHC DeRuyter Central School

Service Type: School Based Health Clinic

Website: http://www.familyhealthnetwork.org/health_centers/school_based_health_center.htm

Location: 711 Railroad St., DeRuyter, NY 13052

Hours: Scheduled and walk-in services when school is in session and 24-hour telephone coverage to assist with problems that arise when it is close.

Contact: Jeanne Dodds, RPA-C

- Phone: 315-852-3400

Payment: Insurance, self-pay, Medicaid and Medicare

Area served: DeRuyter Central School students

Population Served: children

Capacity: N/A

Certification: The Joint Commission

Services: Primary care and preventive health services to students whose parents have completed an enrollment package for the center. These services include: Comprehensive physical

examinations, Immunizations, TB testing, screening, diagnosis, and treatment of medical conditions. First aid care to all pupils registered in the building. Emergency care to anyone on school premises in need.

Adult Homes

Hamilton Manor Home for Adults

Service Type: Adult Care Facilities

Website: N/A

Location: 8196 Green Road, Hubbardsville, NY 13355

Hours: Monday – Friday 8:00 am – 4:00 pm

Contact:

- Phone: 315-691-4015
- Fax: 315-691-3043

Payment: Medicaid and Medicare, self-pay, private insurance

Area Served: Madison County

Population Served: Seniors

Capacity: 49 beds

Certification: licensed by the State of New York

Services: a private, non-profit adult care facility

Hazel L. Carpenter Home

Service Type: Adult Care Facilities

Website: <http://www.hazelcarpenterhome.com/> or

<https://www.facebook.com/hazelcarpenterhome>

Location: 533 Main St., Oneida, NY 13421

Hours:

Contact:

- Phone: 315-363-1470
- Fax: 315-363-0839

Payment: Medicaid and Medicare, self-pay, private insurance

Area Served: Madison County

Population Served: Seniors

Capacity: 23 beds

Certification: licensed by the State of New York

Services: The Hazel L. Carpenter Home is licensed by the State of New York as a private, non-profit adult care facility that is open to men and women. Activities for the residents and social programs are provided in order to enhance the quality of life. There is a range of activities that includes restaurant lunches, bingo, exercise, movies, pen pal exchanges from a nearby elementary school, musical programs and church services held every Sunday. Participation in these activities depends on individual interests and personal choices. A hairdresser visits the premises weekly and a consultation with a Podiatrist is available also, as permitted within Medicare coverage.

Skilled Nursing Facilities

Chittenango Center for Rehabilitation and Healthcare**Service Type:** Skilled Nursing Center**Website:** http://nursinghomes.nyhealth.gov/nursing_homes/overview/124**Location:** 331 Russell St., Chittenango, NY 13037**Hours:** Monday – Sunday 9:00 am – 5:00 pm**Contact:**

- Phone: : 315-687-7255
- Fax: 315-697-9720

Payment: Medicaid and Medicare, self-pay, private insurance**Area served:** Madison County**Population Served:** Individuals in need of rehabilitation**Capacity:** 80 beds**Certification:** licensed by the State of New York

Services: Short & Long Term Rehabilitation, Physical Therapy, Occupational Therapy, Cardiac Therapy, Speech Therapy, Sub acute Healthcare Service, Tracheostomy Care, Respiratory, Management, Wound Care and Wound Vac, IV Antibiotic Therapy, Complex Medical Care, Enteral Nutrition Therapy, Comfort Care & Palliative Care, Specialty Programs Post Surgical Orthopedic Care, Joint Replacement Recovery Program, Hip Replacement Recovery Program, Stroke Recovery Program, and Amputee Recovery & Training Program. Additional Resident Services: Specialized Diets; Therapeutic Recreation; Resident Education; Physician Services; Wander Guard System; Beautician& Barber Services; Discharge Planning.

Crouse Community Center Inc**Service Type:** Skilled Nursing Center**Website:** www.crousecommunity.com**Location:** 101 South St, Morrisville, NY**Hours:****Contact:** Nancy O'Neill, Director of Social Service

- Phone: 315-684-9595
- Fax: 315-684-9275
- Email: info@crousecommunity.com

Payment: Medicaid and Medicare, self-pay, private insurance**Area served:** Madison County**Population Served:** Individuals in need of rehabilitation**Capacity:** 120 beds**Certification:** licensed by the State of New York

Services: Rehabilitation, Sub-acute & Post Acute Skilled Nursing, Adult Day Health, Outpatient Rehab

Oneida Healthcare Extended Care Facility (ECF)**Service Type:** Skilled Nursing Center**Website:** <http://www.oneidahealthcare.org/patient-care-services/nursing-home-1/skilled-nursing>**Location:** 323 Genesee St, Oneida, NY, 13421**Hours:** Monday – Sunday 12:00 pm – 11:59 am

Contact: Denise Schreck, Admissions Director

- Phone: 315-361-2018
- Email: dschreck@oneidahealthcare.org

Payment: Medicaid and Medicare, self-pay, private insurance

Area served: Madison County

Population Served: Individuals in need of rehabilitation

Capacity: 160 beds

Certification: licensed by the State of New York

Services: The Oneida Healthcare Extended Care Facility (ECF) provides an array of services that includes restorative and maintenance therapies including: Physical, Occupational, Speech, Recreational and Massage

Certified Home Health

HCR Home Care: Canastota

Service Type: In Home Care

Website: <http://www.hcrhealth.com/content/locations/madison>

Location: 7080 Commercial Dr., Canastota, NY 13032

Hours:

Contact:

- Phone: 1-800-270-4904 or 315-280-0681
- Fax: 315-280-0706

Payment: Medicaid and Medicare, self-pay, private insurance

Area Served: Madison, Cayuga, Onondaga, Oswego, and Jefferson counties

Population Served: Adults

Capacity: N/A

Certification: licensed by the State of New York

Services: HCR began providing home health services to the Madison County area. Our multidisciplinary team is here to serve you, including: registered nurses, physical, occupational and speech therapists, medical social workers, and home health aides.

Licensed Home Care

Elder Choice, Inc.

Service Type: In Home Care

Website: <http://elderchoiceinc.com/>

Location: 240 Main St., 4th Floor, Oneida, NY 13421

Hours:

Contact:

- Phone: 315-363-7448 or 1-800-HOMECARE

Payment: Medicaid and Medicare, self-pay, private insurance

Area served: Madison, Herkimer and Oneida Counties

Population Served: Individuals in need of in home care

Capacity: N/A

Certification: licensed by the State of New York

Services: Our services can offer an alternative to nursing home placement by providing an individual's personal and medical care needs at home. We provide a full range of home health services including: Skilled Nursing care (both RN's & LPN's), Home Health Aides, Personal Care Aides and Homemaker/ Companion services.

Hamilton Limited Home Care Services Agency

Service Type: In Home Care

Website: N/A

Location: 8196 Green Rd, Hubbardsville, NY 13355

Hours:

Contact:

- Phone: 315-682-6725

Payment: Medicaid, self-pay and private insurance

Area served: Madison County

Population Served: Individuals in need of in home care

Capacity: N/A

Certification: licensed by the State of New York

Services: Nursing and personal care

Madison County Department of Health

Service Type: In Home Care

Website: <http://www.healthymadisoncounty.org/aboutus/sitemap.htm>

Location: Madison County Complex, Bldg 1, 133 North Court St., Wampsville, NY 13163

Hours: Monday – Friday 8:00 am – 5:00 pm

Contact:

- Phone: 315-366-2361

Payment: Medicaid, self-pay and private insurance

Area served: Madison County

Population Served: Individuals in need of in home care

Capacity: N/A

Certification: licensed by the State of New York

Services: Nursing

Oneida County

Addiction

Alcoholics Anonymous - District 0490 –Madison-Oneida

Service Type: Alcohol Abuse

Website: <http://www.aadistrict0490.org/meeting-schedule.html>

Location:

- P.O. Box 481, Oneida, NY 13421 (mailing address)

- Various meeting locations -please check website

Hours: local hours- please check website

Contact:

- Phone number Statewide: 1-888-227-6237
- Local phone number: 315-533-1227
- Email: district0490@yahoo.com

Payment: Free

Area Served: Oneida and Madison counties

Population Served: Alcohol abuse

Services: Counseling in self-help for alcoholics

AL-Anon

Service Type: Alcohol Abuse

Website: <http://www.nynafg.com/> (NY North) or <http://www.aadistrict0490.org/al-anon.htm>
(District 490)

Location 1:

1. St. Helena's Church, 210 Primo Ave, Sherrill, NY (Sunday 10:00 am)
2. Gethsemane Church, 320 Park Street, Sherrill, NY (Sunday 7:30 pm)

Hours: See above

Contact:

- Phone number Statewide: 1-888-4AL-ANON

Payment: Free

Area Served: Oneida and Madison

Population Served: Families of alcoholics

Capacity:

Certification:

Services: Al-Anon has but one purpose: to help families of alcoholics. We do this by practicing the Twelve Steps, by welcoming and giving comfort to families of alcoholics, and by giving understanding and encouragement to the alcoholic.

Rescue Mission

Website: <http://www.uticamission.org>

Location: 212 Rutger Street Utica, NY 13501

Hours: 24/7

Contact: Rev. Bill Dodge

- Phone: (315) 735-1645
- Email: mail@uticamission.org

Area Served: Herkimer, Oneida, Madison Counties

Population Served: Mental Health, Substance Abuse, Adults 18+

Capacity:

Certification:

Services: Addiction Aftercare Program, Residential Services, Food, Clothing, Shelter Assistance

Specialty Services:

- **Addiction Crisis Center:** 25 bed NYS licensed Rehabilitation Center for Substance Abuse
 - **Emergency Homeless Shelter:** 18 bed short term shelter, food, clothing
- Enriched Living Center:** 22 bed facility for those with mental health issues

Center for Family Life and Recovery, Inc.

Website: <http://www.whenthereshelpthereshope.com>

Location: 502 Court Street, Suite 401 Utica, New York 13502

Hours: 8:30AM – 4:00PM, Monday - Friday.

Contact: Cassandra Sheets

- Phone: (315) 733-1709
- Email: kfreetage@cflrinc.org

Payment: Self-pay, Free

Services: Domestic Violence Prevention, Drunk Driving Prevention, Case Management, Counseling, Youth Aggression Services, Youth Offender Prevention, Lifeskills Training, Substance Abuse Prevention/Education, Suicide Prevention

Specialty Services:

Project Recover: Support for those with substance abuse, mental health, or behavioral issues

Community Recovery Center: Rome Memorial Hospital

Website: http://www.romehosp.org/Community_Recovery_Center.aspx

Location: 264 W. Dominick St. Rome, NY 13440

Hours:

Contact: Heather Nower (Director)

- Phone: (315) 334-4701
- Email:

Payment: Most insurances, Medicaid

Area Served: Oneida County

Population Served: Adolescents and Adults with substance abuse problems

Capacity: Not listed

Certification: OASAS certified facility

Services: Dual-treatment Program, Individual Counseling, Group Counseling, Family Support,

Insight House Chemical Dependency Services

Website: <http://www.insighthouse.com>

Location: 500 Whitesboro Street Utica, NY 13502

Contact: Donna M. Vitagliano, Chief Executive Officer

- Phone: (315) 724-5168
- Email: insighthouse@centralny.twcbc.com

Payment: Self pay, sliding fee scale, Medicaid, Insurance

Area Served: Oneida, Herkimer, surrounding counties

Population Served: Substance abuse and addiction

Capacity:

Certification:

Services: Day Rehabilitation, Residential Services (no Medicaid), Gambling Addiction Support, Chemical Dependence Outpatient Program, Family Support Group, Prevention Services (community, schools)

Mohawk Valley Council on Alcoholism & Addictions

Website: <http://www.mvcaa.org>

Location: 502 Court St., Suite 401 Utica, NY 13502

Hours: Monday – Friday 9:00 am - 4:30 pm

Contact: Cassandra Sheets, Executive Director

- Phone: (315) 733-1709
- Email: cassandra@mvcaa.org

Payment: No insurance, fees vary

Area Served: Oneida, Herkimer Counties

Population Served: Alcohol related services

Capacity:

Certification:

Services: Employee Assistance Program, School-based Prevention Programs, Referral, Evaluation, Drinking and Driving Program

McPike Addition Treatment Center OASAS

Website: <https://www.oasas.ny.gov/atc/mcpike/general.cfm>

Location: 1213 Court Street Utica, NY 1350

Hours:

Contact: Jeff Rohacek

- Phone: (315) 738-4600
- Email: jeff.rohacek@oasas.ny.gov

Payment:

Area Served: Albany, Chenango, Columbia, Fulton, Greene, Herkimer, Madison, Montgomery, Oneida, Otsego, Rensselaer, Saratoga, Schenectady, Schoharie, Warren, Washington

Population Served: Substance abusers

Capacity:

Certification: OASAS Certified

Services: Dual-focus Treatment, Individual Therapy, Group Therapy, Assessment and Treatment (Psychiatric Symptoms), Substance Abuse Education, AA Support Group

Central New York Services Inc. (AKA Milestones Dual Recovery Center)

Website: <http://www.cnyservices.org/>

Location: 502 Court Street Utica, NY 13502

Hours: Hours of operation are Monday through Friday, 8:30 a.m. to 4:30 p.m.

Contact:

- Phone: (315) 507-5800
- Email: milestones@cnyservices.org

Payment: Insurance, Medicaid, sliding scale

Area Served: Oneida, Madison, and Onondaga Counties

Population Served: Substance abusers

Capacity:

Certification: OASAS licensed

Services: Evaluations, Screenings, Individualized Treatment Planning, Individual Therapy, Group Therapy

Specialty Services: Suboxone replacement therapy

Mental Health

Central New York Health Home Network

Website: http://www.cnyhealthhome.net/Home_Page.html

Location: 675 Catherine Street Utica, NY 13501

Hours:

Contact: Betsey Weaver

- Phone: 315.266.0627
- Email: betsey.weaver@cnyhealthhome.net

Payment: Medicaid

Area Served: Cayuga, Herkimer, Jefferson, Lewis, Madison, Oneida, St. Lawrence Counties

Population Served: Mental health issues and Medicaid eligible

Capacity:

Certification: NYS DOH Designated Health Home

Services: Comprehensive Care Management, Care Coordination, Health Promotion
Comprehensive Transitional Care (e.g., inpatient discharge, jail to community), Patient and Family Support, Referral (to community and social support services)

Single Point of Access (SPOA): Oneida County Department of Mental Health

Website: <http://ocgov.net/mentalhealth/spoaa>

Location: 120 Airline Street Oriskany, NY 13424

Hours:

Contact:

- Phone: (315) 768-3663
- Email:

Payment: N/A

Area Served: Oneida County

Population Served: Those with mental health issues

Capacity: N/A

Certification:

Services: Referrals for services, Mental Health Related Information

Mohawk Valley Psychiatric Center OMH

Website: <https://www.omh.ny.gov/omhweb/facilities/mvpc/facility.htm>

Location: 1400 Noyes Street Utica, NY 13502

Hours:

Contact:

- Phone: (315) 738-3800
- Email:

Payment: N/A

Area Served: Oneida, Herkimer, Fulton, Montgomery and Hamilton Counties

Population Served: Mental health, Adults (18 years of age and older) Children & Adolescents (5 - 17 years of age)

Capacity:

Certification: OMH Facility

Services: Individualized Psychiatric Treatment, Inpatient Treatment, Outpatient Clinic, Residential Services, Crisis Intervention, Case Management

Clinton Counseling Center

Website: <http://www.clintontherapy.com/>

Location: 7325 State Route 5 Clinton, NY 13323-3435

Hours: Appointments are available during the day, on most evenings, and on a limited basis on Saturdays.

Contact:

- Phone: (315) 859-1973
- Email: info@clintontherapy.com

Payment: Most Insurances, Medicare, NO Medicaid

Area Served: Mohawk Valley and Central NY

Population Served: Individuals with mental health issues

Capacity:

Certification:

Services: Psychotherapy, Psychological Testing, Family Support,

Community Health and Behavioral Services (UCP)

Website: <http://ocgov.net/mentalhealth/drn-directory/5>

Location: 1428 Genesee St Utica NY 13501

Hours: Utica - Monday and Friday 8:00 - 5:00; Tuesday, Wednesday, Thursday, 8:00 - 8:00

Contact: Ron Braccini

- Phone: (315) 738-1428 ext. 224
- Email:

Payment: Most insurances, Medicare, Medicaid and Sliding Fee

Area Served: Onieda County

Population Served: Those with mental illnesses

Capacity: Not listed

Certification: Licensed through DOH and OMH

Services: Dual Recovery, Mental Health/Psychiatric and Primary Care, Group Therapy, Individual Therapy, Medication Prescription and Management, Housing Services, Employment Services

Mental Health Connections of Utica and Rome

Website: <http://behavioralhealthservices.htcorp.net/behavioral-health/>

Location 1: Mental Health Connections – Utica 1500 Genesee St., Utica NY 13502

Hours:**Contact:**

- Phone: (315) 735-9501
- Email: mhc-utica@htcorp.net

Location 2: 252 W. Dominick St., Rome, NY 13440

Hours:**Contact:**

- Phone: (315) 337-0773
- Email: mhc-rome@htcorp.net

Payment:

Area Served: Oneida County

Population Served: Those with mental health issues

Capacity:**Certification:**

Services: Mental health assessment, Individual therapy, Group therapy, Medication therapy and education, Treatment planning, Case management, Light therapy, Support Groups

Department of Mental Health: Oneida County

Website: <http://ocgov.net/mentalhealth>

Location: 120 Airline Street Suite 20o Oriskany, NY 13424

Hours:**Contact:**

- Phone: (315) 768-3660
- Email: mentalhealth@ocgov.net

Payment: N/A

Area Served: Oneida County

Population Served: Those with mental health issues

Capacity:**Certification:**

Services: Case Management, Crisis Services, Vocational-Educational Services, Peer Advocacy, Clinics and Clubs, Emergency Services, Continuing Day Treatment, Drop-In Center, Representative Payee, Discharge Planning, Legal Services, Individual Case Reviews, Residential Services, Incident Review/Risk Management, Forensic Services, Transportation

Mobile Crisis Assessment Team (MCAT)

Website: http://www.neighborhoodctr.org/mcat_crisis_service0.aspx

Location: 628 Mary St Utica, NY

Hours: 24/7

Contact:

- Phone: 1-877-369-6699

Payment: Free

Area Served: Oneida, Herkimer, Delaware, Schoharie, Chenango and Otsego Counties

Population Served: Those with mental health issues

Capacity: N/A

Certification:

Services: Mental Health Assessment, Crisis De-Escalation, Referral (for follow-up services), Coordination with Schools, medical and mental health providers, and other agencies to provide crisis interventions and to help monitor clients who are at risk.

Neighborhood Center of Utica

Website: <http://www.neighborhoodctr.org/home0.aspx>

Location: 615 Mary St Utica, NY

Hours:

Contact:

- Phone: (315) 272-2760

Payment:

Area Served: Oneida, Herkimer Counties

Population Served: Children, youth, and adults with mental health issues

Capacity:

Certification:

Services:

- Child Care Services-We provide licensed care for children 6 weeks to 12 years, taking into consideration each child's age and development (scholarship rate and DSS child care subsidies accepted)
- Universal Pre-Kingergarten-We partner with the Utica City School District to offer both morning and afternoon UPK programs to 4 year olds living within the district. Child Care services are available on-site before and after UPK hours (scholarship rate and DSS subsidies accepted)
- Daycare Registration and CACFP-We register and assist individuals who wish to provide day care to small groups of children in a home setting. Our staff also fosters nutritional eating under the Child & Adult Care Food Program (CACFP). 315-272-2630
- Outreach & Prevention-A neighborhood drop-in program offering educational and recreational opportunities year round.
- PINS Reduction and Elimination Program-We contract with Oneida County Department of Social Services to provide a family and community based PINS (Persons in Need of Supervision) Diversion Program. PREP is designed to keep youth at home by providing individualized services and support networks utilizing a holistic approach. 315-798-8906
- Children's Center-Children's Center in the Family Court House in Utica and Rome provide literacy based drop-in childcare for children who must be in court in connection with matters involving themselves or their caregivers. We provide families with information, referral and connection to health, education and child care and other community based services. Utica: 215-266-4485, Rome: 315-266-4532
- Project A.I.M-Trained adult mentors offer youth opportunities to build their self-confidence, reduce negative social behaviors, increase connectedness to self, home and community, increase employability, and provide community services.
- Kin and Kids-The "Kin and Kids" program offers advocacy, outreach and support to kinship caregivers residing in Oneida and Herkimer Counties that are faced with the

challenges of caring for children such as health care concerns, legal issues, financial resources, or educational concerns.

- Transitional Life Skills -Provides assistance to youth ages 16-21 who are living independently due to family conflict. The program teaches the skills needed to maintain independence and find success in adulthood.
- Child Advocacy Center-This program provides support, advocacy, education and information to survivors of child sexual abuse or severe physical abuse as part of the Child Advocacy Center Team. We provide counseling and mental health services to survivors and family members. The center was developed by the Oneida County Department of Social Services, district attorney and four major law enforcement agencies in the county to investigate allegations of abuse. 315-732-3990
- Lead Primary Prevention-LPP is a collaboration with the Oneida County Health Department. This program provides home visitation, dust wipe sampling and home inspection services including educational services to residents and property owners in low income areas of Utica. 315-266-6122

Samaritan Counseling Center (Utica; Rome Offices)

Website: <http://www.samaritancentermv.com/>

Location: 1612 Genesee Street, Utica, New York 13502

Hours: Monday – Thursday 8:30 am - 8:30 pm, Friday 8 am - 5:00 pm

Contact:

- Phone: (315) 724-5173
- Email:

Payment: Most insurance

Area Served:

Population Served: Mental health related issues

Capacity: 499,500 hours of service were provided for children, adults, and families in 2008

Certification:

Services: Professional Counseling, Preventive Educational Programs, Consultation Services, Family Support

Aspire Behavioral Health Solutions

Website: <https://www.aspire-bhs.com/>

Location: 587 Main St, Suite 108 New York Mills, NY 13471

Hours:

Contact:

- Phone: (315) 732-3431
- Email: Mail@Aspire-BHS.com

Payment:

Area Served: Central NY (All 7 counties and more)

Population Served: Mental health

Capacity:

Certification:

Services: Diagnosis and Treatment of Mental Illness, Individual and Group Therapy, Cognitive Behavioral Therapy, Neuropsychological Evaluations

ADHD & Autism-Psychological Services and Advocacy

Website: <http://www.aapsa.net/>

Location: 587 Main Street Suite 108 New York Mills, NY 13417

Hours:

Contact:

- Phone: (315) 732-3431
- Email: Mail@AAPSA.net

Payment: Private pay, private insurance, Medicaid

Area Served: Central NY (All 7 counties and more)

Population Served: Mental health, those with disabilities, child and adult

Capacity:

Certification:

Services: Referral, Assessment, Counseling, Autism Testing, Parent Training, Group Therapy, Individual Therapy

Central NY Psychiatric Center (Statewide)

Website: <http://www.omh.ny.gov/omhweb/facilities/cnpc/facility.htm>

Location: 9005 Old River Road Marcy, NY 13403

Hours:

Contact:

- Phone: (315) 765-3600
- Email:

Payment: N/A

Area Served: Statewide

Population Served: Incarcerated adults 17 and over with persistent mental illness

Capacity: 220 beds

Certification: OMH Facility

Services: Care and Treatment of mental illness

The Door Counseling Services

Website: <http://www.thedoorcounselingcenter.com/index.html>

Location: 37 Dudley Ave, Yorkville, NY 13495

Hours:

Contact: Elizabeth Szlek

- Phone: (315) 768-8900
- Email: door@thedoorcounselingcenter.com

Payment: Some insurances, sliding scale, \$75 per hour

Area Served: Oneida County, Surrounding areas

Population Served: Mental Health

Capacity: N/A

Certification: Licensed mental health counselor

Services: Therapy for Depression and Anxiety, Couples Counseling, Family Counseling, Parenting Support, Addiction & Recovery Support, Nutritional Assessment/Education

NAMI Hope of the Mohawk Valley

Website: <http://www.namihopeoneida.org/>

Location: 630 French Road Utica, NY, 13501

Hours:

Contact: Mary Saunders

- Phone: (315) 733-7115
- Email: namihope@gmail.com

Payment: N/A

Area Served: Oneida, Herkimer Counties

Population Served: Mental health

Capacity: N/A

Certification:

Services: Advocacy, Referral, Information

New Hartford Health Counseling

Website:

Location: 21 Kellogg Rd, New Hartford, NY 13413

Hours:

Contact:

- Phone: (315) 735-0804
- Email:

Payment:

Area Served:

Population Served:

Capacity:

Certification:

Developmental Disabilities

ARC of Oneida and Lewis Counties

Website: <http://www.thearc.org/>

Location: 245 Genesee Street Utica, NY 13501

Hours:

Contact:

- Phone: (315) 735-6477
- Email:

Payment:

Area Served: Oneida and Lewis Counties

Population Served: Those with developmental disabilities (children and adults)

Capacity:**Certification:** OPWDD Certified**Services:** Residential Services (18 or older), Clinical Services, Day Habilitation, Parent/Family Support, Medical Oversight, Advocacy, Employment Services, Vocational Services**Central NY Developmental Disabilities Services Office (Utica; Rome offices)****Website:****Location:** 118 Business Park Dr Utica, NY 13502**Hours:****Contact:**

- Phone: (315) 793-9600
- Email:

Payment:**Area Served:** Oneida, Herkimer, Madison, Lewis, Onondaga, Oswego, Cortland, Cayuga Counties**Population Served:** Developmentally disabled**Capacity:****Certification:** Through OPWDD**Services:** Advocacy, Information, Referral**Resource Center for Independent Living****Website:** www.rcil.com**Location:** 409 Columbia St. Utica, NY 13503-0210**Hours:****Contact:**

- Phone: (315) 797-4642
- Email:

Payment:**Area Served:** Oneida County**Population Served:** Individuals with disabilities**Capacity:****Certification:****Services:** Peer Counseling, Independent Living Services, Information and Referral, Advocacy, Employment Services, Medicaid Service Coordination, Benefit Advisement, Adult Day Service, Respite**ACCES-VR Utica Center****Website:** <http://www.acces.nysed.gov/vr/utica/home.html>**Location:** 207 Genesee Street Utica, NY 13501**Hours:****Contact:**

- Phone: 1-800-222-JOBS(5627)
- Email: acesadm@mail.nysed.gov

Payment: Depends on financial need of the family**Area Served:** Fulton, Hamilton, Herkimer, Lewis, Montgomery and Oneida Counties

Population Served: Developmentally Disabled

Capacity:

Certification:

Services: Assessment of abilities, Rehabilitative Services, Career Counseling, Supported Employment, Job Placement, Job Retention, Vocational Training

Upstate Cerebral Palsy (and affiliate: Kelberman Center)

Website: <http://www.upstatecp.org/>

Location: Main Office: 1601 Armory Drive Utica, NY

Hours: Monday – Friday 8:00am – 4:00pm

Contact:

- Phone: (315) 798-8869
- Email:

Payment: Medicaid, Medicare, private insurance

Area Served: Oneida County, Central NY

Population Served: Children and adults with developmental disabilities

Capacity: Has 1,800 staff in 73 locations and provided service to 14,000 people last year

Certification: 501(c)3 non-profit

Services: Residential Services, Autism Services, Early Intervention, Service Coordination, Day Treatment Programs, Family Resources, Family Support, Clinical/Health Services

Family Advocacy Center

Website: <http://www.familyadvocacycenter.org/index.html>

Location: 5639 Walker Road Deerfield, NY 13502

Hours: Monday - Friday, 8:30 am - 4:30 pm

Contact:

- Phone: (315) 797-8630
- Email:

Payment: Free for OPWDD qualified individuals with a developmental disability

Area Served: Oneida, Herkimer, and Lewis Counties

Population Served: Developmentally disabled

Capacity:

Certification:

Services: Medicaid Service Coordination, Advocacy, Referral, Respite, Habilitation, Employment Services, Life Planning and Transition Services, Special Education Advocacy

Human Technologies Corporation

Website: <http://htcorp.net/>

Location: 2260 Dwyer Avenue Utica, NY 13501

Hours:

Contact:

- Phone: (315) 724-9891
- Email:

Payment: N/A

Area Served: Oneida County

Population Served: People with Disabilities

Capacity: 10 – 19 employees

Certification: NYS Certified

Services: Employment Services for People with Disabilities, Job Training

Learning Disability Association of Mohawk Valley

Website:

Location: 401 Columbia Street Utica, NY 13501

Hours:

Contact:

- Phone: (315) 797-1253
- Email: ldaomv@dreamscape.com

Payment:

Area Served: Herkimer and Oneida County

Population Served: Children (grades 2nd-8th) with a learning disability

Capacity:

Certification: NYS Education Department

Services: Tutoring

Maternal/Perinatal

Mohawk Valley Perinatal Network

Website: <http://www.newfamily.org/>

Location: 1000 Cornelia Street, 2nd floor Utica, NY 13502

Hours: 8:30 am to 4:30 pm Monday through Friday

Contact:

- Phone: (315) 732-4657
- Email: info@newfamily.org

Payment:

Area Served: Herkimer, Oneida Counties

Population Served: Families, Women

Capacity:

Certification:

Funding: NYS Department of Health

Services: Parent Training, Breastfeeding Support, Referral, Parenting Information

Cornell Cooperative Extension Oneida County

Website: <http://www.cceoneida.com/>

Location: 121 Second Street Oriskany, NY 13424

Hours: Monday - Friday, 8:30 am - 4:30 pm

Contact:

- Phone: (315) 736-3394
- Email:

Payment:**Area Served:** Oneida County**Population Served:** General Community, Women and Children (WIC)**Capacity:****Certification:****Services:** WIC Program, Energy Information, 4-H Club (Ages 5-19), Nutrition Education**Planned Parenthood Mohawk Hudson (Rome Center; Utica Center)****Website:****Location 1:** 1424 Genesee Street Utica, NY 13502**Hours:** Monday – Friday 8:00am-4:30pm, Thursday until 7:00pm**Contact:**

- Phone: (315) 724-6146
- Email:

Location 2: 111 E. Chestnut Street, Ste. 205 Rome, NY 13440**Hours:** Monday 12:30pm-7:30pm, Tuesday-Friday 8:00am-4:00pm**Contact:**

- Phone: (315) 724-6146
- Email:

Payment: Insurance, self-pay, sliding scale, Medicaid, some free services**Area Served:** Oneida and Herkimer County**Population Served:** Mothers, Families**Capacity:****Certification:****Services:** Abortion Services, Birth Control, HIV Testing, LGBT Services, Men's Health Care, Morning-After Pill (Emergency Contraception), Pregnancy Testing & Services, STD Testing Treatment & Vaccines, Women's Health Care**La Leche League of Utica****Website:** <http://llofnlocal.weebly.com/oneida-county.html>**Location:** Our Lady of Lourdes Church, 2222 Genesee St, Utica**Hours:** 4th Wednesday of the month from 5:30 to 7:30**Contact:** Christine

- Phone: (315) 749-4218
- Email:

Payment:**Area Served:** Oneida County**Population Served:** Breastfeeding mothers**Capacity:****Certification:****Specialty Services:** Information, Education, Support for Breastfeeding mothers**Family Nurturing Center****Website:** <http://nurturingparenting.com/fncocny.html>**Location:** 310 Main Street, Utica NY 13501

Hours:**Contact:**

- Phone: 315-738-9773
- Email: admin@fnccny.org

Payment:

Area Served: Oneida, Herkimer, Delaware, and Steuben Counties

Population Served:

Capacity: 1400 families served in 2012

Certification:

Services: Parenting Education, Child Visitations

Specialty Services: Evelyn's House for teenage mother: For homeless women who become pregnant or have a child.

Care Net Pregnancy Center

Website: <http://www.carenetcares.com/>

Location: 1404 Genesee St. Utica, NY

Hours: Monday – Friday 8:00am-4:00pm

Contact:

- Phone: (315) 738-9435
- Email:

Payment: All services are free

Area Served: Oneida County

Population Served: Mothers

Capacity:**Certification:**

Services: Counseling Services, Support Groups, Birth & Parenting-Centers, Education & Services, Pregnancy Counseling, Abortion Alternatives, Child Care

Health/Disease Prevention/Education**Oneida County Health Department**

Website: <http://www.ocgov.net/health>

Location: Adirondack Bank Building 5th Floor 185 Genesee Street Utica, New York 13501

Hours: Monday-Friday 8:00am-4:00pm

Contact:

- Phone: (315) 798-6400
- Email: publichealth@ocgov.net

Payment: No fees for service

Area Served: Oneida County

Population Served: Community

Capacity:**Certification:**

Services: Cancer Services Program, Children with Special Healthcare Needs Services, Early Intervention, Education and Transportation of Handicapped Children Program, Emergency

Preparedness, Environmental Health, Health Education and Information, Injury Prevention Program, Lead Poisoning, Maternal Child Health, WIC

American Red Cross of Mohawk Valley (Utica; Rome Offices)

Website: <http://www.redcross.org/ny/utica>

Location 1: 1415 Genesee St, Utica, NY 13501

Hours:

Contact: Julie Darling

- Phone: (315) 733-4666
- Email: julie.darling@redcross.org

Location 2: 39 West Dominick Street Rome, NY 13440

Hours:

Contact: Julie Darling

- Phone: (315) 336-0030
- Email: julie.darling@redcross.org

Payment:

Area Served: Herkimer, Oneida, Otsego and Delaware Counties

Population Served: Community

Capacity:

Certification:

Services: Energy Assistance, Food Assistance, Emergency Shelter

Specialty Services: Blood Donation Program, Disaster Relief

American Cancer Society: Utica Center

Website: <http://www.cancer.org/myacs/index>

Location: 100 Lomond Ct Utica, NY 13502

Hours: Monday-Friday 8:00am-4:00pm

Contact:

- Phone: (315) 724-8125
- Email:

Payment: Free services

Area Served: Herkimer, Oneida, Madison Counties

Population Served: Cancer patients and their families

Capacity:

Certification:

Services: Information, Referrals, Education, and Resources related to cancer.

American Heart Association: Utica Region

Web: www.americanheart.org

Location: 120 Lomond Court Utica, New York 13502

Hours: 8:00 a.m. - 4:00 p.m., Mon.-Fri.

Contact:

- Phone: (315) 580-3965
- Email: Jennifer.balog@heart.org

Area Served: Oneida, Herkimer, Otsego, Lewis and Madison Counties

Specialty Services: Offers public education programs, & special events to aid in the fight against heart disease and stroke. Holds an annual Heart Ball and Walk. Go Red Women is observed year round. CPR Training

Health Friends of Utica

Website: <http://www.healthfriendscny.com/>

Location: 126 Eagle Street Utica, NY 13501

Hours: Monday-Friday 10:00am-4:00pm

Contact:

- Phone: (315) 724-0988
- Email:

Payment: Free

Area Served: Oneida County

Population Served: Under-served population

Capacity: Receives 2,000 calls per year between Ilion and Utica, 2 staff, 15 volunteers

Certification:

Services: Prescription Assistance, Referrals, Connections to Other Services

Access Care Resources for Health (ACR Health)

Service Type: AIDS resources/Chronic disease support

Website: <http://www.acrhealth.com/>

Location:

- 401 Columbia St., Utica, NY 13502 (Utica Office)
- 627 West Genessee St., Syracuse, NY 13204 (Main Office)

Hours: Monday – Friday 8:30 am – 4:40 pm

Contact:

- Phone: 315-793-0661 (Utica Office)
- Phone: 315-475-2430 (Main Office)

Payment:

Area served: Madison, Cayuga, Herkimer, Jefferson, Lewis, Oneida, Onondaga, Oswego, and St. Lawrence counties

Population Served: Individuals with Chronic Diseases including HIV/AIDS

Capacity:

Certification:

Services: ACR Health is a not-for-profit, community-based organization providing a range of support services to individuals with chronic diseases, including HIV/AIDS, diabetes, heart disease, obesity, asthma, substance use disorders, and serious mental illnesses, with the goal of positive health outcomes. Furthermore ACR Health provides a wide variety of targeted prevention and sexual health services to individuals, from youth through adulthood, as well as to community groups and organizations, with the goal of informed and responsible decision making. ACR Health, a legacy of AIDS Community Resources.

Aging Population

Oneida Office for the Aging

Website: <http://www.ocgov.net/ofa>

Location: 120 Airline Street, Suite 201, Oriskany, New York 13424

Hours: Monday - Friday 8:30am - 4:30pm

Contact:

- Phone: (315) 798-5456
- Email: ofa@ocgov.net

Payment: Free

Area Served: Oneida County

Population Served: Aging population

Capacity:

Certification:

Services: Referral, Heating Assistance, Chronic Disease Management, Prescription Assistance, Entitlement Counseling, Transportation Services, Case Management, Respite, Home Care, Ombudsman Service, Nutrition Education/Services, Healthy Lifestyle Promotion (Fitness/Wellness), Tax Assistance, Health Insurance Assistance

Senior Health Network

Website: <http://faxtonstlukes.com/senior-network-health>

Location: 1650 Champlin Avenue Utica, NY 13502

Hours:

Contact:

- Phone: (315) 624-HOME (4663)
- Email:

Payment: Medicaid, limited placement for private-pay

Area Served: Oneida and Herkimer Counties

Population Served: Adults requiring care or nursing

Capacity:

Certification:

Services: Adult Day Health Care or Social Day Care, Audiology, Dental care, Durable medical equipment and medical/surgical supplies, Home-delivered and congregate meals, Home health aides. Medical social services, Nursing, Occupational, physical and speech therapies, Medication management, Nutrition counseling, Personal care, Case Management, Personal Emergency Response Systems (PERS), Podiatry, Prosthetics and orthotics, Transportation (non-emergency).

Hospice & Palliative Care (New Hartford)

Website: <http://www.hospicecareinc.org/>

Location: 4277 Middle Settlement Rd. New Hartford, NY 13413

Hours:

Contact:

- Phone: (315) 735-6484
- Email: info@hospicecareinc.org

Payment: Medicare, Medicaid, Private insurance, Private pay
Area Served: Oneida, Herkimer, Madison Counties
Population Served: People with a life expectancy of 6 months or less, Their families
Capacity:
Certification:
Services: Hospice, Bereavement, Pain Management

Home Helpers and Direct Link

Website: <http://local.homehelpershomecare.com/CentralNY/home/>

Location: 9721 Mill Street Camden, NY 13316

Hours:

Contact:

- Phone: (315) 371-4477
- Email: rscals@homehelpers.cc

Payment:

Area Served: Oneida, Onondaga, Madison Counties

Population Served: Seniors, New Moms, Those with recent injuries, Those with disabilities

Capacity:

Certification:

Services: Companion Care, Emotional Support, Respite Care, Homemaker Services, Medication Management

Central Association for the Blind and Visually Impaired

Website: <http://www.cabvi.org>

Location: 507 Kent Street Utica, NY 13501

Hours:

Contact: Paula Flisnik

- Phone: (315) 797-2233
- Email: paulaf@cabvi.org

Payment: Some free services,

Area Served: Oneida, Madison, Herkimer, Northern Otsego, Jefferson, Lewis, Fulton, Montgomery Counties

Population Served: The blind and their families

Capacity: Serve 1500 people in an 8 county area. 220 staff (100 are visually impaired)

Certification:

Services: Service Referral, Low Vision Care, Vision Rehabilitation Therapy, Orientation & Mobility, Children's Services, Pre-School Vision Screenings, Technology Services, Services & Products for people who are visually impaired, Visual Impairment Aids, Reading Services

Mohawk Valley Resource Center for Refugees

Website: <http://www.mvrccr.org/>

Location: 309 Genesee St. Utica, NY 13501

Hours:

Contact:

- Phone: (315) 738-1083

- Email:

Payment: Free

Area Served: Oneida County

Population Served: Refugees, Immigrants

Capacity:

Certification:

Services: Employment Assistance, Community Integration, Interpreters, English Classes, Citizenship Assistance

United Way of the Valley and Greater Utica Area

Website: <http://www.unitedwaygu.org/>

Location: 201 Lafayette Street, Suite 201 Utica, NY 13502

Hours:

Contact:

- Phone: (315) 733-4691
- Email: info@unitedwaygu.org

Payment: N/A

Area Served: Oneida County

Population Served: Community

Capacity: In 2013 funded 55 programs for 31 agencies

Certification:

Services: Provides Funding to Community Resources

Utica Municipal Housing Authority

Website: <http://www.uticamha.org/>

Location: 509 Second Street, Utica, NY 13501

Hours:

Contact:

- Phone: (315) 735-5246
- Email: jmariano@uticamha.org

Payment:

Area Served: Utica, Oneida County

Population Served: Low-Income

Capacity: 999 public housing and subsidized units, max financial assistance of \$24,999/year

Certification:

Services: Section 8 Program, Low-Income Public Housing, Home Improvement Program

Utica Adult Learning Center

Website: <http://www.uticaalc.org/>

Location: 309 Genesee Street Utica, NY 13501

Hours:

Contact:

- Phone: (315) 738-1083
- Email: info@uticaalc.org

Payment: Free classes

Area Served: Oneida County, specifically the Utica area

Population Served: Adults advancing their education

Capacity:

Certification:

Services: Citizenship Classes, English Classes, Family Literacy Program, Employment Assistance

Oneida-Herkimer-Madison BOCES

Website: <http://www.oneida-boces.org/>

Location: 4747 Middle Settlement Road New Hartford, NY 13413

Hours:

Contact:

- Phone: (315) 793-8500
- Email:

Payment:

Area Served: Oneida, Herkimer, Madison Counties

Population Served: Adults and Children, Special Education, High School Students

Capacity:

Certification: Board of Cooperative Educational Services

Services: Adult GED Program, Career and Technical Education Courses (Junior/Senior high school students) , Specialty Programs for those with developmental disabilities,

Nunn's Home Medical College

Website: <http://www.nunnshme.com/index.htm>

Location: 1340 Floyd Avenue Rome, NY 13440

Hours: Monday-Friday 8:30am-5:00pm, Saturday 9:00am-1:00pm

Contact:

- Phone: (315) 339-4084
- Email:

Payment: Medicare covers 80% of approved equipment, other insurances vary

Area Served: Oneida and surrounding counties

Population Served: Community, Mostly Aging Population

Capacity: N/A

Certification:

Services: Medical Supply Store

Certified Home Health Agencies

Acacia Certified Home Care Company

Certified Home Health Agency

Website: www.acaciahomecare.org

Location: 2150 Bleecker Street Utica, NY 13501

Contact: (315) 266 0614

Area Served: Oneida County

Services: Baseline Services – CHHA, Home Health Aide, Medical Social Services, Medical Supplies Equipment and Appliances, Nursing, Nutritional, Personal Care, Therapy – Occupational, Therapy – Physical, Therapy – Respiratory, Therapy - Speech Language Pathology

Visiting Nurse Association of Utica and Oneida County Inc

Certified Home Health Agency

Website: <http://faxtonstlukes.com/visiting-nurse-association-vna-utica-and-oneida-county>

Location: 1650 Champlin Avenue Utica, NY 13502

Contact: (315) 624 8900

Area Served: Oneida County

Services: Baseline Services – CHHA, Home Health Aide, Medical Social Services, Medical Supplies Equipment and Appliances, Nursing, Nutritional, Therapy – Occupational, Therapy – Physical, Therapy – Respiratory, Therapy - Speech Language Pathology

St Elizabeth Certified Home Care

Certified Home Health Agency

Website: <http://www.stemc.org/>

Location: 14 Foery Drive Utica, NY 13501

Contact: (315) 797 9770

Area Served: Oneida County

Services: Baseline Services – CHHA, Home Health Aide, Medical Social Services, Medical Supplies Equipment and Appliances, Nursing, Nutritional, Therapy – Occupational, Therapy – Physical, Therapy – Respiratory, Therapy - Speech Language Pathology

Skilled Nursing Facility

Bethany Gardens Skilled Living Center

Residential Health Care Facility - SNF

Website: <http://www.bethanynursing.com/ordereze/default.aspx>

Location: 800 West Chestnut Street Rome, NY 13440

Contact: (315) 339 3210

Capacity: 100 beds

Services: Baseline Services, Outpatient/Occupational Therapy, Outpatient/Physical Therapy, Outpatient/Speech Language Pathology Therapy, IV Therapy, Wound Care, Pain Management, Respiratory Therapy, and Cardiac Therapy

Betsy Ross Rehabilitation Center, Inc

Residential Health Care Facility - SNF

Location: 1 Elsie Street Rome, NY 13440

Contact: (315) 339 2220

Capacity: 120 beds

Services: Baseline Services

Charles T Sitrin Health Care Center Inc

Residential Health Care Facility – SNF

Website: <http://www.sitrin.com/>**Location:** 2050 Tilden Avenue New Hartford, NY 13413**Contact:** (315) 797 3114**Capacity:** 155 beds**Services:** Baseline Services, Adult Day Health Care, Respite Care (Short Term)**Colonial Park Rehabilitation and Nursing Center**

Residential Health Care Facility - SNF

Website: <http://www.colonialparkrehab.com/>**Location:** 950 Floyd Avenue Rome, NY 13440**Contact:** (315) 336 5400**Capacity:** 55 beds**Services:** Baselines Services**Eastern Star Home & Infirmary**

Residential Health Care Facility - SNF

Website: <http://www.eshomeny.org/>**Location:** 8290 State Rt 69 (PO Box S) Oriskany, NY 13424**Contact:** (315) 736 9311**Capacity:** 84 beds**Services:** Baseline Services**Focus Rehabilitation and Nursing Center at Utica**

Residential Health Care Facility - SNF

Website: <http://www.focusutica.com/>**Location:** 1445 Kemble Street Utica, NY 13501**Contact:** (315) 732 0100**Capacity:** 120 beds**Services:** Baseline Services, Adult Day Health**Harding Nursing Home**

Residential Health Care Facility - SNF

Website: <http://www.hardingnh.com/>**Location:** 220 Tower Street Waterville, NY 13480**Contact:** (315) 841 4156**Capacity:** 92 beds**Services:** Baseline Services**Heritage Health Care Center**

Residential Health Care Facility - SNF

Website: <http://hhcc.net/>**Location:** 1657 Sunset Ave Utica, NY 13502**Contact:** (315) 797 7392**Capacity:** 220 beds

Services: Baseline Services, Outpatient/Occupational Therapy, Outpatient/Physical Therapy, Outpatient/Speech Language Pathology Therapy

Katherine Luther Residential Health Care and Rehabilitation Center

Residential Health Care Facility – SNF

Website: <http://www.lutherancare.org/services/facilities-1/skilled-nursing-1>

Location: 110 Utica Road Clinton, NY 13323

Contact: (315) 853 5515

Capacity: 280 beds

Services: Baseline Services, Outpatient/Occupational Therapy, Outpatient/Physical Therapy, Outpatient/Speech Language Pathology Therapy

Masonic Care Community of New York

Residential Health Care Facility – SNF

Website: <http://www.masonichomeny.org/>

Location: 2150 Bleecker Street Utica, NY 13501

Contact: (315) 798 4800

Capacity: 320 beds

Services: Baseline Services, Outpatient/Occupational Therapy, Outpatient/Physical Therapy, Outpatient/Speech Language Pathology Therapy, Diagnostic Radiology, Respite, Palliative Care

Presbyterian Home for Central New York Inc

Residential Health Care Facility – SNF

Website: <http://www.presbyterianhome.com/>

Location: 4290 Middle Settlement Road New Hartford, NY 13413

Contact: (315) 797 7500

Capacity: 236 beds

Services: Baseline Services, Adult Day Health Care, Outpatient/Occupational Therapy, Outpatient/Physical Therapy, Outpatient/Speech Language Pathology Therapy

Rome Center for Rehabilitation and Health Care

Residential Health Care Facility – SNF

Website: <http://romerehab.net/>

Location: 801 North James Street Rome, NY 13440

Contact: (315) 337 0550

Capacity: 160 beds

Services: Baseline Services, Adult Day Health Care, Respite Care (Short Term)

Rome Memorial Hospital, Inc - RHCF

Residential Health Care Facility – SNF

Website: http://www.romehospital.org/Residential_Health_Care.aspx

Location: 1500 North James Street Rome, NY 13440

Contact: (315) 338 7000

Capacity: 80 beds

Services: Baseline Services, Clinical Laboratory Service, Radiology – Diagnostic, Respite Care (Short Term)

St Joseph Nursing Home Co of Utica

Residential Health Care Facility - SNF

Website: <http://stjosephnh.org/>**Location:** 2535 Genesee Street Utica, NY 13501**Contact:** (315) 797 1230**Capacity:** 120 beds**Services:** Baseline Services, Diagnostic Radiology**St Luke's Home**

Residential Health Care Facility – SNF

Website: <http://www.faxtonstlukes.com/st-lukes-home>**Location:** 1650 Champlin Avenue Utica, NY 13502**Contact:** (315) 624 8600**Capacity:** 202 beds**Services:** Baseline Services, Adult Day Health**Sunset Nursing and Rehabilitation Center, Inc.**

Residential Health Care Facility – SNF

Website: <http://www.sunsetnrc.com/>**Location:** 232 Academy Street Boonville, NY 13309**Contact:** (315) 942 4301**Capacity:** 120 beds**Services:** Baseline Services, Outpatient Occupational Therapy**The Pines at Utica Center for Nursing & Rehabilitation**

Residential Health Care Facility - SNF

Website: <http://www.pinesutica.com/pinesutica/home>**Location:** 1800 Butterfield Ave Utica, NY 13501**Contact:** (315) 797 3570**Payment:** Medicaid, Medicare, Private/Self Pay, Many insurance/HMO providers.**Capacity:** 117 beds**Services:** Baseline Services, Short-term Respite Care**Visiting Nurse Association of Utica and Oneida County Inc**

Long Term Home Health Care Program

Website: <http://faxtonstlukes.com/visiting-nurse-association-vna-utica-and-oneida-county>**Location:** 1650 Champlin Avenue Utica, NY 13502**Contact:** (315) 624 8900**Payment:** Medicaid, Medicare, Private Pay, Private Insurance**Certification:** Certified Home Health Agency**Services:** Personal care aides, Medical or social day care/transportation, Meals on Wheels, Personal Emergency Response System, Audiology, Housekeeping, Respite care, Specific home modifications.

Hospital Extension Clinics

Alcohol Outpatient Clinic

Hospital Extension Clinic

Location: Liberty Plaza On The Mall Rome, NY 13440

Contact: (315) 334 4701

Services: Chemical Dependency Outpatient

Barneveld Medical Office

Hospital Extension Clinic

Location: 7980 Route 12 Barneveld New York 13304

Contact: (315) 624 8440

Services: Primary Care

Bassett Healthcare - Clinton

Hospital Extension Clinic

Website: <http://www.bassett.org/community-health-centers/locations/clinton/>

Location: 34 Chenango Avenue Clinton, NY 13323

Hours: Monday through Friday: 8 a.m. to 5 p.m

Contact: (315) 853 5550

Services: Family Medicine

Boonville Family Care

Hospital Extension Clinic

Website: <http://www.romehosp.org/BoonvilleFamilyCare/>

Location: 13407 State Route 12 Boonville, NY 13309

Contact: (315) 942 3212

Services: Primary Medical Care O/P; Diagnostic Radiology O/P

Chestnut Commons PT & Rehab Center

Hospital Extension Clinic

Website:

http://www.romehosp.org/Services/Therapy_Department/Chestnut_Commons_Physical_Therapy_Center/Chestnut_Commons_Physical_Therapy_Center/

Location: 107 East Chestnut Street Rome, NY 13440

Contact: (315) 337-7952

Services: Physical Therapy, Occupational Therapy

Clinton Family Health Center

Website: <http://www.stemc.org/community-locations/view/16-clinton-medical-group>

Location: 101 College Street Clinton, NY 13323

Contact: (315) 853-5532

Services: Clinical Laboratory Service O/P, Medical Social Services O/P, Nutritional O/P, Pediatric O/P, Pharmaceutical Service, Prenatal O/P, Primary Medical Care O/P, Psychology O/P; Radiology - Diagnostic O/P, Therapy - Occupational O/P, Therapy - Physical O/P, Therapy - Respiratory O/P, Therapy - Speech Language Pathology O/P

Community Medical Services-Mohawk

Hospital Extension Clinic

Location: 5 Ann Street Mohawk, NY 13407**Services:** Clinical Laboratory Service O/P; Medical Social Services O/P; Nutritional O/P; Pediatric O/P; Pharmaceutical Service; Prenatal O/P; Primary Medical Care O/P; Psychology O/P; Radiology - Diagnostic O/P; Therapy - Occupational O/P; Therapy - Physical O/P; Therapy - Respiratory O/P; Therapy - Speech Language Pathology O/P**Community Medicine-East Utica**

Hospital Extension Clinic

Website: <http://www.stemc.org/community-locations/view/17-east-utica-medical-group>**Location:** 1256 Culver Ave Utica, NY 13501**Contact:** (315) 738 7186**Services:** Family Medicine, Pediatrics**Cooperative Magnetic Imaging Center**

1. Diagnostic and Treatment Center

Website: <http://www.cmi4mri.com/>**Location:** 107 Business Park Drive Utica, NY 13502**Contact:** (315) 792 4666**Services:** Medical Scanning, MRI, Specialty Imaging

2. Diagnostic and Treatment Center Extension Clinic

1729 Burrstone Road New Hartford, NY 13413

(315) 492 7666

3. Diagnostic and Treatment Center Extension Clinic

2209 Genesee Street Utica, NY 13502

(315) 624 7333

4. Diagnostic and Treatment Center Extension Clinic

1656 Champlin Avenue New Hartford, NY 13413

(315) 735 7287

Family Health Centers of Community Memorial Hospital

Primary Care Hospital - Critical Access Hospital Extension Clinic

Website: <http://www.communitymemorial.org/family-health-centers/waterville>**Location:** 117 West Main Street Waterville, NY 13480**Hours:** Monday-Friday 8:00 a.m. to 5:00 p.m.**Contact:** (315) 824 6083**Services:** Family Medicine, Orthopedics, Physical Therapy, Respiratory, Cardiology, Neurology, General Surgery**Faxton Medical Campus**

Hospital Extension Clinic

Website: <http://faxtonstlukes.com/locations/medical-imaging-faxton-campus>

Location: 1676 Sunset Avenue Utica, NY 13502

Contact: (315) 624 6001

Services: Imaging

Faxton-St Lukes Healthcare St Lukes Division

Hospital

1656 Champlin Avenue Utica, NY 13502

(315) 624 6001

FSLH-Masonic Dialysis Unit

Hospital Extension Clinic

Location: 2150 Bleeker Street Utica, NY 13501

Contact: (315) 724 3987

Services: Dialysis

FSLH Regional Cancer Center Rome

Hospital Extension Clinic

Location: 91 Perimeter Road Rome, NY 13341

Services: Linear Accelerator; Radiology-Therapeutic O/P

Genesee Urgent Care

Hospital Extension Clinic

Website: <http://faxtonstlukes.com/conditions-treated-urgent-care>

Location: 1904 Genesee Street Utica, NY 13502

Contact: (315) 793 8856

Services: Minor Medical Care only

Hampden Place

Hospital Extension Clinic

Location: 6 Hampden Place Utica, NY 13501

Contact: (315) 734 4484

Services: Primary Medical Care

Harden Blvd Health Center

Hospital Extension Clinic

Location: 9562 State Route 13 Camden , NY 13316

Contact: (315) 245 2070

Services: Primary Medical Care, Diagnostic Radiology

James Donovan Middle School

School Based Diagnostic and Treatment Center Extension Clinic

Location: 1701 Noyes Street Utica, NY 13502

Contact: (315) 738 1428

Mohawk Valley Heart Institute, Inc

Website: <http://www.mvheart.org/>

Hospital

2209 Genesee Street Utica, NY 13501 \

(315) 823 0808

Services: Surgery, Minimally Invasive Surgery, Catheterization Lab, Electrophysiology Lab,
Cardiac Rehabilitation

New Hartford ACP Medical Office

Website: <http://faxtonstlukes.com/locations/adirondack-community-physicians-acp-new-hartford-medical-office>

Hospital Extension Clinic

8411 Seneca Turnpike New Hartford, NY 13413

(315) 624 8500

North Utica Community Health Center

Website: <http://www.stemc.org/community-locations/view/22-north-utica-medical-group>

Hospital Extension Clinic

417 Trenton Road Utica, NY 13502

315-797-5810

North Utica Medical Office

Website: <http://faxtonstlukes.com/locations/adirondack-community-physicians-acp-north-utica-medical-office>

Hospital Extension Clinic

35 Riverside Drive Utica, NY 13502

(315) 624-8400

Oneida County Health Department

Website: <http://www.ocgov.net/health>

Diagnostic and Treatment Center

406 Elizabeth Ave Utica, NY 13501

(315) 798 6400

Oneida County Health Department

Website: <http://www.ocgov.net/health>

Diagnostic and Treatment Center Extension Clinic

300 West Dominick Street Rome, NY 13440

(315) 798 5888

Prime Care

Website: <http://www.romehospital.org/Directory.aspx>

Hospital Extension Clinic

155 West Dominick St Rome , NY 13440

(315) 338 7640

Regional Wound Care Center

Website: <http://www.romehosp.org/Wound/>
Hospital Extension Clinic
267 Hill Road Rome, NY 13440
(315) 338 7540

Rome Memorial Hospital - 1617 North James St

Website: <http://www.romehospital.org/Directory.aspx>
Hospital Extension Clinic
1617 North James St Rome, NY 13440

Rome Memorial Hospital - 1801 Black River Blvd

Website: <http://www.romehospital.org/Directory.aspx>
Hospital Extension Clinic
1801 Black River Blvd Rome, NY 13440

Rome Memorial Hospital - 1819 Black River Blvd

Hospital Extension Clinic
1819 Black River Blvd Rome, NY 13440

Rome Memorial Hospital, Inc

Hospital
1500 N James St Rome, NY 13440
(315) 338 7000

Sauquoit Community Medicine

Website: <http://www.stemc.org/community-locations/view/23-sauquoit-medical-group>
Hospital Extension Clinic
2888 Oneida Street Sauquoit, NY 13456
315-732-0660

Sister Rose Vincent Family Medicine Center

<http://www.stemc.org/community-locations/view/18-sister-rose-vincent-family-medicine-center>
Hospital Extension Clinic
120 Hobart Street Utica, NY 13501
315-798-1149

Sitrin Medical Rehabilitation Center

Website: <http://www.sitrin.com/>
Diagnostic and Treatment Center
2050 Tilden Avenue New Hartford, NY 13413
(315) 797 3114

SLMHC - Rome Dialysis Unit

Hospital Extension Clinic
91 Perimeter Road Rome, NY 13441
Services: Dialysis

St. Elizabeth Medical Group-New Hartford

Website: <http://www.stemc.org/community-locations/view/31-new-hartford-medical-group>
 Hospital Extension Clinic
 86 Genesee St New Hartford, NY 13413
 (315) 797 5810

St. Elizabeth Medical Arts

Website: <http://www.stemc.org/community-locations/view/26-st-elizabeth-medical-arts>
 Hospital Extension Clinic
 4401 Middle Settlement Road New Hartford , NY 13413
 (315) 734 4978

St Elizabeth Medical Center

Hospital
 2209 Genesee St Utica, NY 13501
 (315) 798 8100

UCP & Handicapped Persons of Utica

Website: <http://www.upstatecp.org/>

Diagnostic and Treatment Center Extension Clinic
 1601 Armory Drive Utica, NY 13501
 (315) 724 6907

Diagnostic and Treatment Center Extension Clinic
 Rd#2 North Gage Road Barneveld, NY 13304
 (315) 724 6907

Diagnostic and Treatment Center Extension Clinic
 1427 Genesee St Utica, NY 13502
 (315) 724 6907

UCP at Brookley Road

Diagnostic and Treatment Center Extension Clinic
 130 Brookley Road Rome, NY 13440
 (315) 738 0794

UCP Clinic at Rome

Diagnostic and Treatment Center Extension Clinic
 801 Cypress Street Rome, NY 13440
 (315) 798 8868

Utica Community Health Center

Website: <http://rpcn.org/utica/>

Diagnostic and Treatment Center Extension Clinic
 1651 Oneida Street Utica, NY 13501
 (585) 325 2280

Verona Health Center

Website: <http://www.oneidahealthcare.org/patient-care-services/primary-care-services>
 Hospital Extension Clinic
 5553 Main Street Verona, NY 13478
 (315) 363 6000

Washington Mills Office

Website: <http://faxtonstlukes.com/acp-locations>
 Hospital Extension Clinic
 3946 Oneida Street New Hartford, NY 13413
 (315) 737 8300

Waterville Family Health Center

Website: <http://www.communitymemorial.org/family-health-centers/waterville>
 Hospital Extension Clinic
 117 West Main St Waterville, NY 13480
 (315) 841 4178

Waterville Office

Website: <http://faxtonstlukes.com/locations/adirondack-community-physicians-acp-whitesboro-medical-office>
 Hospital Extension Clinic
 358 Madison Street Waterville, NY 13480
 (315) 841 4937

Whitesboro Office

Hospital Extension Clinic
 37 Main Street Whitesboro, NY 13492
 (315) 736 9337

Women & Children's Fam Health Center

Website: <http://www.stemc.org/community-locations/view/35-children-s-health-center>
 Hospital Extension Clinic
 2212 Genesee St Utica, NY 13502
 315-734-3161

Private Practice

Mohawk Valley Practitioners

1 Notre Dame Ln, Utica, NY 13502
 (315) 733-7913
 Family Medicine

Mohawk Glen Family Practice

Location: 91 Perimeter Rd Rome, NY 13441

Hours: Monday-Friday 9:00 am - 5:00 pm

Contact: (315) 336-4830

Family Medicine

Adult Care Facilities

Adult Living Facilities**Adirondack Manor Home for Adults**

Website: <http://www.adirondackmanor.com/>

128 Main Street Camden, NY 13316

Phone: (315) 245-1520

Number of beds: 40

Adirondack Manor HFA D.B.A. Willow Park HFA

Website: <http://www.adirondackmanor.com/>

1550 Herkimer Road Utica, NY 13502

Phone: (315) 732-2257

Number of beds: 60

Assisted Living Program beds: 30

Alterra Clare Bridge Cottage of Clinton

115 Brookside Drive Clinton, NY 13323

Phone: (315) 859-1947

Number of beds: 40

Cedarbrook Village, Incorporated

Website: <http://www.sitrin.com/senior-care/assisted-living>

101 Sitrin Lane New Hartford, NY 13413

Phone: (315) 737-2227

Number of beds: 65

Assisted Living Program beds: 17

Focus Senior Living at Utica

Website: <http://www.focusutica.com/>

1445 Kemble Street Utica, NY 13501

Phone: (315) 732-0100

Number of beds: 110

Assisted Living Program beds: 87

Lutheran Home of Central New York

Website: <http://www.lutherancare.org/>

108 Utica Road Clinton, NY 13323

Phone: (315) 853-5515

Number of beds: 68

Masonic Home

Website: <http://www.masonichomeny.org/>

2150 Bleecker Street Utica, NY 13501

Phone: (315) 798-4800

Number of beds: 96

Pounder Hall EHP

1400 Utica Street Oriskany, NY 13424

Phone: (315) 736-1759

Number of beds: 17

Presbyterian Residential Community

Website: <http://www.presbyterianhome.com/residential/>

4300 Middle Settlement Road New Hartford, NY 13413

Phone: (315) 797-7500

Number of beds: 96

Assisted Living Program beds: 42

Rome Home

417 North Washington Street Rome, NY 13440

Phone: (315) 336-4420

Number of beds: 19

The Terrace at Woodland

Website: <http://terraceatwoodland.com/>

8299 Turin Road Rome, NY 13440

Phone: (315) 336-0307

Number of beds: 60

Assisted Living Program beds: 16

Assisted Living Residence (ALR) beds: 44

Special Needs ALR Beds: 12

Otsego County

Addiction Services

Alcoholic Anonymous (AA)

Statewide information: 1-888-227-6237 (2 B SOBER)

Website: www.ny-aa.org

Otsego, Delaware, Chenango, and Schoharie County Meetings found at:

<http://www.adaonline.org/meetings/aaday.htm>

Services: Counseling in self-help for alcoholics. Regular support group meetings.

Al-Anon-Otsego

Website: <http://www.nynafg.com/>

Meetings listed for Otsego, Delaware, Chenango, and Schoharie Counties:

<http://www.adaonline.org/meetings/alday.htm>

Services: Strength and hope support group meetings for friends and families of problem drinkers.

Narcotics Anonymous:

Website: <http://www.na.org/>

Meetings listed for Otsego, Delaware, Chenango, and Schoharie Counties:

<http://www.adaonline.org/meetings/naday.htm>

Services: Community-based association of recovering drug addicts

Otsego County Chemical Dependency Clinic

Service Type: Addiction/Substance Abuse

Website: <http://www.otsegocounty.com/depts/cdc/>

Locations:

Oneonta

242 Main Street Oneonta, NY 13820

Contact: (607) 431-1030

Hours: Monday-Friday: 8:30-4:30

Cooperstown

140 Co. Hwy 33W, Suite 1 Cooperstown, NY 13326

Contact:

- Phone: (607) 547-1610
- Email: smiths@otsegocounty.com

Hours: Monday-Friday: 8:30-4:30

Payment: Private insurance, Medicaid, Child/Family Health Plus, self-pay, sliding scale.

Area Served: Otsego County

Population Served: Drug and Alcohol Abuse

Capacity:

Certification:

Services: Drug Counseling; Alcohol Counseling

LEAF: Leather-stocking Education on Alcoholism / Addictions Foundation and Council on Alcoholism, Inc.

Service Type: Addiction/Substance Abuse

Website: <http://leafinc.org/>

Location: 80 Water Street, Oneonta, NY

Hours: Monday through Friday 8:30 a.m. to 4:30 p.m.

Summer hours (June 25th to Sept 7th) 9:00am to 4:00pm

Contact:

- Phone: (607)-432-0090

Payment:

Area Served: Otsego County

Population Served: Drug abuse; alcohol abuse; school aged children

Capacity:

Certification:

Services: Support Groups, Tobacco prevention/education (school aged), Alcohol Prevention/Education (age 12-20), Drug Prevention/Education (age 12-19), Life Skills Training (school aged), Drinking and Driving

LEAF Council on Alcoholism and Addictions is dedicated to helping create a community where children and adults can live in healthy environments that are free from the effects of alcoholism and other addictive diseases. Accomplished through provision or support of education, prevention, referral, treatment, collaboration, and advocacy.

Friends of Recovery of Delaware and Otsego Counties: Turning Point Center

Service Type: Addiction/Substance Abuse

Website: <http://friendsofrecoverydo.org/overview/>

Location: 22 Elm Street Oneonta, NY 13820 (Otsego County Office)

Hours:

Contact:

- Phone: 607-267-4435

Payment: Free

Area Served: Otsego

Population Served: Substance Abuse

Capacity:

Certification: 501 (c) 3 not for profit organization

Services:

Support Groups (Alcoholics Anonymous, Narcotics Anonymous, Gamblers Anonymous, Codependents Anonymous, Adult Children of Alcoholics, Sex/Love Addicts Anonymous), Emotional Support Services, Peer-Led Support, Telephone Recovery Support Services, Social/Recreational Activities, Substance Abuse Education

New York State Smokers' Outline

Service Type: Smoking Cessation

Website: <http://www.nysmokefree.com/default.aspx>

Contact:

- Phone: 1-866-697-8487

Payment: Free

Area Served: Statewide

Services: The New York State Smokers' Outline is free and confidential service that provides effective stop smoking services to New Yorkers who want to stop smoking.

Mental Health

Otsego County Mental Health Clinic

Service Type: Mental Health

Website: <http://www.otsegocounty.com/depts/mh/>

Location: 242 Main Street Oneonta, NY 13820

Hours: Monday - Friday 8:30am – 5:00pm (hours vary July through August)

Contact:

- Phone: (607)-433-2343
- Email: MattS@otsegocounty.com

Payment: private insurance, Medicaid, Medicare, sliding scale

Area served: Otsego County

Population Served: Mental Illness

Capacity:

Certification:

Services: Individual Counseling, Family Counseling, Case Management

Staff includes: NYS licensed psychologist, NYS licensed psychiatrist, NYS licensed psychiatric nurse practitioner, NYS licensed social workers, NYS licensed clinical social workers, Intensive case managers, Supportive case managers

Specialty Services: Children's Community Residences (OMH-licensed 8-bed group homes), Community Residences (OMH-licensed group homes that vary in size from 8 to 14 individuals), Apartment Program (OMH-licensed residential units)

National Alliance on Mental Illness (NAMI) of Otsego County

Service Type: Mental Health; Education

Website:

http://www.nami.org/Template.cfm?Section=Your_Local_NAMI&template=/CustomSource/LocalDetail.cfm&LocalID=af1dc6a6-bbe5-4224-83b1-d12151c01b8a&StateID=

Location:

Hours:

Contact:

- Phone: (607) 547-9544
- Email: namiofotsego@gmail.com

Payment: Free

Area Served: Otsego County

Population Served: Mental Illness; families

Capacity:

Certification:

Services: Support Groups, Family Support, Mental Health Education,

NAMI members are concerned families and friends of people who suffer from psychiatric illnesses. It offers mutual support to those coping with the issues and needs of a loved one who is mentally ill.

Rehabilitation Support Services (RSS)**Service Type:** Mental health; Addiction/Substance Abuse**Website:** <http://rehab.org/rehabilitation-services/>**Location:** 9 River Street PO Box 781 Oneonta, NY 13820**Contact:**

- Phone: (607) 433-0002
- Email: ebutz@rehab.org

Payment: Fees are subsidized by SSI/SSD income, Medicaid, and/or private pay**Area Served:** Otsego, Delaware, and Chenango Counties**Population Served:** Mental Health, substance abuse**Capacity:****Certification:****Services:** Housing, Residential, Treatment, Employment Services, Service Coordination, Social Skills Training, Healthy Lifestyle Promotion (Fitness/Wellness), Peer Support.**Otsego County Community Services Single Point Of Access (SPOA)****Location:**

1. 140 Ct. Hwy 33W, Suite 1, Cooperstown, NY
2. 9 River St, Oneonta, NY

Hours: Monday-Friday, 8:00am- 3:30pm**Phone:** (607) 547 -1621**Specialty Services:**

Designed to assist individuals with a mental disability and their families residing in the community to navigate the complex human services system. The SPOA is designed to use county resources wisely while meeting the unique needs of our county. The SPOA is designed to maximize coordination of human services and service delivery. At any time during working hours any individual may be referred to the SPOA by walking into the social club. Referrals may also be made by calling the SPOA Clinical Coordinator or the Otsego County Community Services office.

Bassett Medical Center: Psychiatric Unit**Website:** <http://www.bassett.org/our-network/patient-services/behavioral/>**Location:** 1 Atwell Road, Cooperstown, NY 13326**Contact:**

- Phone: (607) 547-3500

Area Served: Bassett Region**Population Served:** Adults (18+) requiring acute care hospitalization**Services:** Inpatient Psychiatric Care: Psychiatric Assessment, Evaluation and Treatment

Outpatient Care: Assessment and Treatment Planning, Individual Psychotherapy for Children and Adults, Marital Therapy and Medication Management.

Developmental Disabilities**Family Resource Network, Inc.: Oneonta Branch****Service Type:** Developmental Disabilities

Website: <http://www.familyrn.org/>

Location: 46 Oneida St #1, Oneonta, NY 13820

Hours:

Contact:

- Phone: (607) 432-0001
- info@familyrn.org

Payment: Free (OPWDD qualified individuals); \$15 per semester otherwise

Area Served: (Primary) Otsego, Delaware, Chenango, Broome, Tioga and Tompkins
(Secondary) Funds provided to Schoharie

Populations Served: Developmentally disabled and their families

Capacity: 6 full time and two part time staff and serve over 2000 families in this area every year.

Certification: Family Support Services agency; Family Peer Credentialed through Families Together of New York State as well as Partners in Policymaking of New York State.

Funding: NYS Office of People with Developmental Disabilities, NYS Office of Mental Health, Otsego County Community Services Board, Otsego County DSS, Chenango County DSS, Delaware County Mental Health.

Services:

Resource Center, Free Computer and Internet, Residential, Family Support, Peer Support, Social Skills and Recreation Program, Advocacy, Training, Education, Support Groups, Autism Awareness.

FRN is a parent-run, parent-driven, non-profit organization serving families of children with special needs central NY. FRN provides information, support and advocacy services to families who have children with developmental, special health care and mental health needs

Broome Developmental Services: Otsego Office

Website: <http://www.opwdd.ny.gov/>

Location: 28 Hill St., Suite 212, Oneonta, NY 13820

Contact:

- Phone: (607) 432-8860

Payment: Free

Area Served: Otsego County

Population Served: Those with developmental disabilities

Services: Evaluations, Treatments, Vocational Training, Child Care Services, Recreational/Social Programs and Respite

The Arc Otsego

Service Type: Developmental Disabilities

Website: <http://www.arcotsego.org/>

Location: PO Box 490 35 Academy St Oneonta, NY 13820

Hours:

Contact:

- Phone: (607)-432-8595
- Email: info@arcotsego.org

Payment: Medicaid, self pay

Area Served: Otsego County

Population Served: Developmentally disabled

Capacity: 270 staff serve 500 individuals at 21 sites in Otsego county

Certification: All program certified by OPWDD

Funding: Medicaid, some self-pay, ACCES-VR

Services: Residential Services, Day Treatment, Transportation, Employment Services, Vocational Services

Kennedy Willis Center on Down Syndrome: Pathfinder Village

Service Type: Developmental Disability

Website: <http://www.pathfindervillage.org>

Location: 3 Chenango Road Edmeston, NY 13335-2314

Hours:**Contact:**

- Phone: (607)965-8377 Ext. 117
- Email: info@pathfindervillage.org

Payment:

Area Served: Otsego County

Population Served: Developmental Disabilities

Capacity:**Certification:**

Services: Residential Services, Service Coordination, Counseling, Dental Care

Springbrook

Service Type: Developmental Disabilities

Website: www.springbrookny.org

Location: 105 Campus Drive Oneonta, NY 13820

Contact:

- Phone: (607) 286-7171
- Email: news@springbrookny.org

Payment: Medicaid, self-pay

Area Served: Otsego

Population Served: Developmentally disabled; their families

Capacity:**Certification:**

Services: Early Intervention, Evaluation, Service Coordination, Speech Therapy, Occupational Therapy, Physical Therapy, Residential, Day Habilitation, Adaptive Technology Training, Respite, Social Skills Training, Employment

Maternity/Perinatal

Family Planning of South Central NY

Service Type: Mother/Infant/Perinatal

Website: <http://fpscnny.org/locations-and-hours/oneonta-health-center/>

Location: 37 Dietz Street Oneonta, NY 13820

Hours: Monday – Friday: 9:00a.m. – 5:00p.m., Tuesdays until 7:00p.m.
Saturdays twice a month: 9:00 a.m. – 1:00 p.m

Contact:

- Phone: (607)-432-2250

Payment: sliding fee, Medicaid, Family Health Plus, private insurance

Area Served: Broome, Chenango, Delaware, and Otsego Counties

Population Served: Men and women, Mothers, Pregnant women

Capacity: 0 beds, 47 staff members across all 5 health centers, Serves approximately 10,000/year

Certification: Licensed by the New York State Department of Health

Funding: Government grants, insurance, Medicaid, public support, and self-pay patients

Services:

Birth control; information: Accessing medical care, Reproductive health, Sexually transmitted infections; Testing for STI's; Pregnancy Testing; Cancer screenings

La Leche League: Otsego County

Service Type: Mother/Infant/Perinatal

Website: <http://www.lllny.org/>

Location: 696 Dog Hill Rd Maryland, NY 12116

Hours:

Contact:

- Email: mccocchiara@mindspring.com

Payment: Free

Area Served: Otsego County

Population Served: New mothers

Capacity:

Certification:

Services: Support Groups, Breastfeeding Education

* Women's Meeting 2nd Wednesday of each month at 10:00am / Family Meetings 4th Wednesday of the month at 5:00 pm. Meetings are held at The First United Methodist Church, corner of Chestnut St. and Church St., Oneonta.

Health/Disease Prevention/Education

Oneonta Community Health Center

Website: <http://www.oneontaclinic.org/>

Location: Oneonta Community Health Center 31 Main Street, Suite 2A Oneonta, NY 13820

Hours: Open Tuesday evenings from 5:30 - 8:00 pm.

Contact:

- Phone: (607) 433-0300.
- Email: oneontaclinic2@stny.twcbc.com

Payment: All services are free to qualified individuals

Area Served: Otsego and Delaware Counties

Population Served: Those with income less than 300% of the poverty line but greater than that required to have Medicaid

Capacity: Not Listed

Certification:

Services: Preventative and acute care, Management of some chronic and long-term medical conditions i.e. diabetes, asthma, high blood pressure, Health maintenance through return visits and education, Specialty referrals, Dental referrals, Health Education, Life Issues Counseling, Nutrition and Dietary Counseling, Prescription Assistance

Rural Health Education Network of Schoharie, Otsego and Montgomery Counties (RHENSOM)

Service Type: Disease Prevention/Education

Website: www.rhensom.org

Location: Bassett Healthcare Network One Atwell Road Cooperstown, NY 13326

Hours:

Contact:

- Phone: 607-547-7696
- Email: thomas.hohensee@bassett.org - Tom Hohensee (Executive Director)

Payment: Free

Area Served: Otsego, Montgomery, Schoharie Counties

Population Served: School aged children

Capacity:

Certification: Funded by New York State Department of Health, Office of Rural Health, Rural Health Network Development Program

Services:

Nutrition Education, Dental Education, Healthy Lifestyle Promotion (Fitness/Wellness)

Specialty Services:

Chronic Disease Workshops, Diabetes Prevention Workshops

* RHENSOM is designed to provide health education and information that promotes a healthy lifestyle to the above rural areas. The focus is on healthy eating and exercise as a means to prevent obesity, diabetes, heart disease and other chronic diseases; provides education about these issues; dental education health program for elementary children; promotion of rural healthcare careers to area high school and college students.

Alzheimer's Association of Northeastern NY**Service Type:** Disease Prevention/Education**Website:** <http://www.alz.org/northeasternny/index.asp>**Location:** Leatherstocking Office 140 Highway 33 West, Suite 2 Cooperstown, NY 13326**Hours:****Contact:**

- Phone: (607)-547-1650
- Email: infoneny@alz.org

Payment: Free**Area Served:** Otsego County**Population Served:** Alzheimer's patients**Capacity:****Certification:****Services:** Family Support, Support Groups (Alzheimer's)**Specialty Services:**24 hour helpline (**1-800-272-3900**), Alzheimer's Education, Alzheimer's Support Services**Cancer Screening Services of Delaware, Otsego & Schoharie Counties****Service Type:** Disease Prevention Education**Website:** <http://www.bassett.org/our-network/patient-services/cancer-services-program-of-delaware-otsego-schoharie-counties/>**Location:** Mobile services provided at local hospitals and clinics**Contact:**

- Phone: 1-888-345-0225

Payment: Free**Area Served:** Delaware, Otsego, Schoharie Counties**Population Served:** Men (age 50+) and Women (age 40+) without health insurance**Capacity:****Certification:****Services:** Cancer Screenings, Diagnosis, Referral**Specialty Services:**

Links to Medicaid Treatment Program for breast, cervical, colorectal and prostate cancer, HPV vaccinations

Southern Tier AIDS Program (Oneonta Office)**Service Type:** Disease Prevention/Education**Website:** <http://www.stapinc.org/>**Location:** 31 Main St # 6, Oneonta, NY 13820**Hours:** Mon - Fri: 9:00 am - 5:00 pm**Contact:**

- Phone: (607) 432-6654

Payment: Free

Area Served: Broome, Chemung, Chenango, Cortland, Delaware, Otsego, Tioga, and Tompkins Counties.

Population Served: AIDS patients, families

Capacity: Not listed

Certification: Not listed

Services:

Patient Services:

Case Management, One-on-one coordination of services

Information, Referral, Support Groups, Treatment Literacy, HIV/AIDS education, Housing Services, Secondary Prevention, Social Help

Prevention Services:

Programming, Community Education, Outreach,

HIV-positive speakers' bureau and staff training (schools, prisons, faith-based settings, human service agencies and the general public).

Rural Adult Immunization Coalition of Schoharie, Otsego, Montgomery, Fulton and Delaware Counties

Website:

<http://www.nysacho.org/files/2013%20Adult%20Meetings/Northeastern/RAIC%20info.pdf>

* Rural Adult Immunization Coalition of Schoharie, Otsego, Montgomery, Fulton and Delaware Counties meets four times a year to raise awareness of the importance of adult immunization thereby reducing the spread of vaccine preventable diseases through immunization. Through coordination of programs and services within the five counties, this group provides and promotes education to the public and health care professionals to increase access to services and resources.

Cornell Cooperative Extension of Schoharie and Otsego Counties: Cooperstown Office

Service Type: Community Outreach Program

Website: www.cce.cornell.edu/otsego

Location: 123 Lake Street Cooperstown, NY 13326

Hours:

Contact:

- Phone: (607) 547-2536
- Email: otsego@cornell.edu

Payment: Free

Area Served: Otsego, Schoharie Counties

Population Served: Children; Community

Capacity:

Certification: 501(c)(3) non-profit educational organization

Services: Youth Development, Nutrition Education/Services,

Specialty Services:

- **4-H Youth Development Program**

The 4-H Youth Development Program offers a variety of educational and fun experiences for youth ages 5-19 and adult volunteers.

- **Eat Smart in Otsego County**

Eat Smart New York (ESNY) nutrition education is *Free* to all individuals who qualify for and/or receive benefits through the Supplemental Nutrition Assistance Program (SNAP) (formerly known as Food Stamps”). ESNY also is referred to as SNAP-Ed, since it is the nutrition education component of SNAP.

Otsego County Department of Health

Service Type: General/Human Services

Website: <http://www.otsegocounty.com/depts/doh/>

Location: 140 County Highway 33 West, Suite 3 Cooperstown, NY 13326

Hours: Monday-Friday 9:00am-5:00pm

Contact: Heidi Bond (Director)

- Phone: (607) 547-6459
- Email: bondh@otsegocounty.com

Services: Health Education, Early Intervention

Aging Population

Catskill Center for Independence

Service Type: Disabled Population

Website: <http://www.ccfi.us/>

Location: 6104 New York 23, Oneonta, NY 13820

Hours:

Contact:

- Phone: (607) 432-8000
- Email: ccfi@ccfi.us

Payment: Free

Area Served: Otsego, Delaware, Schoharie Counties

Population Served: Disabled

Capacity:

Certification: nonprofit organization

Services: Advocacy, Peer Counseling Referrals, Benefits Advisement, Independent Living Skills Training, Adaptive Services

Otsego County Office for the Aging

Service Type: Aging/Adult Care

Website: <http://www.otsegocounty.com/depts/ofa/OfficefortheAgingProgramsServices.htm>

Locations:

1. The Meadows Complex Suite 5, 140 Co. Hwy. 33W Cooperstown, NY 13326
Contact: 607-547-4232
2. 403 Chestnut St Oneonta NY 13820
Contact: 607-432-9041

Payment:**Area Served:** Otsego County**Population Served:** Aging population**Capacity:****Certification:****Services:** Chronic Disease Management, Energy Assistance (age 60+), Prescription Assistance, Entitlement Counseling, Transportation Services, Case Management, Respite, Home Care, Ombudsman Service, Nutrition Education/Services, Healthy Lifestyle Promotion (Fitness/Wellness), Tax Assistance, Health Insurance Assistance**Specialty Services:** Lifeline (phone service assistance), and Safe Driving Course (elderly)**NY Connects: Otsego****Service Type:** Aging/Adult Care**Website:** <http://www.otsegocounty.com/depts/plc/>**Location:** The Meadows Complex Suite 5, 140 County Highway 33W Cooperstown, NY 13326**Hours:****Contact:**

- Phone: (607) 547-4390

Payment: Free**Area Served:** Otsego County**Population Served:** Aging population**Capacity:****Certification:****Services:** Referral, Information**Specialty Services:** Provides resources for Home Care and Skilled Nursing**First Community Care of Bassett****Service Type:** General Medical**Website:** <http://www.bassett.org/fcc-medical-equipment/>**Location:** 12 Commons Drive Cooperstown, NY 13326**Hours:** Monday through Friday, 8:30 A.M to 5 P.M.**Contact:**

- Phone: (800) 390-4395 and (607) 547-2173
- Email: info@fccofbassett.com

Payment: Medicare, Medicaid, private insurances**Area Served:** Serves a 7 county wide area**Population Served:** Aging population**Capacity:****Certification:****Services:** Medical Device Assistance**Catskill Area Hospice & Palliative Care, Inc.****Service Type:** Aging/Adult Care

Website: <http://www.cahpc.org/>

Location: 261 Main St. Oneonta, NY 13820

Hours: Tue. – Sat. 10am – 4pm

Contact:

- Phone: 607-432-5335

Payment: Medicare, Medicaid, Insurance, self-pay, sliding scale

Area Served: Otsego, Delaware, Schoharie Counties

Population Served: Aging population; their families

Capacity: Not listed

Certification: Medicare Certified Hospice

Services:

Hospice, Home Health Aides Palliative Care, Medical Device Assistance, Service Coordination, Skilled Nursing Care, Support Groups, Grief Counseling, Bereavement

Specialty Service: Camp Forget-Me-Not

The two-day camp is open to children in kindergarten through 12th grade in Otsego, Delaware and Schoharie counties who are grieving a loss.

General/Human/Social Service

Veterans Service Agency, Otsego County Veterans Services – NYS

Website: <http://www.otsegocounty.com/depts/vet/>

Location: 140 County Highway 33W Cooperstown, NY 13326

Hours: Monday – Friday 9:00am - 2:00pm

Contact:

- Phone: (607) 547-4224
- Email: lottridgem@otsegocounty.com

Services: The VA Agency of Otsego County provides assistance to veterans and their families in understanding and applying for veterans' benefits.

Opportunities for Otsego, Inc.

Service Type: General/Human Services

Website: <http://www.ofoinc.org/>

Location: 3 West Broadway, Oneonta, New York 13820

Hours: Monday-Friday 8:00am-5:00pm

Contact:

- Phone: 607.433.8000
- Email: info@foinc.org

Payment:

Area Served: Otsego County

Population Served: Community; Low income, Children

Capacity:

Certification:

Services:

Maternity Services, Family Self-Sufficiency, Child Development, Child Education, Child Care Services, Energy Services, Nutrition Services, WIC, Breastfeeding Promotion, Emergency Housing, Transportation Services, Victims Services

Catholic Charities of Delaware & Otsego Counties

Service Type: General/Human Services

Website: <http://www.charitiesccdo.org/>

Location: 176 Main Street Oneonta, NY 13820

Hours:

Contact:

- Phone: (607)-432-0061
- Email: tmartindale@charitiesccdo.org

Payment: Free

Area Served: Delaware, Otsego Counties

Population Served: Community, low income

Capacity:

Certification:

Services:

Emergency Services, Referral, Dispute Resolution, AIDS Services, Maternity Services, Case Management, Alternatives to Incarceration, Victim Impact, Child Care Support Services, Housing, Emergency Shelter

Specialty Services:

Project Safe Point: Provides supports and services to meet the needs of those living with or at risk for HIV/AIDS and other chronic medical conditions.

American Red Cross of Otsego County

Service Type: General/Human Services

Website: <http://www.redcross.org/ny/utica>

Location: 101 Main Street #5 Cooperstown, NY 13326

Hours:

Contact: Richard Hajeris

- Phone: (607) 547-2441
- Email: richard.hajeris@redcross.org

Payment: Free

Area Served: Otsego County

Population Served: Community

Capacity:

Certification: 501 (c)3 non-profit organization

Services: Energy Assistance, Food Assistance, Emergency Shelter

Specialty Services: Blood Donation Program, Disaster Relief

Salvation Army**Service Type:** General/Human Services**Website:** http://www.use.salvationarmy.org/use/www_use_EmpireNY.nsf/vw-dynamic-index/13425BA59D5EA7DB852579D0006C8E1B?openDocument**Location:** 25 River St., Oneonta NY 13820**Hours:****Contact:**

- Phone: (607) 432-5960

Payment: Free**Area Served:** Otsego, Delaware County**Population Served:** Low income, Community**Capacity:****Certification:****Services:** Emergency Assistance, Shelters, Food Assistance, Clothing, Energy Assistance, Prescription Assistance**Family Service Association of Oneonta, Inc.****Service Type:** General/Human Service**Website:** <http://www.fsaoneontany.org/>**Location:** 277 Chestnut St, Oneonta, NY 13820**Hours:** Monday -Wednesday: 9:30 - 12:30 and 1:30 - 4:30pm, Thursday: 1:30 - 4:30, Friday appointment only**Contact:**

- Phone: (607) 432-2870

Payment: Free**Area Served:** Otsego County**Population Served:** Families in need**Capacity:****Certification:****Funding:** Mainly provided by United Way of Delaware and Otsego Counties**Services:**

Clothing, Emergency Services, Prescription Assistance, Transportation Assistance, Housing, Furniture, Parent Resource Center, Parenting Skills

Specialty Services: Holiday Programs: Thanksgiving Food Basket Program and Adopt a Family at Christmas***Youth Services*****Boy Scouts of America - Otschodela Council**www.otschodela.orgEmail: thomas.wright@scouting.org

Character development, physical fitness, citizenship through group and individual experiences.

Girl Scouts - Indian Hills Council

Website: www.gsnypenn.org

Location: Oakdale Mall Suite 52, 601-635 Harry L Drive Johnson City, NY, 13790-1245

Contact:

- Phone: 607-724-6572

Service Center Hours: Monday through Thursday 8:30 a.m. – 5 p.m.; Friday 8:30 a.m. – 12:30 p.m.

Offers girls the opportunity to make new friends, develop leadership skills and build self-confidence through continuous adventures in learning that address current interests and future roles as women.

Bugbee Children's Center (SUCCO)

Website: <http://www.oneonta.edu/development/childcenter>

Location: Bugbee Hall, State Street Oneonta, NY 13820

Contact:

- Phone: (607)-436-2484

Population Served: children aged 8 weeks to 5 years

Payment: private pay, sliding fee scale

The goal for the Center is to provide a safe, healthy, caring and stimulating environment for children. This environment is designed to meet the children's developmental needs by being emotionally nurturing, physically safe, and cognitively challenging.

Oneonta Boys and Girls Club, Inc.

Website: www.oneontaboysandgirlsclub.com

Location: 70 River Street Oneonta, New York 13820

Contact:

- Phone: (607)-432-1133

Population Served: youth, ages 7-15 with continued membership up until the age of 21

Area Served: Otsego, Delaware and Chenango.

Specialty Services: Offers a wide range of sports activities as well as more leisurely programs such as: arts 'n crafts, wood shop, game room activities, board games.

Otsego County Youth Bureau

Website: <http://www.otsegocounty.com/depts/yth/>

Contact: (607)-547-4329

All areas of youth programming such as funding, research information and planning. Assists public and private groups to apply for 50% reimbursement for programs serving children, youth and families. Administers funds for NYS OCFS (Office of Children and Family Services).

Specialty/Housing/Education/Employment

CDO Workforce Center/Otsego County Office of Employment & Training:

Service Type: Employment

Website: www.cdoworkforce.org/

Location: 12 Dietz Street Oneonta, NY 13820

Hours:

Contact:

- Phone: (607) 432-4800
- Email: jstockdale@cdoworkforce.org

Payment: Free

Area Served: Otsego County

Population Served: Unemployed

Capacity:

Certification:

Services: Employment Services

* The Chenango-Delaware-Otsego Workforce Investment Board coordinates and focuses employment, training and education development resources across three counties, providing service to employed people, unemployed people and employers alike. Our goal is to improve the long-term growth.

Otsego and Delaware County Venison Donation Program: Conservation Alliance of New York (CANY):

Service Type: Food Assistance

Website: <http://www.canyus.org/>

Contact: Mary Martini (Otsego, Delaware Counties)

- Phone: (607)-267-1953
- Email: memartini@loyola.edu

Area Served: Otsego, Delaware Counties

Population Served: People needing food assistance

Payment: Free; Food Donation

Capacity:

Certification: Funding is privately raised through donations, annual golf tournament, and annual banquet.

Services: Food Assistance

* Funds are used to stock the shelves at Otsego and Delaware County food pantries (run by Opportunities for Otsego and Delaware Opportunities) with ground beef, venison, and turkey meat; also provide other non-perishable food items.

United Way of Delaware and Otsego Counties

Service Type: Funding

Website: <http://www.unitedwaydo.org/>

Location: 31 Maple Street Oneonta, NY 13820

Hours:

Contact:

- Phone: 607-432-8006

Payment: N/A

Area Served: Delaware, Otsego

Population Served: Organizations that deliver health and human services.

Capacity:

Certification:

Services: Financial assistance

United Way provides funds to: Catholic Charities of Delaware and Otsego Counties, Catskill Area Hospice, Delaware Opportunities, Inc., Family Service Association, LEAF Council on Alcohol & Addictions, Inc., Legal Aid Society of Mid-New York, Inc., and The Salvation Army.

Food Related

Farmers' Markets

Cooperstown Farmers' Market

Location: Pioneer Alley 101 Main St.

Phone: 607-547-8881

Hours: Saturday 9am-2pm & Tue 12 Noon-5pm, Jul-Aug, Year-round

Morris Farmers' Market

Location: Main St. behind Firehouse

Phone: 607- 263-5423

Hours: Thursday 3pm-6pm, May 29 - October 9

Oneonta Farmers' Market

Location: Main St. Plaza (Rt. 7) near Key Bank, 202 Main St.

Phone: 607- 437-0158

Hours: Saturday 9am-1pm, May 17 - October 25

Oneonta WINTER Farmers' Market

Location: Main St. Garage Walkway near Latte Lounge, 196 Main St.

Phone: 607- 437-0158

Hours: Saturday 9am-1pm Every Saturday, November - May

Richfield Springs Area Farmers' Market

Location: Spring Park, Main St. (Rt. 20) across from Post Office

Phone: 315-858-27

Hours: Thursday 2pm-6pm Saturday 8am - 1pm June 21 - October 25

Food Pantries (17 serving Otsego County)

Burlington Flats

First Baptist Church of Burlington Flats
 101 Arnold Road Burlington Flats, NY 13315
 (607) 965-8914
 Contact: the Minister of the church, Pastor Jay Henderson

Cherry Valley

Assembly of God - Daily Bread Food Pantry
 37 Alden St. Cherry Valley, NY 13320
 (607) 264-3306

Cooperstown Food Pantry

First Presbyterian Church
 25 Church St. Cooperstown, NY 13326
 (607) 547-8902
 Hours: Mon. – Fri 10am – noon; 2pm – 4pm /
 Last 2 Saturdays of the month 10am – noon except holidays.
 Restrictions: Once per month / serving Northern Otsego County ONLY

Edmeston

Second Baptist Church Food Pantry
 7 North St. Edmeston, NY 13335
 Restrictions: by appointment only, limited to service of immediate area
 Contact: Rev. Ray Merritt, Pastor (607) 965-8540

Gilbertsville

Butternut Valley Food Pantry
 Marion Ave. Gilbertsville, NY 13776
 By Appointment only
 Contact- Debbie Gross: (607) 783-2344
 Restrictions – by referral only, for emergency use. Go to area ministers if possible.

Hartwick/Mt. Vision

Hartwick United Methodist Church
 3080 County Hwy 11 Hartwick, NY 13348
 Hours: Mon, Wed, & Thurs 10am – noon.

Laurens

Laurens Presbyterian Food Pantry
 3 Main St. Laurens, NY 13796
 (607) 432-3738
 Hours: call for an appointment

St. Matthews Lutheran Church
 125 Main St. Laurens, NY 13796
 (607) 432-9120

Hours: call for an appointment

Mt. Upton

United Methodist Church
1739 State Hwy 8 Mt. Upton, NY 13809
Hours: 11am -1pm - 2nd Saturday of the month
2pm – 4pm - 3rd Tuesday of the month
Emergency needs call (607) 764-8536 and leave a message

New Berlin

St. Andrews Episcopal Church
40 South Main St. New Berlin, NY 13411
Hours: by appointment only
Contact: Father Chuck Taylor - (607) 847-6361

Oneonta

St. James Episcopal Church Food Pantry
305 Main St. Oneonta, NY 13820
(607) 432-1458
Hours: Mon. – Fri. 9am – 2pm
After hours emergencies call number above

St. Mary's Roman Catholic Church at Parish Center
38 Walnut St. Oneonta, NY 13820
(607) 432-3920, extension 212
Hours: Mon. – Fri. 11am – 3pm
Restrictions: Access to Oneonta food pantries is once every 30 days.

Salvation Army

25 River St. Oneonta, NY 13820
Call (607) 432-5960 in an emergency Contact: Sharon Haines
Hours: Mon. – Fri. 9:30am – 4:30pm
Restrictions: Access to Oneonta food pantries is once per month. They will refer you to your area food pantry if there is one available

Otego

Unatego Community Church
290 Main St. Otego, NY 13825
Contact: (607) 604-4370 or the church (607) 369-3707
Hours: Saturdays 11am – 1pm and by appointment)

Richfield Springs

Church of Christ Uniting
22 Church St. Richfield Springs, NY 13439
Hours: Tues. & Thurs. 10am – noon
2nd & 4th Saturdays 10am – noon

Contact: Ken Dreis (315) 858-0667 or the Church at (315) 858-1553

Schenevus - limited to service of immediate area only

Tri-Valley Food Pantry - Schenevus Methodist Church

70 Main St. Schenevus, NY 12155

Contact: Judy Staruck (607) 638-5509 or Mary Mulbury (607) 638-5409

or Kathy Fredette (607) 638-5628

Restrictions: by appointment only, call for specifics.

Unadilla

Unadilla Emergency Food Pantry - United Methodist Church

170 Main St. Bainbridge, NY 13733

Hours: Mon., Fri. Sat. – 11am – noon

Contact: (607) 369-2052

Worcester - limited to service of immediate area only

Worcester Food Pantry - First Presbyterian Church

176 Main St. Worcester, NY 12197

Contact: Geraldine Roe (607) 397-1802

Restrictions: by appointment only, call for specifics.

Community Gardens

Oneonta Community Garden

Website: <http://www.oneonta.ny.us/sidebar-nav/parks-and-recreation/>

Location: Wilcox Avenue Oneonta, NY off of River Street

Payment: Cost of plot is \$25

Contact: Steven Andrews at (607) 432-0680

Physical Related

Oneonta Family YMCA

www.oneontaymca.org

Offers a wide choice of recreational activities and services: pool, gym, fitness center. Programs include youth gym and social program, swimming, gymnastics, family program, child care services, preschool program, after school and vacation day programs, summer day camp, and other services.

Clark Sports Center

www.clarksportscenter.com

Offers a wide choice of recreational activities and services for all ages. Activities include: Sports programs, camping, hiking, swimming lessons, after school activities, summer camp, aerobics, rock climbing and more.

HealthLinks at Foxcare

Website: <http://healthlinksoneonta.com/>

Location: 1 Fox Care Dr

Contact: 431-5454

Services: Pools, Cardio/Strength Training, Child Care, Group Fitness, Massage Therapy

Oneonta Susquehanna Greenway

Website: <http://www.oneontagreenway.org/index.html>

Pedestrian trail which will follow the Susquehanna River for approximately six miles in the city and town of Oneonta, New York. It will run from the Susquehanna River Park in the West End of Oneonta, through the city of Oneonta, and out to Fortin Park in the East End of Oneonta.

State Parks**Arnold Lake State Forest**

Trails lie on New York State and Otsego County lands surrounding Arnold Lake. The main trail is a 5.5 mile loop that crosses public high-ways at three places

Location: Hartwick, NY

Basswood Pond State Forest

Basswood Pond State Forest offers varied outdoor recreational opportunities.

Location: Burlington Flats

Betty & Wilbur Davis State Park

Offers visitors spectacular views from atop a hill in the southern part of Otsego County.

Location: Westford

Gilbert Lake State Park

Offers year-round recreational opportunities. Please note an entrance fee may apply.

Location: Laurens

Glimmerglass State Park

Overlooks beautiful Otsego Lake, nicknamed "Glimmerglass" by James Fenimore Cooper in his Leatherstocking Tales. Open year-round, each season brings a multitude of outdoor recreational activities for visitors to the park.

Location: Cooperstown

Robert V. Riddell State Park

Located off Exit 17 of I-88 near the City of Oneonta. The park consists of over 1,000 acres of agricultural fields, deciduous and coniferous forests. Schenevus Creek, a popular Class A trout stream that leads to the Susquehanna River, crosses the northern parcel of the park.

Location: Oneonta

Local Parks

Cary Park: Richfield Springs

Cooper Grounds Park: Cooperstown

Elmore Field: Oneonta

Frisbee Field: Oneonta

Huntington Memorial Park: Oneonta

Neahwa Park: Oneonta

Strawberry Fields: Oneonta

Table Rock Fields: Oneonta

Wilbur Park: Oneonta

Additional Community Resources

Fire Departments

23 Fire Departments in Otsego County

Found at: <http://firedepartment.net/directory/new-york/otsego-county>

Libraries (Public Internet Access)

Cherry Valley Memorial Library

Location: 61 Main Street Cherry Valley, NY 13320

Contact: 607-264-8214

Public Computers w/ Internet: 2

Village Library Of Cooperstown

Location: 22 Main Street Cooperstown, NY 13326

Contact: 607-547-8344

Public Computers w/ Internet: 3

Edmeston Free Library

Location: 6 West Street Edmeston, NY 13335

Contact: 607-965-8208

Public Computers w/ Internet: 0

Gilbertsville Free Library

Location: 19 Commercial Street Gilbertsville, NY 13776

Contact: 607-783-2832

Public Computers w/ Internet: 3

Kinney Memorial Library

Location: 3140 County Route 11 Hartwick, NY 13348

Contact: 607-293-6600

Public Computers w/ Internet: 4

Milford Free Library

Location: South Main Street Milford, NY 13807

Contact: 607-286-9076

Public Computers w/ Internet: 2

Village Library Of Morris

Location: 152 Main Street Morris, NY 13808

Contact: 607-263-2080

Public Computers w/ Internet: 0

Huntington Memorial Library

Location: 62 Chestnut Street Oneonta, NY 13820

Contact: 607-432-1980

Public Computers w/ Internet: 6

Harris Memorial Library

Location: 334 Main Street Otego, NY 13825

Contact: 607-988-6661

Public Computers w/ Internet: 2

Richfield Springs Public Library

Location: 102 Main Street Richfield Springs, NY 13439

Contact: 315-858-0230

Public Computers w/ Internet: 2

Springfield Library

Location: 129 County Route 29A Springfield Ctr, NY 13468

Contact: 315-858-5802

Public Computers w/ Internet: 1

Unadilla Public Library

Location: 193 Main Street Unadilla, NY 13849

Contact: 607-369-3131

Public Computers w/ Internet: 4

Worcester Free Library

Location: 168 Main Street Suite 2 Worcester, NY 12197

Contact: 607-397-7309

Public Computers w/ Internet: 4

Medicaid Transportation

Bernie Bus Services

Website: <http://www.birniebus.com/services-public.php>

Contact: (800) 734-3950

Specialty Services: Bernie Bus processes all Medicaid transportation requests for Otsego County and may refer to other providers. Requests for transportation must be received three days in advance.

Medical Answering Service

Website: <https://www.medanswering.com/>

Contact: (800) 850-5340

Payment: Free

Population Served: Medicaid recipients

Specialty Services:

Transportation to and from medical, optical, dental and psychological services

Emergency Transport

efibrillation, P-Paramedic, CC-Critical Care, I-Intermediate, none/BSL-Basic)

Cherry Valley Fire Department Emergency Squad

Location: 7 Railroad Ave Cherry Valley, NY 13320

Certified Ambulance

Fire Department EMT

Emergency Phone: 911

Business Phone: (607)264-8221

Ambulances: 1
Other Transport: 0

Cooperstown Fire Department Emergency Squad

Location: 24 Chestnut Street Cooperstown, NY 13326

Certified Ambulance
Fire Department EMT-P
Emergency Phone: (607)754-5351
Business Phone: (607)547-2761
Ambulances: 2
Other Transport: 1

Cooperstown Medical Transport, Inc.

Location: 81 Averill Rd Cooperstown, NY 13326

Certified Ambulance
Commercial EMT-P
Emergency Phone: (607)743-0000
Business Phone: (607)433-0000
Ambulances: 16
Other Transport: 1

Edmeston Fire Department Emergency Squad

Location: 27 East Street Edmeston, NY 13335

Certified Ambulance
Fire Department EMT-CC
Emergency Phone: 911
Business Phone: (607)965-8020
Ambulances: 1
Other Transport: 0

Fly Creek Volunteer Fire Company, Inc

Location: 832 County Highway Fly Creek, NY 13337

Certified Ambulance
Fire Department EMT-D
Emergency Phone: 911
Business Phone: (607)547-5469
Ambulances: 1
Other Transport: 0

Garrattsville Emergency Squad

Location: 4413 State Highway 51 Garrattsville, NY 13342

Certified Ambulance
Fire Department EMT-D
Emergency Phone: 911
Business Phone: (607)965-8536
Ambulances: 1

Other Transport: 0

Gilbertsville Fire Department Emergency Squad

Location: 15 Marion Avenue Gilbertsville, NY 13776

Certified Ambulance

Fire Department EMT-CC

Emergency Phone: 911

Business Phone: (607)783-2520

Ambulances: 1

Other Transport: 0

Hartwick Fire Department Emergency Squad

Location: 3088 County Hwy 11 Hartwick, NY 13348

Certified Ambulance

Fire Department EMT-P

Emergency Phone: (607)743-1890

Business Phone: (607)293-7741

Ambulances: 1

Other Transport: 1

Laurens Fire District Emergency Squad

Location: 34 Main Street Laurens, NY 13796

Certified Ambulance

Fire Department EMT-P

Emergency Phone: 911

Business Phone: (607)433-2906

Ambulances: 1

Other Transport: 0

Middlefield Volunteer Fire Department, Inc.

Location: 225 Rezen Road Middlefield, NY 13450

Certified First Responder

Fire Department EMT-P

Emergency Number: 911

Business Number: (607)547-8083

Ambulances: 0

Other Transport: 1

Milford Fire Department Emergency Squad

Location: 64 South Main Milford, NY 13807

Certified Ambulance

Fire Department EMT-P

Emergency Number: 911

Business Number: (607)286-9492

Ambulances: 1

Other Transport: 0

Morris Emergency Squad

Location: 117 West Main Street Morris, NY 13808

Certified Ambulance

Fire Department EMT-CC

Emergency Phone: 911

Business Phone: (607)263-5500

Ambulances: 1

Other Transport: 0

Oneonta Fire Department

Location: 81 Main Street Oneonta, NY 13820

Certified Ambulance

Municipal EMT-P

Emergency Phone: 911

Business Phone: (607)433-3480

Ambulances: 3

Other Transport: 2

Otego Emergency Squad

Location: 5 River Street Otego, NY 13825

Certified Ambulance

Fire Department EMT-CC

Emergency Phone: 911

Business Phone: (607)988-7911

Ambulances: 1

Other Transport: 0

Pittsfield Fire Department Emergency Squad

Location: 167 St Hwy 80 New Berlin, NY 13411

Certified Ambulance

Fire Department EMT-P

Emergency Phone: 911

Business Phone: (607)847-8138

Ambulances: 1

Other Transport: 1

Richfield Springs Fire Department

Location: E James St. Richfield Springs, NY 13439

Certified Ambulance

Fire Department EMT-CC

Emergency Phone: 911

Business Phone: (315)858-0850

Ambulances: 1

Other Transport: 0

Schenevus Maryland Emergency Squad**Location:** 27 Main Street Schenevus, NY 12155

Certified Ambulance

Fire Department EMT-P

Emergency Phone: 911

Business Phone: (607)638-9087

Ambulances: 1

Other Transport: 0

Springfield Fire Department**Location:** State Route 80 PO Box 323 Springfield, NY 13468

Certified First Responder

Fire Department EMT-CC

Emergency Phone: 911

Business Phone: (315)858-0304

Ambulances: 0

Other Transport: 1

Unadilla Fire Department Emergency Squad**Location:** 77 Clifton Street Unadilla, NY 13849

Certified Ambulance

Fire Department EMT-P

Emergency Phone: (607)754-5351

Business Phone: (607)369-9150

Ambulances: 1

Other Transport: 0

Worcester Emergency Squad**Location:** 36 Church Street Worcester, NY 12197

Certified Ambulance

Fire Department EMT-P

Emergency Phone: 911

Business Phone: (607)397-8008

Ambulances: 1

Other Transport: 0

Basic Life Support EMS**East Worcester Fire Department****Location:** 70 Main Street East Worcester, NY 12064

Fire Department EMT-D

Business Phone: (607)397-1858

Hartwick Fire Company #2**Location:** 4877 State Route 28 Cooperstown, NY 13226

Fire Department EMT-D
Business Phone: (607)547-8091

Oneonta State Emergency Squad

Location: 108 Ravine Parkway Oneonta, NY 13820
College EMT-D
Business Phone: (607)736-3550

Schuyler Lake Fire Department

Location: 1490 Rte 22 Schuyler Lake, NY 13457
Fire Department BLS
Business Phone: (315)858-3138

Unadilla Forks Volunteer Fire Department

Location: 105 County Hwy 18-A West Winfield, NY 13491
Fire Department EMT-D
Business Phone: (315)855-4280

Wells Bridge Fire Department First Responder Unit

Location: County Route 4 Wells Bridge, NY 13859
Fire Department EMT-D
Business Phone: (607)988-2542

West Edmeston Fire Department

Location: 164 County Highway 18c West Edmeston, NY 13485
Fire Department BLS
Business Phone: (315)855-7822

West Exeter Fire Department

Location: 6960 St Hwy 51 West Exeter, NY 13487
Fire Department EMT-D
Business Phone: (315)822-6388

West Oneonta Fire Department, Inc.

Location: 2862 County Road 8 West Oneonta, NY 13861
Fire Department EMT-D
Business Phone: (607)432-1310

Westford Fire Department First Response

Location: Main Street Westford, NY 13488
Fire Department EMT-D
Business Phone: (607)638-9075

Adult Care Facilities

Clara Welch Thanksgiving Home

Service Type: Aging/Adult Care; Adult Home

Website: <http://www.clarawelchthanksgivinghome.org/>

Location: 48 Grove Street Cooperstown, NY 13326

Hours:

Contact:

- Phone: (607) 547-8844
- Email: lblatt@clarawelchthanksgivinghome.org

Payment:

Area Served: Otsego County

Population Served: Aging population

Capacity: Beds: 26

Certification: Registered EDEN Alternative Home; Licensed by the New York State Department of Health

Services: Adult Home, Social/Recreational Activities

Hampshire House Adult Home

Service Type: Aging/Adult Care; Adult Home

Website: <http://www.pslgroupllc.com/>

Location: 1846 County Highway 48 Oneonta, NY 13820

Hours:

Contact: Amy Hasak

- Phone: 607-432-6171
- Email: ahasak@hampshirehouseacf.com

Payment: private pay

Area Served: Otsego County; All counties

Population Served: Aging population

Capacity: Beds: 65

Certification: Licensed Assisted Living by the NYSDOH

Services: Adult Home, Social/Recreational Activities, 24 hour supervision, Meals, Laundry, Housekeeping, Medication management

Specialty Services: Memory Care Wing (24 beds) for Alzheimer's patients

The Plains at Parish Homestead

Website: <http://www.plainsatparish.com/>

Location: 111 Heritage Circle Oneonta, NY 13820

Contact:

- Phone: (607) 267-4940
- Email: srotolo@plainsatparish.com

Payment: private pay

Capacity: 53 beds

Services: Respite, Personal Care, Independent Living Skills Training

Woodside Hall, LCC**Website:** <http://www.woodsidehallcooperstown.com/>**Location:** 1 Main Street Cooperstown, NY 13326**Contact:**

- Phone: (607) 547-0600

Payment: private pay**Capacity:** 37 beds**Certification:** NYS Certified Health Home**Services:**

Respite, Personal Care, Independent Living Skills Training

Skilled Nursing Facilities**A.O. Fox Memorial Hospital Nursing Home****Service Type:** Aging/Adult Care; Skilled Nursing Facility**Website:** <http://www.bassett.org/ao-fox-hospital/services/for-seniors/fox-nursing-home/>**Location:** Norton Avenue, Oneonta NY**Hours:****Contact:**

- Phone: 607-431-5980

Payment:**Area Served:** Otsego County**Population Served:** Aging population**Capacity:** 130 beds**Certification:** Medicare, Medicaid**Services:**

Rehabilitation, Physical Therapy, Occupational Therapy, Speech Therapy, Nutritional Services, Pastoral Care, Skilled Nursing, Dental Care, Hospice, General Medical

Chestnut Park Rehabilitation & Nursing Center**Service Type:** Aging/Adult Care; Skilled Nursing Facility**Website:** <http://www.chestnutparkrehab.com/>**Location:** 330 Chestnut Street Oneonta, NY 13820**Hours:****Contact:**

- Phone: (607) 432-8500

Payment:**Area Served:** Otsego County**Population Served:** Aging population**Capacity:** 80 beds**Certification:** Medicare, Medicaid

Services: Rehabilitation, General Medical, Skilled Nursing, Social Services, Nutritional Education, Pastoral Counseling, Physical Therapy, Occupational Therapy, Speech Therapy, Dental Care, Hospice, Palliative Care, Case Management, Social Services

Otsego Manor

Service Type: Skilled Nursing Facility

Website: <http://www.otsegomanor.com/>

Location: 128 Phoenix Mills Crossroad Cooperstown, NY 13326

Hours:

Contact:

- Phone: (607)-544-2600
- Email: apthorpek@otsegocounty.com

Payment:

Area Served: Otsego County

Population Served: Aging population

Capacity: 174 beds

Certification: Medicare, Medicaid

Services: Respite, Rehabilitation, General Medical, Skilled Nursing, Occupational Therapy, Physical Therapy, Nutrition Education, Respiratory Therapy, Speech Therapy, Medical Device Assistance, Emergency Services, Social Services

Certified Home Care

At Home Care, Inc.

Service Type: Ageing/Adult Care

Website: <http://www.bassett.org/at-home-care/>

Location: 25 Elm St, Oneonta, NY 13820

Hours: Monday – Friday 7:30 am – 7:30 pm

Contact:

- Phone: (607) 432-7924
- Email: info@ahcnys.org

Area Served: Herkimer, Delaware, Otsego, Chenango and Schoharie Counties

Population Served: Ageing population

Payment: Medicare, all regional health plans, Medicaid, sliding scale, privately supported home programs.

Capacity:

Certification: Medicare-certified home health agency

Services:

Skilled Nursing, Telehealth, Lifeline, Physical Therapy, Occupational Therapy, Speech Therapy, Respiratory therapy, General Medical, Nutritional Education, Certified Home Health Aides.

Licensed Home Care

U.S. Care Systems, Inc. Service

Type: Aging/Adult Care

Website: <http://uscaresystems.com/>

Location: 396 1/2 Chestnut Street, Oneonta, NY 13820

Hours:

Contact:

- Phone: 607-432-9355

Payment:

Area Served: Chenango, Delaware, Otsego, Schenectady, Schoharie Counties

Population Served: Aging population

Capacity:

Certification: Licensed Home Care Services Agency

Services: Home Health Aide, Nursing, Personal Care, Respite

Robynwood Home Care

Service Type: Aging/Adult Care

Website: <http://www.robynwood.com/>

Location: 43 Walnut Street, Oneonta NY 13820

Hours:

Contact:

- Phone: 607-643-0193
- Email: elaine.sobey@robynwood.com

Payment:

Area Served: Chenango, Delaware, Otsego, Schoharie Counties

Population Served: Aging population

Capacity:

Certification: Licensed Home Care Services Agency

Services: Home Health Aide, Nursing, Personal Care

Otsego County Public Health Department: Home Care

Location: 140 County Highway 33W Street 3 Cooperstown, NY 13326

Area Served: Otsego County

Population Served: Aging population

Certification: Licensed Home Care Services Agency

Services: Nursing

Hospital Extensions

Bassett Healthcare Oneonta

Hospital Extension Clinic

125 Main Street Oneonta, NY 13820

(607) 547-3070

Services: Nutritional O/P, Prenatal O/P, Primary Medical Care O/P, Psychology O/P

Bassett Healthcare Morris

Hospital Extension Clinic
93 Main Street Morris, NY 13808
(607) 547-3070

Services: Primary Medical Care O/P

Bassett Healthcare Richfield Springs

Hospital Extension Clinic
8550 State Highway 28 Richfield Springs, NY 13439
(315) 858-0040

Services: Clinical Laboratory Service O/P, Pediatric O/P, Prenatal O/P, Primary Medical Care O/P

A.O. Primary Care Center

Hospital Extension Clinic
31 Main St Otego, NY 13825
(607) 988-2854

Services: Primary Medical Care O/P

Bassett Healthcare Edmeston

Hospital Extension Clinic
Route 80, P.O. Box 15 Edmeston, NY 13335
(607) 965-8900

Services: Pediatric O/P, Prenatal O/P, Primary Medical Care O/P

Clark Sports Center

Website: www.clarksportscenter.com

Hospital Extension Clinic
124 County Road 52 Cooperstown, NY 13326

Hours: Physical Therapy (Tuesdays & Fridays) 12:30–1:00
(607) 547-2800

Services: Physical Therapy O/P

Foxcare Center

Website: <http://www.bassett.org/community-health-centers/locations/foxcare-center/>

Hospital Extension Clinic
1 Foxcare Drive Oneonta, NY 13820
(607) 431-5555

Services: Clinical Laboratory Service O/P, Dental O/P, Family Planning O/P, Linear Accelerator, Outpatient Surgery, Pediatric O/P, Physical Medicine and Rehabilitation O/P, Prenatal O/P, Primary Medical Care O/P, Radiology (Diagnostic) O/P, Radiology (Therapeutic) O/P, Physical Therapy O/P

A O Fox Memorial Adult Day Center

Website: <http://www.bassett.org/ao-fox-hospital/services/for-seniors/adult-day-center/>

Adult Day Health Care Program

21 Ford Avenue Oneonta, NY 13820

Hours: Monday through Friday, 9:00 a.m. - 3:00 p.m.

(607) 431-5736

Services: Adult Day Health Care

Bassett Healthcare Oneonta Specialty Services

Website: <http://www.bassett.org/community-health-centers/locations/oneonta-specialty-services/>

Hospital Extension Clinic

One Associate Drive Oneonta, NY 13820

Hours: Monday through Friday: 8:00 a.m. to 5:00 p.m.

Convenient Care / Express Care Hours: Monday through Friday: 8:00 a.m. to 7:00 p.m.

Saturday & Sunday 9:00 a.m. to 4:00 p.m.

(607) 433-6300

Services: Ambulatory Surgery - Multi Specialty, Home Hemodialysis Training and Support, Home Peritoneal Dialysis Training and Support, Optometry O/P, Physical Medicine and Rehabilitation O/P, Prenatal O/P, Primary Medical Care O/P, Psychology O/P, Radiology (Diagnostic)O/P, Renal Dialysis - Chronic O/P, Physical Therapy O/P, Transfusion Services (Limited) O/P

Bassett Regional Cancer Center

Website: <http://www.bassett.org/our-network/patient-services/cancer-institute/>

Hospital Extension Clinic

7 Associate Drive Oneonta, NY 13820

(607) 433-6470

Services: Prenatal O/P, Primary Medical Care O/P, Radiology (Therapeutic) O/P

Foxnow (Walk-in Clinic)

Website: <http://www.bassett.org/ao-fox-hospital/services/emergency-and-urgent-care/>

Hospital Extension Clinic

739 NYS Route 28 Suite 9 Oneonta, NY 13820

Hours: Everyday 8:00am to 5:00pm

(607) 431-5052

Services: Primary Medical Care O/P

Bassett Healthcare Physical Therapy

Hospital Extension Clinic

21 Railroad Avenue Cooperstown, NY 13326

(607) 547-7820

Services: Physical Medicine and Rehabilitation O/P, Physical Therapy O/P

The Southeastern Otsego Health Center

Hospital Extension Clinic

4 Decatur St, Worcester, NY 12197

Hours: Monday – Friday 9:00am-5:00pm

(607) 397-8783

Services: Dental O/P, Primary Medical Care O/P

Bassett Healthcare Unadilla

Website: <http://www.bassett.org/community-health-centers/locations/unadilla/>

Hospital Extension Clinic

16 Clifton Street Unadilla, NY 13849

Hours: Monday, Tuesday, Wednesday & Friday: 8:00 a.m. to 5:00 p.m., Thursday: 7:40 a.m. - 5:00 p.m.

(607) 369-2271

Services: Primary Medical Care O/P, Family Medicine

Cherry Valley Community Health Center

Diagnostic and Treatment Center

Location: 2 Main Street Cherry Valley, NY

Hours: Monday, Tuesday, Thursday, Friday: 8:30 am-5 pm. Wednesday: 1-9pm

(607) 264-3036

Services: Family Medicine, Obstetrics/Gynecology

SB Oral Health Mobile Equipment Program

Website: http://hospitals.nyhealth.gov/browse_view.php?id=2542

School Based Hospital Extension Clinic

1 Atwell Road Cooperstown, NY 13326

(607) 746-9332

Services: Clinic: School Based Dental Program

Bassett Healthcare Network Oneonta Surgical Associates

Hospital Extension Clinic

449 Main Street Oneonta, NY 13820

Hours: Monday – Friday 9:00am-5:00pm, 24 hour emergency service

(607) 432-5680

Services:

- **Primary Medical Care O/P**
- **General Surgery** – this includes skin and soft tissues, thyroid, breast, abdominal, rectal, and surgical emergencies.
- **Thoracic Surgery** – this includes bronchoscopy, lung, esophageal, and chest wall surgery.
- **Vascular Surgery** – this includes ultrasound evaluation of circulation problems, placement of vascular access devices, and pacemakers (with a cardiologist).
- **Laparoscopic Surgery** – this includes minimally invasive surgery using a scope for various abdominal and thoracic conditions using tiny incisions while watching on a television.
- **Endoscopy** – this includes evaluation with a scope for esophageal and stomach problems (gastroscopy) as well as colon and rectal problems (colonoscopy)

- **X-Ray Directed Breast Biopsies** – Using x-ray or ultrasound guidance, areas of concern on a mammogram can be biopsied without an open surgical procedure.

Aquatics Therapy Extension Clinic

Hospital Extension Clinic
20 Ford Avenue Oneonta, NY 13820
Services: Physical Therapy

Northern Catskill Urology

Website: <http://www.bassett.org/ao-fox-hospital/services/urology/>
Hospital Extension Clinic
438 Main Street Oneonta, NY 13820
Hours: Monday – Friday 9:00am to 5:00pm
(607) 432-5563
Services: Primary Medical Care O/P, Urology

Bassett Family Medicine – Oneonta

Hospital Extension Clinic
739 NYS Route 28 Oneonta, NY 13820
Hours: Monday, Tuesday, Wednesday & Friday: 8:00 a.m. to 5:00 p.m., Thursday: 7:30 a.m. - 5:00 p.m.
(607) 547-3456
Services: Primary Medical Care O/P, Care Coordination, Physical Exams, Preventive Health Care (Immunizations, Screenings, Patient Education)

Hartwick Seminary Specialty Services

Website: <http://www.bassett.org/community-health-centers/locations/hartwick-seminary-specialty-services/>
Hospital Extension Clinic
Greystone Commercial Park 4580 Route 28 Milford, NY 13807
Hours: Monday through Friday: 8 a.m. to 5 p.m.
(607) 547-3456
Services: Outpatient Surgery, Physical Medicine and Rehabilitation O/P, Primary Medical Care O/P, Plastic Surgery, Dermatology, Wound Care

School Based Health Centers

Milford Central School

School Based Hospital Extension Clinic
Services: Health Education O/P, Immunology, Medical Social Services O/P, Multiphasic Screening O/P, Nursing, Primary Medical Care O/P, Psychology O/P, Venereal Disease Prevention, Well Child Care O/P

Schenevus Central School

School Based Hospital Extension Clinic

Services: Health Education O/P, Immunology, Medical Social Services O/P, Multiphasic Screening O/P, Nursing, Primary Medical Care O/P, Psychology O/P, Venereal Disease Prevention, Well Child Care O/P

Cooperstown Elementary

School Based Hospital Extension Clinic

Services: Health Education O/P, Immunology, Medical Social Services O/P, Multiphasic Screening O/P, Nursing, Primary Medical Care O/P, Psychology O/P, Venereal Disease Prevention, Well Child Care O/P

Cooperstown High School

School Based Hospital Extension Clinic

Services: Health Education O/P, Immunology, Medical Social Services O/P, Multiphasic Screening O/P, Nursing, Primary Medical Care O/P, Psychology O/P, Venereal Disease Prevention, Well Child Care O/P

Worcester Central School

School Based Hospital Extension Clinic

Services: Health Education O/P, Immunology, Medical Social Services O/P, Multiphasic Screening O/P, Nursing, Primary Medical Care O/P, Psychology O/P, Venereal Disease Prevention, Well Child Care O/P

Morris Central School

School Based Hospital Extension Clinic

Services: Health Education O/P, Immunology, Medical Social Services O/P, Multiphasic Screening O/P, Nursing, Primary Medical Care O/P, Psychology O/P, Venereal Disease Prevention, Well Child Care O/P

Laurens Central School

School Based Hospital Extension Clinic

Services: Health Education O/P, Immunology, Medical Social Services O/P, Multiphasic Screening O/P, Nursing, Primary Medical Care O/P, Psychology O/P, Venereal Disease Prevention, Well Child Care O/P

Edmeston Central School

School Based Hospital Extension Clinic

Services: Health Education O/P, Immunology, Medical Social Services O/P, Multiphasic Screening O/P, Nursing, Primary Medical Care O/P, Psychology O/P, Venereal Disease Prevention, Well Child Care O/P

Private Practice Physicians

Otsego Family Health Center

344 Main St, Otsego, NY 13825

(607) 988-2854

Hours: Monday, Wednesday, Thursday 3:30pm-5:00pm

Family Medicine

Egal & Ali Mds

432 Main St Oneonta, NY 13820

Hours: 9:30-4 Monday-Friday

Internal Medicine, Geriatrics

SUNY Oneonta Student Health Services

108 Ravine Pkwy

Oneonta, NY 13820

(607) 436-3673

Devincentis Donald D MD

176 Barlow Rd Oneonta, NY 13820

(607) 432-9296

Geki-Black, Michael MD

Whole Health and Healing

21 Main St

Cherry Valley, NY 13320

Abdallah Ghazi MD

79 Montgomery St, Cherry Valley, NY 13320

(607) 264-9019

Private Psychiatrists

Thomas, Fern J, MD

531 Southside Dr, Oneonta, NY 13820

(607) 433-9661

Psychiatry

Michael Neander, MD

425 Main St Oneonta, NY 13820

607-436-9732

Psychiatry

James Bercovitz, Psy D.

189 Main St Suite 203

Oneonta, NY 13820

Neuropsychology, Clinical Psychology

Dentists

Information from Sixth District Dental Society

Website: <http://6dds.org/dentist-search/>

Dr. Charles Randolph

cdr2755@yahoo.com

General Practice

8 Grand Street, Oneonta, NY 13820

607-432-1010

Dr. Leonard Bers

lennyb@prodigy.net

General Practice

6 Doubleday Court, Cooperstown, NY 13326

607-547-2313

Dr. Bruce Aaronson

baaronson@stny.rr.com

General Practice

53 Chestnut Street, Oneonta, NY 13820

607-432-4621

* Medicaid Accepted

Dr. Prosper Bonsi

pkbonsi@aol.com

Dental Information

General Practice

482 Main Street, Oneonta, NY 13820

607-433-1472

Dr. Janice Diaz

janiceadr@hotmail.com

General Practice

1 Foxcare Drive, Suite 304, Oneonta, NY 13820

607-433-1778

Dr. Robert Donnelly

rsdonn@yahoo.com

General Practice

77 Main Street, Cooperstown, NY 13326

607-547-9331

Dr. David Dugan

d.dugan@hotmail.com

Oral Surgery

39 Country Club Road, Oneonta, NY 13802 607-

432-8808

Dr. Kathleen Evans

Kathleenevansdds@gmail.com

General Practice

6411 State Highway #28, Fly Creek, NY 13337

607-547-1291

Dr. Kevin Ferguson

kpferguson@msn.com

General Practice

1 Foxcare Dr., Suite #304, Oneonta, NY 13820

607-433-1778

Dr. Hany Ghaleb

hanymghaleb@yahoo.com

General Practice

200 Main St., PO Box 129, Richfield Springs, NY 13439

315-858-1012

Dr. Richard Gyles

gylesdds@yahoo.com

Dental Information

Pediatric Dentistry

One Foxcare Drive, Suite 304, Oneonta, NY 13820 607-433-

1178

Dr. Scott Heiland

gvblack@doctor.com

General Practice

1 Foxcare Drive, Suite 304, Oneonta, NY 13820

607-433-1778

Dr. William Lado

williamlado@6dds.org

General Practice

75 Market Street, Oneonta, NY 13820

607-432-2335

Dr. Mark Lavine

mlavinedds@yahoo.com

General Practice

53 Chestnut St., Oneonta, NY 13820

607-432-4621

Dr. Linda Lee

lindasmithleedmd@yahoo.com

General Practice
429 Main St, Oneonta, NY 13820
607-432-2187

Dr. Donald Lynd
donaldlynd@6dds.org
General Practice
82 Oneida Street, Oneonta, NY 13820
607-433-2037

Dr. Mary Michael
mmichael0101@yahoo.com
General Practice
Oneonta, NY 13820
607-433-1778

Dr. James Orcutt
jalamang@aol.com
General Practice
6 Doubleday Court, Cooperstown, NY 13326
607-547-2313

Dr. Gerald Pondolfino
geraldpondolfino@6dds.org
General Practice
39 Deitz St.
Oneonta, NY 13820
(607) 432-2867

Dr. Robert Pondolfino Jr.
robertpondolfino@6dds.org
General Practice
39 Deitz St.
Oneonta, NY 13820
(607) 432-4681

Dr. Amy Thompson
dramyt@stny.rr.com
General Practice
53 Chestnut St.
Oneonta, NY 13820
(607) 432-4621

Dr. Paul Weber
pweber@stny.rr.com
General Practice

5920 State Hwy 28
Cooperstown, NY 13326
(607) 547-1280

Dr. Leon Wiggin
wiggin@stny.rr.com
General Practice
78 Chestnut St.
Oneonta, NY 13820
(60) 432-2161

Dr. Kathy T. Knox, DDS
General Practice
374 Main St, Otego, NY 13825

Hospitals

A.OFox Hospital

County: Otsego

Service Type: Hospital

Website: www.foxcarenetwork.com

Location: One Norton Avenue Oneonta, NY 13820

Contact: 607-432-2000

Capacity: 100 beds

Cancer Services:

Contact: (607) 431-5475

- Initial consultations and development of treatment options
- High-quality radiation therapy in a convenient, caring environment
- Medical oncology and hematology

Dental Services:

- Preventative Care
 - Dental Exams
 - Professional Cleanings
 - Digital X-rays
- General Treatments
 - Fillings and Crowns
 - Inlays and Onlays
 - Tooth Implants
 - Dentures
 - Root Canal Therapy
 - Extractions

- Periodontal Treatment
- Cosmetic Dentistry
 - Teeth Whitening
 - Composite Bonding
 - Composite Filling
 - Porcelain Crowns
 - Porcelain Veneers

Diabetes Management:

- In two group sessions, you'll learn about the relationship of lifestyle to blood glucose levels, options for improving control of diabetes, preventing complications and much more.
- Individual counseling sessions will provide each patient with a comprehensive assessment, a nutrition care plan, glucometer instruction and insulin administration as indicated by their Health Care Provider.

Emergency Care:

Fox Hospital Emergency Dept. is set up to serve critically ill and/or seriously injured persons of every age 24 hours a day. A.O. Fox has the equipment and supplies to treat patients that non-emergency facilities may not.

Health and Wellness

- **Nutrition Consultations:** Improving your diet is an excellent way to reduce risk factors for many diseases. Registered dietitians can create a diet program that's right for you, train you in self-management skills to improve your diet, and help you make positive changes in your current eating habits.

Heart:

- Preventive Services
 - Community Heart Screenings
 - Cardiology Consultations
 - Preventive Cardiology Clinic
 - Congestive Heart Failure Clinic
 - Phase I & Phase II Cardiac Rehabilitation
 - Patient Education
 - Heart Safe Communities
- Diagnostic Services
 - Cardiac MRI - Wide-bore 3 Tesla MRI (non-invasive)
 - Digital Echocardiography
 - Transthoracic Echocardiography
 - Transesophageal Echocardiography

Stress Echocardiography

Stress Testing

Treadmill (Exercise) Testing

Nuclear Stress Imaging

Electrophysiology

Standard 12-lead Electrocardiography (EKG)

Holter Monitoring and Event Recording

Cardiac Pacemaker Implantation and Monitoring

Cardiac Catheterization

Computer Tomography Angiography

Transradial Catheterization

- Treatment Services
 - Interventional Cardiology Services
 - Open Heart Surgery

Internal Medicine:

- Preventive healthcare
- Acute medical care
- Pre-operative consultations
- Gynecological services
- Maintenance injections (B12, allergy desensitization),
- Specialty consultations
- Screenings for colon cancer and echocardiograms

Laboratory:

- Chemistry
- Urinalysis
- Coagulation
- Hematology
- Blood transfusion service
- Microbiology
- Histology
- Pathology
- Cytology
- Laboratory information systems.

Radiology:

- CT scanner-64 slice VCT
- MRI- 1.5 T HD
- Ultrasound

- Nuclear Medicine, 2 cameras
- Radiographic and digital fluoroscopy room (with angiographic capabilities)
- Radiographic room with tomography
- Digital Radiographic and fluoroscopy room
- Mammography with digital spot magnification
- Specimen unit
- Portable x-ray units
- Picture Archiving Communication System
- Computed Radiography Readers
- Blanket warmer

Surgery:

- **General Surgery** – this includes skin and soft tissues, thyroid, breast, abdominal, rectal, and surgical emergencies.
- **Thoracic Surgery** – this includes bronchoscopy, lung, esophageal, and chest wall surgery.
- **Vascular Surgery** – this includes ultrasound evaluation of circulation problems, placement of vascular access devices, and pacemakers (with a cardiologist).
- **Laparoscopic Surgery** – this includes minimally invasive surgery using a scope for various abdominal and thoracic conditions using tiny incisions while watching on a television.
- **Endoscopy** – this includes evaluation with a scope for esophageal and stomach problems (gastroscopy) as well as colon and rectal problems (colonoscopy)
- **X-Ray Directed Breast Biopsies** – Using x-ray or ultrasound guidance, areas of concern on a mammogram can be biopsied without an open surgical procedure.

Ophthalmology:

- Eye exams (adults and children)
- Eyelid and tear duct surgery
- Second surgical opinions
- Emergency eye care

Orthopedics:

- Total knee replacement
- Total hip replacement
- Minimally invasive total joint surgery
- Sports medicine
- Sprains and strains
- Arthroscopic surgery
- Fracture care
- Foot and ankle surgery

Pediatrics: Our pediatricians, nurse practitioners and nurses use state of the art electronic medical records and close communication to ensure that our patients receive consistent care from each practitioner. And we coordinate with expert subspecialists across New York and beyond to care for children with special pediatric health needs.

Pulmonary:

Therapy

In accordance with hospital policy, we provide all therapy under the order of the physician. Instruction and therapies are administered in the form of:

- Nebulizer Therapy
- Incentive Spirometry
- Oxygen Therapy
- CPAP/Non-invasive Ventilation
- Therapy

Diagnostic Testing

- Masimo Technology for Pulse Oximetry Testing
- Siemens 248 and Siemens RapidLab 845 Arterial Blood Gas Analyzers allow crucial lab values to be reported to your physician within minutes.
- MedGraphics Pulmonary Function Analyzer and Body Plethsmography equipment is used to diagnose and monitor your lung function. This system includes tests which provide your healthcare provider with the most accurate information concerning your lungs and the response to your breathing medication.

Critical Care

Providing life support requires the use of proper equipment and the expertise to understand all aspects of your care. Combines the use of the Respiroics Vision for non-invasive ventilation to prevent intubation and mechanical ventilation. When mechanical ventilation is required, we combine the use of the Respiroics Esprit Ventilator and the Respiroics NICO (Non Invasive Cardiac Output) monitor. The Esprit combined with NICO provides our therapists and physicians vital data to maximize your care and shorten the need for mechanical ventilation.

Sleep Disorders Center:

Sleep studies are conducted by licensed respiratory therapists and registered technologists. Daytime testing is available when appropriate or when required to make a diagnosis. The sleep lab provides comfortable modern rooms, with television and beverage service. Physicians who specialize in sleep medicine interpret sleep studies and oversee follow-up treatment.

Urology:

- Diagnosis of urology disorders
- Urology treatment and procedures

Childbirth/Maternity:

- Childbirth preparation classes (see link on left of page for further details) - prepares pregnant women and their families for a healthy and fulfilling childbearing experience

through education. Class is held one Saturday per month from 8:00 a.m. to 3:00 p.m. For more information or to register, contact Fox Hospital's maternity unit at 607-431-5730.

- Lactation counselor: For assistance with breast-feeding concerns or information
Contact: (607)-431-5751.

Bassett Medical Center

County: Otsego

Service Type: Hospital

Website: <http://www.bassett.org/bassett-medical-center/>

Location: 1 Atwell Road, Cooperstown, NY 13326

Contact: (607)-547-3456

Capacity: 180 beds

Bassett Medical Center, the foundation for the Bassett Healthcare Network, is a 180-bed, acute care inpatient teaching facility in Cooperstown, New York. Bassett offers 24-hour emergency and trauma care, comprehensive cancer and heart care, dialysis, and most medical and surgical specialties. The Bassett Clinic is located on the same campus as the medical center and provides outpatient primary and specialty care. The medical center also provides postgraduate residency training programs in Medicine and Surgery and maintains a strong academic program through its affiliation with Columbia University College of Physicians and Surgeons (P & S). In 2009, Bassett became a medical school campus of Columbia P & S. The Bassett Research Institute, located on the medical center campus, conducts programs in clinical science, and population and public health studies.

Allergy and Immunology:

- Diagnosis and treatment of a variety of allergic disease
- Diagnostic Services
 - Pulmonary function tests for the evaluation of asthma
 - Skin tests for the identification of airborne, food, medication and insect venom allergens.
 - Immunotherapy is available to increase tolerance to the substances that trigger allergy symptoms.

Psychiatric Services:

- Inpatient Psychiatry Unit
 - Psychiatric Assessment
 - Evaluation and Treatment to adults 18 and over who require acute care hospitalization.
- Outpatient Services
 - Assessment and treatment planning
 - Individual Psychotherapy for children and adults
 - Marital Therapy

- Medication management.

Cancer Services:

Medical Oncology

- Adjuvant therapy for cancers that have already been surgically removed
- Treatment of cancers that cannot be treated with surgery or radiation therapy
- Treatment to enhance the benefits of radiation therapy
- Access to the newest drugs and biological treatments

Patients have access to the latest cancer therapies through participation in National Cancer Institute-sponsored clinical trials. Patients are also offered many other support services including:

- Education regarding their treatment
- Use of venous access devices and portable infusion pumps
- Blood and blood product transfusion
- Pain management
- Social Work
- Nutritional counseling
- Arrangements for home health care and, when needed, hospice care

Radiation Oncology

Radiation therapy provides an important modality for the cancer patient. It is one of the primary modalities for treatment of many cancers, and it is also used to provide control of the tumor and relieve pain for nearly all types of cancers, either when they are first diagnosed or if they recur. The Cancer Institute offers an extensive radioactive implant program, including prostate seed implant therapy.

Technology

- Trilogy Linear Accelerator
- 3D Computerized Treatment Planning
- High Dose Rate Afterloading Brachytherapy
- Intensity Modulated Radiation Therapy (IMRT)
- Image Guided Radiation Therapy (IGRT)
- Mammosite

Surgical Oncology

Most types of cancers require the involvement of a surgeon for the diagnosis and/or treatment of the disease. The Division of Surgical Oncology at the Bassett Cancer Institute is staffed by surgeons who are specially trained in the diagnosis and treatment of malignancies. Specialists are available in the areas of breast, thoracic, gastrointestinal, urologic, neurologic and head and neck surgery. These physicians have expertise in:

- Breast cancer surgery, including sentinel node biopsy
- Thoracic surgery, including thoracoscopy
- Urology, including DaVinci Radical Prostatectomy
- Gastrointestinal surgery, including laparoscopic surgery
- Otolaryngology surgery (ear, nose and throat)
- Plastic and Reconstructive Surgery
- General Surgery, including diagnosis, treatment and placement of implantable devices

Supportive Services

- Nutrition counseling
- Social Work
- Lymphedema Treatment
- Pain Management
- Laboratory
- Cancer Treatment Center
- Pharmacy
- Radiology

Center for Advanced Vascular Care:

- Venous disease including varicose veins, deep vein thrombosis (DVT), phlebitis and lytic therapy for DVT
- Abdominal aortic aneurysm
- Stroke and carotid artery disease
- Leg pain and arterial disease
- Vascular access for kidney failure patients on dialysis

Pediatrics:

- Obesity Education/Prevention
- Lead Poisoning Prevention
- Children's Health Insurance Program assistance

Comprehensive Diabetes Program:

- A comprehensive education service to assist you with diabetes self management to the best of your ability.
- A visit with the Certified Diabetes Educator or Diabetes Nurse Educator can provide you with the tools and information needed to manage your diabetes.
- Diabetes Education is based on The 7 Self-Care Behaviors recommended by the American Association of Diabetes Educators (AADE). These behaviors can help you with your daily diabetes care plan. The seven behaviors are Healthy Eating, Being Active, Monitoring, Taking Medications, Problem Solving, Reducing Risk, and Healthy Coping.

Dialysis Services:

- **Inpatient** and acute dialysis with a full spectrum of renal replacement therapies
- **Outpatient** hemodialysis and peritoneal dialysis
- Training and support for in-home peritoneal dialysis and hemodialysis

Eye Care:

In addition to routine eye and vision exams, experienced ophthalmologists and optometrists provide examinations or referrals for the evaluation and treatment of common eye disorders such as cataracts, age-related macular degeneration and glaucoma.

Gastroenterology Services:

- Colonoscopy
- EGD (gastroscopy)

- Flexible sigmoidoscopy
- Endoscopic retrograde cholangiopancreatography (ERCP)
- Motility studies
- Paracentesis
- Percutaneous endoscopic gastrostomy or jejunostomy.

Heart Care Institute:

- Preventive Services
 - Community Heart Screenings
 - Cardiology Consultations
 - Preventive Cardiology Clinic
 - Congestive Heart Failure Clinic
 - Phase I & Phase II Cardiac Rehabilitation
 - Patient Education
 - Heart Safe Communities
- Diagnostic Services
 - Cardiac MRI - Wide-bore 3 Tesla MRI (non-invasive)
 - Digital Echocardiography
 - Transthoracic Echocardiography
 - Transesophageal Echocardiography
 - Stress Echocardiography
 - Stress Testing
 - Treadmill (Exercise) Testing
 - Nuclear Stress Imaging
 - Electrophysiology
 - Standard 12-lead Electrocardiography (EKG)
 - Holter Monitoring and Event Recording
 - Cardiac Pacemaker Implantation and Monitoring
 - Cardiac Catheterization
 - Computer Tomography Angiography
 - Transradial Catheterization
- Treatment Services
 - Interventional Cardiology Services
 - Open Heart Surgery

Radiology:

- Diagnostic X-ray
- MRI
- CT
- Ultrasound
- Vascular Testing
- Mammography

- Nuclear Medicine
- Spect CT
- PET/CT
- Bone Densitometry

Sleep Disorders Center:

Sleep studies are conducted by licensed respiratory therapists and registered technologists. Daytime testing is available when appropriate or when required to make a diagnosis. The sleep lab provides comfortable modern rooms, with television and beverage service. Physicians who specialize in sleep medicine interpret sleep studies and oversee follow-up treatment.

Spinal Care Institute:

- **Spinal Surgery**
- **Spinal braces** -- external devices that support the muscular and bony structures of the spine
- **Interventional pain management**, or therapeutic injections, often used in conjunction with physical therapy
- **Osteopathic manipulative medicine** -- involves movement of muscles and joints using stretching, gentle pressure and/or resistance to improve structure and function
- **Physical therapy** -- helps the patient improve or maintain daily living activities. Physical therapy includes building strength, flexibility and endurance, and learning proper posture for spine stability and injury prevention.

Sports Medicine:

- Evaluation
- Diagnosis and treatment
- Education about injury prevention and rehabilitation

Surgery:

- Cardiac Surgery
- General Surgery
- Multispecialty Surgical Physician Assistant Residency Program
- Neurosurgery
- Ophthalmology/Optomety
- Orthopedic Surgery
- Otolaryngology (ENT)/Audiology
- Plastic/Reconstructive Surgery
- Urology
- Vascular Lab Services
- Vascular Surgery
- Weight Loss Surgery

Other Services: Joint Replacement, Center for Wound Healing, Plastic Surgery and Aesthetics

Schoharie County

Addiction

Support Groups from Cobleskill Regional Hospital

Service type: Addiction/Substance Abuse

Website: <http://www.cobleskillhospital.org/>

Location: 178 Grandview Drive, Cobleskill NY 12043

Hours: Varies with group

Contact person: Susan Cimino-Cary

- **Phone:** 518-254-3271
- **Email:** Susan.ciminocary@bhsc.org

Payment: Free

Area Served: Schoharie County

Population Served: Drug, Substance, Alcohol Abuse

Capacity:

Certification:

Services: Al-Anon, AA, NA. These support groups meet at various times of the month depending on the particular group. See the next page for listing of support groups and details of meetings.

Support Groups Cobleskill Regional Hospital

Group Meets Supports

Alzheimer's Support 7-8:30 first Wed of month Caregivers of people diagnosed with Dementias
 Cancer Patient Support 10AM-12 Noon second Tues of month. People diagnosed with cancer from diagnosis through aftercare. Cancer Patient & Family Support 10AM- 12 Noon fourth Tues of month. Patients and their loved ones from diagnosis through aftercare. Stroke Support
 Contact: Ann Boland at 254-3207 2-3:00 PM first Wed of month Stroke survivors, caregivers, and family members

Schoharie County Council on Alcohol and Substance Abuse (SCCASA)

Location: 795 East Main Street, Suite 9 Cobleskill, NY 12043

Hours: 8:00am-4:00pm

Contact:

- Phone: (518) 234-8705
- E-mail: casacoby@yahoo.com

Services: Alcohol Prevention/Education, Substance Abuse Education/Prevention

* The Council on Alcoholism and Substance Abuse, Inc. of Schoharie County is a non-profit organization of staff and volunteers dedicated to the education and prevention of alcoholism and other drug addictions.

Schoharie County Chemical Dependency Clinic

Website: None Listed

Location: 113 Park Place Street Suite 1, Schoharie, New York, 12157

Contact:

- Phone: (518) 295-2031

Payment: Military insurance, State financing (other than Medicaid), Private health insurance, Self payment, Medicaid, Medicare, Sliding fee scale (fee is based on income and other factors)

Area Served: Schoharie County

Population Served: Adolescent and adult substance abusers

Capacity:

Certification:

Services: Outpatient Treatment, Substance Abuse Treatment

New York State Smokers' Quitline

Service Type: Smoking Cessation

Website: <http://www.nysmokefree.com/default.aspx>

Contact:

- Phone: 1-866-697-8487

Payment: Free

Area Served: Statewide

Services: The New York State Smokers' Quitline is free and confidential service that provides effective stop smoking services to New Yorkers who want to stop smoking.

Alternatives to Incarceration**Schoharie County Community Service Program –DOS Catholic Charities**

Service type: Alternatives to Incarceration (ATI)

Website: <http://www.criminaljustice.ny.gov/opca/schoharie.htm>

Location: 489 West Main St., Cobleskill, NY 12043

Hours: Monday – Friday, 8:30 am – 4:30 pm

Contact person: Angel Soto

- Phone: 518-234-3581

Payment: Free

Area Served: Schoharie County

Population served: Non-violent offenders ages 16 and older

Capacity: N/A

Certification: NY State Division of Criminal Justice Services

Services: Supervising agency is DOS Catholic Charities. Agency services are primarily assessment, community service, court advocacy, counseling and supervision.

Schoharie County Probation Department

Service type: Alternatives to Incarceration (ATI)

Website: <http://www.criminaljustice.ny.gov/opca/schoharie.htm>

Location: Public Safety Facility, 157 Depot Lane, PO Box 610, Schoharie, NY 12157

Hours: Monday – Friday, 8:30 am – 5:00 pm

Contact person: Denise Minton

- Phone: 518-295-2274

Payment: Free

Area Served: Schoharie County

Population served: Criminals released by Local Conditional Release Commission

Capacity: N/A

Certification: NY State Division of Criminal Justice Services

Services: Agency services include the preparation of pre-sentence investigations and reports for the criminal courts and the supervision of criminals sentenced to probation. Investigation and supervision functions are also provided for criminals released from jail by the Local Conditional Release Commission. Intake, investigation and supervision services are provided for Family Court. Many discretionary services for pretrial and alternative sentencing are also provided.

Mental Health

Single Point of Access (SPOA)

Schoharie County Community Mental Health Center

Location: 284 Main Street, Suite 320_Schoharie_12157

Contact: Linda Meineker

- Phone: (518) 295-8407

Area Served: Schoharie County

Population Served: Adults

Schoharie County Mental Health Clinic/ ICM/SCM

Service type: Mental Health

Website: <http://www.schohariecountyny.gov/CountyWebSite/MentalHealth/mhhome.jsp>

Location: PO Box 160, 284 Main Street, 3rd floor, Schoharie, NY 12157

Hours: Monday-Thursday 8:30am-5:00pm, Wednesday 8:30am-7:00pm

After hours availability: Crisis 518-295-8114, messages 295-8336

Contact person:

- Phone: 518-295-7200 for ICM/SCM 295-8336 for other services
- Email: mhealth@co.schoharie.ny.us

Area Served: Schoharie County

Population served: Individuals with mental health issues

Payment:

Capacity: Staff includes: psychiatrists, social workers, caseworkers, nurse practitioner and psychologists.

Certification:

Services:

Case Management (OMH regulated and a is a service of the Clinic), Individual Therapy, Group Therapy, Medication Therapy; Psychological Testing, Crisis Services (24 hours a day).

* A variety of supportive, therapeutic mental health services to the residents of Schoharie County.

Developmental Disabilities

Schoharie County ARC (Adult Rehabilitative Center)

Service type: Developmental Disabilities

Website: www.schohariearc.org

Location: PO Box 307 Opportunity Drive, Schoharie, NY 12157

Hours: Admin Monday-Friday 8:00am- 4:00pm

Contact person: Peggy Himes

- Phone: 518-295-8130
- Email: himespeg@schohariearc.org

Payment:

Area Served: Schoharie County

Population Served: individuals with mental retardation and development disabilities

Capacity:

Certification:

Services:

Adult/Aging Services, Children's Services, Disability Services, Employment Placement & Training, Evaluations/Examinations, Home & Consumer Services, Information/Referral, Parenting Support, Volunteer Opportunities

*A private non-profit organization dedicated to the provision of services that enable individuals with mental retardation and development disabilities in becoming members of the community by offering a continuum of integrated vocation, education, and socialization services.

Children w/Special Health Care Needs: Schoharie County Health Department

Service type: Developmental Disabilities

Website: www.schohariecounty-ny.gov

Location: PO Box 667, 276 Main Street, Schoharie, NY 12157-0667

Hours: Monday-Friday 8:00am-5:00pm

Contact person: Mary Ann Purak

- Phone: 295-8705
- Email: purackm@co.schoharie.ny.us

Payment: Usually services are free, insurance billed, or Medicaid

Area Served: Schoharie County

Population served: Children birth to 21, some programs to age 18

Services Provided:

Physically Handicapped Children's Program is voluntary, and is utilized mostly for orthodontia, funded by NYS. Client must be denied by Medicaid. Early intervention program is mandated, and involves intermittent screening and referral for correction of developmental delays, etc. Children with special health care needs does not involve money; is an information and referral service for children with unusual situations or adaptive needs.

Maternity/Perinatal

Planned Parenthood: Mohawk Valley (Cobleskill Center)

Service Type: Mother/Infant/Perinatal

Website: <http://www.plannedparenthood.org/health-center/new-york/cobleskill/12043/cobleskill-center-2783-91180>

Location: 560 Main Street Cobleskill NY 12043

Hours: Mon., Thurs. & Fri: 8:30 - 4:30 Tues: 11:00 - 7:00

Contact:

- Phone: (518)-234-3325
- Email:

Payment: Insurance, Medicaid, self-pay

Area Served: Schoharie County

Population Served: Women, Pregnant

Capacity:

Certification:

Services: Family Planning, HIV Counseling & Testing, Prenatal, Rape Crisis, Male Services, Midwife, Colposcopy/Cryosurgery, Ultrasound, Prenatal, Breastfeeding Promotion

Community Maternity Services: Schoharie/Otsego Center

Service Type: Mother/Infant/Perinatal

Website: www.ccms.org

Location: 322-4 Main Street Schoharie, NY 12157

Hours: Monday-Friday 8:30am - 4:30pm

Contact:

- Phone: 518 295-6100
- Email:

Payment:

Area Served: Schoharie, Otsego, and Delaware Counties

Population Served: Children, families, pregnant and parenting adolescents.

Capacity: Served 58 Schoharie families, 12 Otsego, 0 Delaware but would if resources allow

Certification:

Services: Home Based Support (Pregnant teens, adolescent parents), Independent Living Skills, Residential Services, Parent Education, Parent Support, Respite, Foster Care Services, Adoption Services, Counseling

Health/Disease Prevention/Education

Schoharie County Public Health Department

Service type:

Website: www.schohariecounty-ny.gov

Location: PO Box 667, Schoharie, NY 12157

Contact person: Kathleen Strack

Hours: Monday-Friday 8:30am-4:30pm

- Phone: 518-295-8365
- Email: health@co.schoharie.ny.us

Payment: Public health programs are free, other programs accept insurance, private pay, Medicaid. Some programs funded under State or Federal grants.

Area Served: Schoharie County

Population served: Schoharie County residents

Capacity:

Certification:

Services:

Family Health, Disease Control, Home Health Agency, Environmental Health, Public Health Education, Preschool Special Needs/Early Intervention, Program and Community Health Assessment, Physically Handicapped Children's Program, Emergency Preparedness.

* Community health services to Schoharie County residents

Cancer Screening Services of Delaware, Otsego & Schoharie Counties

Service Type: Disease Prevention/Education

Website: <http://www.bassett.org/our-network/patient-services/cancer-services-program-of-delaware-otsego-schoharie-counties/>

Location: Mobile services provided at local hospitals and clinics

Contact:

- Phone: 1-888-345-0225

Payment: Free

Area Served: Delaware, Otsego, Schoharie Counties

Population Served: Men (age 50+) and Women (age 40+) without health insurance

Capacity:

Certification:

Services: Cancer Screenings, Diagnosis, Referral

Specialty Services:

Links to Medicaid Treatment Program for breast, cervical, colorectal and prostate cancer, HPV vaccinations.

Cornell Cooperative Extension of Schoharie and Otsego Counties: Schoharie Office

Service Type: Community Outreach Program

Website: www.cce.cornell.edu/otsego

Location: 173 S Grand St, Cobleskill, NY 12043

Hours: Monday – Friday 8:30 am – 4:30 pm

Contact:

- Phone: (518) 234-4303
- Email: otsego@cornell.edu

Payment: N/A

Area Served: Otsego, Schoharie Counties

Population Served: Children; Community

Capacity:

Certification: 501(c)(3) non-profit educational organization, State and County Funding

Services: Youth Development, Nutrition Education/Services, Diabetes Program

Specialty Services:

- **4-H Youth Development Program**

The 4-H Youth Development Program offers a variety of educational and fun experiences for youth ages 5-19 and adult volunteers.

- **Eat Smart**

Eat Smart New York (ESNY) nutrition education is *Free* to all individuals who qualify for and/or receive benefits through the Supplemental Nutrition Assistance Program (SNAP) (formerly known as Food Stamps”). ESNY also is referred to as SNAP-Ed, since it is the nutrition education component of SNAP. Extensive nutrition and food related education for income eligible participants. Meal planning, preparation, and shopping; food safety, food preservation, understanding food labels, household budgeting, weight-management, nutrition for pregnant women, feeding infants, babies and children.

Smoking Cessation**New York State Smokers' Quitline****Service Type:** Smoking Cessation**Website:** <http://www.nysmokefree.com/default.aspx>**Location:** N/A**Hours:** Monday - Thursday 9:00 am – 9:00 pm, Friday, Saturday & Sunday 9:00 am – 5:00 pm

Taped message library and tip of the day - 24 hours /7 days a week

Contact:

- Phone: 1-866-697-8487
- Voice or TTY: 7-1-1, give the operator the Quitline number

Payment: Free**Area Served:** Statewide**Population Served:** Smokers 18 years and older**Capacity:** N/A**Certification:** Grant funded by New York State Department of Health**Services:** The New York State Smokers' Quitline is free and confidential service that provides effective stop smoking services to New Yorkers who want to stop smoking.***General/Human/Social Services*****Catholic Charities of Delaware, Otsego, and Schoharie Counties: Schoharie Office****Service type:** General/Human Services**Website:** <http://catholiccharitiessc.org/>**Contact Person:** Diane Szabo

- Phone: (518) 234-3581
- Email: services@catholiccharitiessc.org

Location: 489 West Main Street Cobleskill, New York 12043**Hours:** Monday-Friday 8:30am -4:30pm

Payment: Free

Area Served: Schoharie County

Population served: Community; low income

Capacity:

Certification:

Services Provided:

Crisis Intervention, Emergency Services, Hotlines/Infolines, Information/Referral, Advocacy for Domestic Violence, Pantry/Buying Club, Thrift Shop, Food Assistance, Individual Therapy, Group Therapy

Schoharie County Community Action Program (SCCAP)

Service Type: General/Human Services

Website: www.sccapinc.org

Location: 795 East Main Street, Suite 5, Cobleskill, NY 12043

Hours: Mon-Fri 8:00-4:30 PM

Contact person: Barbara Rivenburgh

- Phone: 518-234-2568
- Email: barbararivenburgh@sccapinc.org

Payment: Most programs free or very low cost, exception is weatherization

Area Served: Schoharie County

Population served: Schoharie County residents

Capacity:

Certification:

Services Provided: Advocacy, Budget counseling, Emergency assistance, including Family Partner Mentoring program, Child Care Resource and Referral, Family Development and Youthful Offender Program; Facilitated Enrollment medical insurance including Child Health Plus/Family Health Plus and Medicaid; Women, Nutritional Education, Breastfeeding Promotion, Peer Counseling, Weatherization.

Specialty Services:

Community services Emergency assistance, budget counseling, tax assist, food pantry/holiday baskets, Coats for Kids, Citizen Corps, referrals and advocacy Child Care resources/ referral Meg Parsons Information re: child care options, family day care training, work with local employers re: child care needs/ services

Youthful offender Mandated community restitution for Youthful Offenders (Probation Dept.)

Facilitated Enrollment Project Enroll families in Child Health+/Family health+, Medicaid, (co-location for DSS intake)

Family Development, Holiday Train (Toys for Tots) Family development credential training, supportive case management

WIC – Health, Nutrition, Safety assistance

Supplemental nutrition program for income eligible pregnant and breast feeding women, infants, children, breast pumps, prenatal smoking cessation, nutrition and health education, Health Dept. immunization program

Weatherization and Energy services- Heat loss calculation/energy efficiency audits of heating systems, determine necessary repairs and replacements, insulation, window, door repair or replacement, furnace repair, CO2 detection. Fee for Home Energy Consultant

Workforce Services -NYS Displaced Homemaker program – career readiness training, job placement, job development and post-employment consultation. Employment readiness training through contract with DSS.

Family Support Project- Wrap community services around families, avert placement of children with social or behavioral challenges, facilitate strength-based family meetings, promote mentoring/camp, liaison with community service providers, provide education and training for families and service providers.

Schoharie County Dept. of Social Services

Service type: General/Human Service; Local Government Services

Website: www.schohariecounty-ny.gov

Location: PO Box 687, Schoharie, NY 12157

Hours: Monday-Friday 8:30-5:00 PM

Contact person: Paul Brady, Commissioner

- Phone: 518-295-8334

Payment:

Area Served: Schoharie County

Population served: Schoharie County residents

Capacity:

Certification:

Services: Child Abuse; Child Foster Care; Child Preventive Services; Adoption; Adult Services; Temporary Assistance; Food Stamps; Emergency Food, Shelter, Clothing; Employment Services; Energy Assistance, Day Care Assistance; Medicaid; Child Support Enforcement and Paternity Establishment.

Aging Population

NY Connects: Schoharie

Service type: Aging/Adult Care

Website: www.nyconnects.org

Location: 2nd Floor County Offc Bldg PO Box 687, Schoharie, NY 12157

Hours: 9AM- 4 PM

Contact person: Kathleen Slater,

- Phone: 295- 8353
- Email: kathyslater@co.schoharie.ny.us

Payment: Free

Area Served: Schoharie County

Population served: Residents of Schoharie County

Services Provided: Information, Assistance, Referral (for services available in Schoharie County for seekers of long term care for any age)

Schoharie County Council of Senior Citizens

Service type: Aging/Adult Care

Website: <http://www.schohariecountyny.gov/CountyWebSite/OfficefortheAging/ofaoffice.jsp>

Location: 113 Park Place, Suite 3, Schoharie, NY 12157

Hours: Monday- Friday 8:00am-3:00pm

Contact person: Christine Kraemer

- Phone: 518-295-8089
- Email: seniorcouncil@co.schoharie.ny.us

Payment: None

Area Served: Schoharie County

Population served: Senior Citizens in Schoharie County

Capacity:

Certification:

Services Provided:

Social/Recreational Activities, Clothing Assistance

Schoharie County Office for the Aging

Service type: Aging/Adult Care

Website: www.schohariecounty-ny.gov

Location: 113 Park Place, Suite 3, Schoharie, NY 12157

Hours: Monday-Friday 8:00am-5:00pm

Contact person: Carol Coltrain

- Phone: 518-295-2001
- Email: ofa@co.schoharie.ny.us

Payment: Most services are provided free or a nominal cost

Area Served: Schoharie County

Population Served: Schoharie County residents aged 60+ and their caregivers

Capacity:

Certification:

Services: Caregiver Support, Educational, Emergency, Employment Placement & Training, Energy Assistance, Legal, Financial, Nutrition Education, Health & Wellness Promotion, Long Term Care, Insurance Information/HIICAP, Information/Referral/Case Management, Personal Care, Transportation, Volunteer Opportunities, Home Delivered Meals, Congregate Meals, Medical Device Assistance, Ombudsman.

Schoharie County TRIAD

Service type: Aging/Adult Services

Website: None – this is an agency partnership

Location: 113 Park Place, Suite 3, Schoharie, NY 12157

Hours: Monday-Friday 8:00am - 5:00pm

After hours availability:

Contact person: Carol Coltrain

- Phone: 518-295-2001
- Email: ofa@co.schoharie.ny.us
sheriffoc@co.schoharie.ny.us

Payment:

Area Served: Schoharie County

Population served: Schoharie County Residents Age 60+

Capacity:

Certification:

Services: Adult/Aging Services, Educational Services, Information/Referral. TRIAD is a partnership between Senior Citizens, Senior Providers, and Law Enforcement, that strives to reduce victimization of the elderly.

Life Line (PERS)

Service type: Aging/Adult Care

Website: www.cobleskillhospital.org

Location: 178 Grandview Drive, Cobleskill, NY 12043

Hours: Monday-Friday 8:00am-4:00pm

After hours availability: Leave message at 518-254-3275

Contact person: Colleen Benson

- Phone: 518-254-3275
- Email: colleen.benson@bhsc.org

Payment: Private pay, Medicaid pre-approval, also Senior Council

Area Served:

Population served: Residents of Schoharie, no age restrictions; provides limited number of units at no/low cost (LTC & other insurance does not cover this cost at this time)

Specialty Services: Lifeline - (Personal Emergency Response System) services, including set up, teaching, monitoring and maintenance of unit, and billing. There is an installation fee and monthly fee. Lifeline is answered through an answering service. The client is called when the alarm is triggered. If no answer, the listed responders are contacted to go to the residence and check on the client.

Youth Services

Coordinated Children's Service Initiative (CCSI)

Service type:

Website: www.schohariecounty-ny.gov

Location: 113 Park Place, Suite 1, Schoharie, NY 12157

Hours: Monday-Friday 8:30am-5:00pm

Contact person: Melodie Swanson

- Phone: (518)-295-2016
- Email : melodieswanson@co.schoharie.ny.us

Population served: Schoharie County children at risk, families and service providers

Payment: Free

Services: Preventive initiative designed to coordinate services for children at risk, involving their families in every step of the planning process. CCSI acts as the information resource system for families and service providers in order to develop a seamless system of care. The Single Point of Access (SPOA) Committee reviews all youth entering the service delivery system in order to assess need and offer service options to families. Services include: Children's Resources, Children's Services, At Risk Youth, School Issues, Parent Support, Behavior Problems, Family Support, How to Get Help. This review process works hand-in-hand with the CCSI process. All

youth-serving agencies are part of the system of care. Children's Services, Information/Referral, Parenting support, Skill-building classes, Mentoring project, and Camp sponsorships.

Schoharie County Youth Bureau

Service Type: Youth Development/Prevention

Website: www.schohariecounty-ny.gov

Contact person: Joanne Jorgensen

- Phone: 518-234-2686
- Email: jjorgensen@co.schoharie.ny.us

Location: 349 Mineral Springs Road, Cobleskill, NY 12043

Hours: Monday-Friday 8:30am-4:30pm

Area Served: Schoharie County

Population served: Youth from birth to age 21

Payment: N/A

Services: Youth Development, Family Strengthening, Leadership Training, Health and Wellness Promotion. Mobilizes community around healthy youth development via trainings and information sharing. Allocates State aid to municipal and organizational youth recreation and service programs. Conducts countywide planning to ensure youth needs are met and gaps in services filled. Collaborates with other youth and family-service organizations to meet needs, fill gaps, and share youth development information. Monitors and evaluates existing and new programming to ensure service delivery in accordance with countywide planning for youth services.

Children At Risk Response Team (CARRT)

Service Type:

Website: www.carrrt.org

Location: 07 Prospect St, Schoharie, NY 12157

Hours: Accessible 24/7 for interviews

Contact Person: Melodie Swanson

- Phone: (518) 295-2016
- Email: melodieswanson@co.schoharie.ny.us

Payment: None

Area Served: Schoharie County

Population Served: Children (abused, at risk of abuse)

Capacity:

Certification:

Services: Parent Support, Child Support, Medical Evaluation, Counseling, Community Education

Specialty Services:

Interviews: To determine abuse

Head Start (Schoharie County Child Development Council)

Service type:

Website: <http://www.schohariechamber.com/display.asp?id=1697>

Location: PO Box 612, Cobleskill, NY 12043

Hours: Mon-Friday 8AM- 4PM

Contact person: Colleen Mahar

- Phone: 518-234-7521

Payment:

Area Served: Schoharie County

Population Served: children and their families from birth to five years

Capacity:

Certification:

Specialty Services: Head Start and daycare children's services, parent education.

Developmental, education mental health and health screenings. Nutritious meals, volunteer opportunities, staff training programs, and senior respite services.

Specialty/Other

Residential Resources

Service type: Brain Injury Services

Website: www.resresources.com

Location: 573-1 Main St. Cobleskill, NY 12043

Hours: Monday–Friday 8:00am-5:00pm

Contact person: Todd Delmarter

- Phone: 518-234-0060
- Email: tdelmarter@resresources.com

Payment: Private pay and Medicaid

Area Served: Schoharie County

Population served: Adults w/ Traumatic Brain Injury (TBI)

Capacity: N/A

Certification:

Services: Service Coordination, Direct Support, Independent Living Skills, Day Treatment Program

Hearing Enhancing Devices

Service type: Aging/Adult Care

Contact: Shelley Hundley

- Phone: (518)-295-2001
- Email: ofa@co.schoharie.ny.us

Website: www.schohariecounty-ny.gov

Location: 113 Park Place Suite #3, Schoharie, NY 12157

Hours: Monday-Friday 8:00am-5:00pm

Payment: This is a loan closet for several types of hearing devices

Area Served: Schoharie County

Population served: Schoharie County residents aged 60+

Services: Medical Device Assistance

Medical Supply Loan Closet**Service type:****Website:** <http://www.schohariecountyny.gov/CountyWebSite/OfficefortheAging/ofahome.jsp>**Location:** Location is at OFA Cobleskill Meal site**Hours:** 8:00AM-5PM Mon-Friday**Contact person:** Crystal McCance

- **Phone:** 295-2001

- **Email:**

Payment: None.**Area Served:****Population served:** Open to anyone who needs temporary medical devices**Capacity:****Certification:****Services:** Medical Device Assistance

* This is a loan closet that is available to all residents for smaller medical devices that have been donated by previous users. Examples are wheelchairs, walkers, canes, crutches, commodes, etc. Beds and larger items are handled through the Lions Club – Mr. Blackmere. Please call OFA at 295-2001 for more information

FMS Workforce Solutions System: Fulton Montgomery and Schoharie Counties**Website:** <http://www.fmsworkforcesolutions.org>**Service Type:** Employment**Location:** 795 East Main Street Suite 4 Cobleskill, NY 12043**Hours:** Monday - Friday 8:30am - 4:30pm**Contact:**

- Phone: (607) 432-4800

- Email: jstockdale@cdoworkforce.org

Payment: Free**Area Served:** Otsego County**Population Served:** Unemployed**Capacity:****Certification:****Services:** Employment Services

*FMS Workforce Solutions System is a New York State Department of Labor Career Center located in Amsterdam, NY. The System brings together multiple programs and services to job seekers and business customers. Customers are able to conveniently access the employment, training and information services they need. FMS services are accessible by walk-in, electronic linkage, resource rooms, and internet. The Workforce Solutions Center proudly offers Priority of Service to Veterans and their eligible

Schoharie County Rural Preservation Corporation**Website:** <https://www1.dhcr.state.ny.us/LocalHousingOrgLists/Profile.aspx?applid=320>**Location:** 349 Mineral Springs Rd Cobleskill, NY 12043

Hours:**Contact:** Ronald S. Filmer Jr.

- Phone: (518) 234-7604
- Email: rfscrpc@nycap.rr.com

Payment:**Area Served:** Schoharie County**Population Served:** Low income adults**Capacity:** 165 unit Section-8 Housing; 24 unit senior housing**Certification:****Services:** Housing Services**Literacy New York Fulton-Montgomery-Schoharie Counties****Website:** <http://www.lvasc.org/>**Location:** PO Box 852, Cobleskill, NY 12043**Hours:****Contact:**

- Phone: 518-234-2576
- Email: lvascho@verizon.net

Payment: All services are Free**Area Served:** Schoharie, Montgomery, Fulton Counties**Population Served:** Adults seeking further education (16 years old +)**Capacity:****Certification:****Services:** Basic Literacy Instruction (reading and writing; math), ELL (English Language Learners) Tutoring, GED Preparation***Food Related Resources*****Farmers' Markets****Schoharie Co. Festival Farmers' Markets****Location:** McCarthy Tire Center parking lot 942 E. Main, Rt. 7E, Cobleskill, NY**Hours:** Saturday 10am-2pm Wednesday 3pm-5pm, July 12 - October 11**Contact:** Donna Olsen (518) 284-2609**Sharon Springs Farmers' Market****Location:** Main Street, Sharon Springs, NY near Roseboro Hotel**Hours:** Saturday 9am-1pm, May 24 - October 4**Contact:** Kate Miller (518) 935-0940**Sharon Springs WINTER Farmers' Market****Location:** Sharon Springs Library**Hours:** Saturday 10:00am – 12:00pm Monthly, 1st Saturday, November – May**Contact:** Kate Miller (518) 935-0940

Food Pantries for Schoharie

Catholic Charities Programs

Location: 489 West Main Street Cobleskill, NY 12043

Contact: (518) 234-3581

Hours: Monday 9:00am-4:00pm, Tuesday 1:30pm -4:00pm and Wednesday 9:00am-4:00pm.

Area Served: Schoharie County

Cobleskill UMC Food Pantry

Website: <http://www.cobleskillumc.org>

Location: Methodist Church, 109 Chapel St. Cobleskill

Contact:

- Phone: (518) 234-3671
- Email: coby.umc@verizon.net

First Baptist Church Food Pantry

Location: 492 W Main St Cobleskill NY12043

Contact: (518) 234 2729

Jefferson United Methodist Church Food Pantry

Location: 120 Main Street Jefferson, NY

Contact: 607-588-7998

Middleburgh Ecumenical Food Pantry

Website: http://middleburghreformed.org/?page_id=190

Location: 178 River Street Middleburgh, NY 12122

Hours: Wednesdays 4:00pm-6:00pm and Saturdays 9:00am-11:00am

Contact: (518)-827-7121

North Blenheim United Methodist Church Food Pantry

Website: <http://www.blenheimny.org/blenheims-farmer-market/>

Location: 1881 State Rte 30, North Blenheim, NY 12131

Hours: Friday and Saturday 11:00am- 1:00pm.

Contact:

- **Phone:** 518-827-6677
- **Email:** blchurch@midtel.net

Schoharie Community Food Pantry

Website: http://schoharieupc.steepleconnect.com/page/435/Food_Pantry

Location: 314 Main Street Schoharie, NY 12157

Hours: Tuesdays, Thursdays, Saturdays – 12:00pm-2:00pm

Contact: (518)-295-8931

St. Mark's Lutheran Food Pantry

Location: St. Mark's Lutheran Church - 326 Main Street Middleburgh, NY

Contact: Pat McCoy (518)-827-5035

* St. Mark's operates a food pantry and clothes closet for anyone that has a desire to use this service. There are no income or any other type of restrictions.

St. Paul's Richmondville Food Pantry

Website: www.SaintPaulsRich.org

Location: 265 Main Street Richmondville, NY 12149

Contact:

- Phone: (518) 294-6656
- Email: SaintPaulsRich@gmail.com

Zion Food Pantry

Website: <http://www.zion-cobleskill.org/comconnections.html>

Location: 615 East Main Street Cobleskill, NY

Hours: last Saturday of each month, from 9am-noon.

Contact: 518-234-3381

Schoharie Presbyterian Church

Location: 248 Main Street Schoharie, NY

Hours: Tuesday, Thursday, Saturday 12:00pm-2:00pm

Contact: Jean Sparks 518-295-8931

Libraries (Computer/Internet Access)

The Community Library

Website: <http://www.comlibrary.org/>

Location: 110 Union St, Cobleskill, NY 12043

Hours: Tuesday & Thursday 10:30am - 8:00pm, Wednesday & Friday 10:30am - 6:00pm, Saturday 10:00am - 1:00pm, Sunday & Monday: Closed

Contact: (518) 234-7897

Area Served: Cobleskill-Richmondville Central School District

Public Computers w/ Internet: 4

Middleburgh Library

Website: <http://www.middleburghlibrary.info/>

Location: 323 Main Street Middleburgh, New York 12122

Hours: Monday 1:30pm - 8:30pm, Tuesday 10:00am - 5:00pm & 6:30pm - 8:30pm, Wednesday 10:00am - 4:00pm, Thursday 10:00am - 4:00pm & 6:30pm - 8:30pm, Friday Closed, Saturday 9:00am - 2:00pm, Sunday Closed

Contact:

- Phone: (518) 827-5142
- Email: mid@sals.edu

Public Computers w/ Internet: 2

Schoharie Free Library**Website:** <http://www.schoharielibrary.org/>**Location:** 103 Knower Avenue, P.O. Box 519, Schoharie, NY 12157-0519**Hours:** Monday: 1:00pm-5:00pm & 6:00pm-9:00pm, Tuesday: 10:00am-5:00pm, Wednesday: Closed, Thursday: 1:00pm-5:00pm & 6:00pm-9:00pm, Friday: 10:00am-5:00pm, Saturday: 10:00am-2:00pm, Sunday: Closed**Contact:**

- Phone:(518) 295-7127
- sholib@midtel.net

Public Computers w/ Internet: 6**Sharon Springs Free Library****Website:** <http://shslib.blogspot.com/>**Location:** 129 Main Street PO Box 268 Sharon Springs, NY 13459**Hours:** Monday: 10am – 4pm and 6pm - 9 pm, Wednesday: 4pm - 9 Pm, Thursday: 7pm – 9pm, Friday: 12pm – 6pm, Saturday: 9am – 2pm, Closed Tuesday and Sunday**Contact:**

- (518)-284-3126
- shs@mvl.info

Public Computers w/ Internet: 3***Emergency Transport***

(D-Defibrillation, P-Paramedic, CC-Critical Care, I-Intermediate, none-Basic)

Carlisle Fire Department**Location:** State Rt. 20 Carlisle, NY 12031

Certified Ambulance

Independent EMT-D

Emergency Phone: 911

Business Phone: (518)234-2134

Ambulances: 1

Other Transport: 0

Central Bridge Fire District**Location:** 137 S Main Street Central Bridge, NY 12035

Certified Ambulance

Fire Department EMT-D

Emergency Phone: 911

Business Phone: (518)868-4641

Ambulances: 1

Other Transport: 0

Cobleskill Fire Department**Location:** 610 E Main Street Cobleskill, NY 12043

Certified Ambulance

Fire Department EMT-P

Emergency Phone: 911

Business Phone: (518)234-2424

Ambulances: 2

Other Transport: 1

Conesville Rescue Squad**Location:** 369 Durham Road Conesville, NY 12076

Certified Ambulance

Fire Department EMT-P

Emergency Phone: 911

Business Phone: (607)588-614

Ambulances: 1

Other Transport: 0

Esperance Volunteer Fire Department Rescue Squad**Location:** Church Street PO Box 84 Esperance, NY 12066

Certified Ambulance

Fire Department EMT-D

Emergency Phone: 911

Business Phone: (518)875-6088

Ambulances: 1

Other Transport: 0

Jefferson Volunteer Fire Department Rescue Squad**Location:** 207 Creamery St Jefferson, NY 12093

Certified Ambulance

Fire Department EMT-P

Emergency Phone: (607)765-3617

Business Phone: (607)652-3617

Ambulances: 1

Other Transport: 0

Middleburgh Emergency Volunteer Ambulance Corp**Location:** 53 Cotton Hill Rd Middleburgh, NY 12122

Certified Ambulance

Independent EMT-P

Emergency Phone: 911

Business Phone: (518)827-8098

Ambulances: 1

Other Transport: 0

Richmondville Volunteer Emergency Squad, Inc.

Location: 388 Main Street Richmondville, NY 12149

Certified Ambulance

Independent EMT-P

Emergency Phone: (518)829-8114

Business Phone: (518)294-8888

Ambulances: 1

Other Transport: 0

Schoharie County Critical Care Team

Location: 2783 State Route 7 Cobleskill, NY 12043

Certified First Responder

Municipal EMT-P

Emergency Phone: (518)823-3548

Business Phone: (518)295-2276

Ambulances: 0

Other Transport: 3

Scho-Wright Ambulance Service, Inc.

Location: 388 Main Street Schoharie, NY 12157

Certified Ambulance

Independent EMT-D

Emergency Phone: 911

Business Phone: (518)295-7425

Ambulances: 1

Other Transport: 0

Sharon Springs Joint Fire District

Location: 137 Beechwood Rd Sharon Springs, NY 13459

Certified Ambulance

Fire Department EMT-D

Emergency Phone: (518)829-8114

Business Phone: (518)284-2491

Ambulances: 1

Other Transport: 0

Summit Fire District Rescue Squad

Location: 118 Bear Gulch Rd Summit, NY 12175

Certified Ambulance

Fire Department EMT-D

Emergency Phone: 911

Business Phone: (518)287-1600

Ambulances: 1

Other Transport: 0

Basic Life Support EMS

Gallupville Volunteer Fire Department, Inc.**Location:** 109 School Street Gallupville, NY 12073

Fire Department EMT-D

Business Phone: (518)872-1594

Physical Fitness/Healthy Living/ Nutrition**From:** Schoharie Creating Healthy Places Brochure**Website:** schohariecreatinghealthyplaces.com**Contact:** Maureen Blanchard**Phone:** 518 255-5294**Email:** blanchma@cobleskill.edu**Fitness Centers****FIT Coalition**

1698 State Rte 7 Cobleskill, NY 12043 US

New Slate Fitness

591 US Highway 20 Way Sharon Springs NY 13459

(518) 284 7022

Duanesburg Area Community Center**Website:** <http://www.dacc.info/>

221 Victoria Drive, Delanson, NY 12053

Community Pools

Located in Cobleskill, Richmondville, Sharon Springs, Middleburgh, and Schoharie.

Basketball Courts**Central Bridge Community Park:** Route 30A Central Bridge**Esperance Park:** Cumpston Street Esperance**Cobleskill Golding Park:** (basketball and volleyball) North Grand Street**Tennis Courts**

Middleburgh HS

Schoharie HS

Sharon HS

Cobleskill HS

Jefferson HS

SUNY Cobleskill Schools

Playgrounds**Central Bridge Community Park:** Route 30A Central Bridge**Esperance Playground:** Cumpston Street Esperance

Nick Iorio Park: Campus Drive Cobleskill
Jefferson Village Green: Main Street
West Fulton Playground: West Fulton Road
Conesville Fire Department: Field Route 990V

Trails

Vroman's Nose: Mill Valley Road Middleburgh
<http://www.cnyhiking.com/VromansNose.htm>
 Part of the Long Path (see below)

Long Path

<http://www.schoharie-conservation.org/memberclubs/lpn/index.html>

This network consists of more than 1,100 miles of hiking trails extending from the Connecticut border to the Delaware River.

Landis Arboretum: Lape Road Esperance, NY

Website: <http://www.landisarboretum.org/>

Hiking and Walking trails open to the public

Cobleskill Creek Trail

A recreational trail between the Village of Cobleskill and the Village of Richmondville which has been planned for over a decade. The Schoharie County Trail Association (SCTA), a 501 (c)3 organization, has been formed and is spearheading construction. The trail will serve as a multi-seasonal, multi-use trail for hikers, bicyclists, walkers, runners, and equestrians of all ages.

Everlasting Nature Trail

Middleburgh Elementary School

State Parks

Mine Kill State Park

Location: The park is in the southeast part of the Town of Blenheim.

Services: Year-round recreation, including snowmobiling, cross-country skiing, snowshoeing, picnicking, fishing (trout and walleye), boating, hiking, mountain-biking, and swimming. The park features an Olympic sized swimming pool, a diving pool, and a wading pool, as well as a very nice bath house. The park also houses a pavilion, overlooking the Blenheim-Gilboa Reservoir and there are numerous picnic tables and charcoal grills on site, and even a playground.

Max V. Shaul State Park

Location: The park is located on Route 30 in the Town of Fulton.

Services: softball field, a playground, fishing (at Panther Creek), picnic grounds, and cooking and camping sites. Winter visitors can cross-country ski. The state park is within sight of Vroman's Nose (Hiking destination).

Adult Care

Marchand Manor Home for Adults/ALPS

Service type: Aging/Adult Care; Adult Home; Assisted Living

Website:

Location: 121 Main Street, Sharon Springs, NY 13459

Hours: Office hours 9:00am-3:00pm

After hours availability: 518-284-2357

Contact person: Betty Pessolano

- Phone: 518-284-2357
- Email: marchandmanor@nycap.rr.com

Payment: Medicaid

Area Served:

Population served: Men and women who need assistance and supervision with ADL's (usually elderly)

Capacity: 36 beds: Adult Home, 36 beds: Assisted Living

Certification: Licensed by the NYS Department of Health

Services: Hospice, Public Health, Skilled Nursing, Physical Therapy, Occupational Therapy, Speech Therapy

* This is an ALPS program, funded by Medicaid, for people who need some supervision or assistance with ADL's and health care issues, but who do not qualify by PRI for nursing home care. Marchand Manor works with other community agencies to provide needed services.

Sharon Springs Manor Adult Home

Service type: Aging/Adult Care

Website: <http://sharonspringsmanoradulthome.com/>

Contact person: Crystal Stone

- Phone: 518-284-2041
- Email: *MSHARONSPRINGS@nycap.rr.com*

Location: P.O. Box 450 State Route 20 Sharon Springs, NY 13459

Hours: Office Hours 9:00am-3:00pm

Area Served:

Population served: Men and women who need assistance and supervision with ADL's, etc.

Payment: SSI, private pay

Capacity: 36 beds

Certification: Licensed by the New York State Department of Health as an Adult Home

Services: 24 hour supervision and care of adults with need for supervision and assistance with ADL's and other daily activities, including meals and laundry.

Certified Health Home

HCR Home Care

Service Type: Aging/Adult Care

Website: www.hcrhealth.com

Location: 795 East Main Street, Suite 10 Cobleskill, NY 12043

Hours:

Contact:

- Phone: 518-254-7092

Payment: Medicare, Medicaid, self-pay, insurance

Area Served: Schoharie, Otsego County

Population Served: Aging population

Capacity:

Certification: Certified home health agency

Services: Rehabilitation, Physical Therapy, Nursing, Case Management

Licensed Home Care

Visiting Nurses Home Care

Service type: Aging/Adult Care; Skilled Nursing

Website: www.vnhc.com

Location: 513 W. Main St. #3, Cobleskill, NY 12043

Hours: 8:00am-4:30am

Contact person: Sherry Wayman

- Phone: 518-234-4516
- Email: sheway@vnahc.com

Payment: Medicare, Medicaid, insurance, private pay

Area Served: Albany, Delaware, Otsego, Schenectady, Schoharie Counties

Population Served: Residents of Schoharie County and bordering counties

Capacity:

Certification: Licensed Home Care Services Agency

Services: Nursing, Personal Care, LPNs, RNs, Home Health Aides

Schoharie County Department of Health Licensed Home Care

Location: 122 Main Street, Cobleskill, NY 12043

Contact:

- Phone: (518) 234-4219

Payment: Medicare, Medicaid eligible

Services: Skilled Nursing, Medication Management, Wound Care, Diabetic Care, Physical Therapy, Occupational Therapy, Speech Therapy, Rehabilitation Services

Hospitals

Cobleskill Regional Hospital

County: Schoharie

Service Type: Hospital

Website: <http://www.cobleskillhospital.org/>

Location: 178 Grandview Drive, Cobleskill NY 12043

Hours: 24 hrs/ 7 days

After hours availability: Emergency services, Lab, XRay

Contact person: Susan Cimino-Cary

- Phone: (518) 254-3456
- Email: Susan.ciminocary@bhsc.org

Capacity: 40 beds

Cobleskill Regional Hospital is a 40-bed not-for-profit hospital founded by the people of Schoharie County in 1956. The hospital provides a broad range of inpatient and outpatient services, including an emergency department staffed around-the-clock by highly qualified physicians, inpatient care for medical conditions, outpatient surgery, short-stay inpatient rehabilitation, outpatient rehabilitative services (including physical therapy), open MRI and state-of-the-art medical imaging, comprehensive laboratory services, a sleep lab, and 19 specialty clinics in areas such as cardiology, women's health, orthopedics, and more.

Emergency Services The doctors and nurses of Cobleskill Regional Hospital's Emergency Department care for more than 12,000 patients per year. . Patients are entitled to a medical screening in the Emergency Department regardless of ability to pay. Patients of all ages, with all types of illnesses or injuries, are treated,. About one in three of our patients requires high-level emergency care, so we're accustomed to dealing with medically complex emergencies. For most cases, we provide total diagnosis, care, and treatment on site. For those who need the highly specialized services of a major medical center, Cobleskill Regional Hospital serves as a gateway to the appropriate level of needed services. In many instances, our affiliation with Bassett Healthcare facilitates access to advanced services and follow-up at Mary Imogene Hospital in Cooperstown and with Bassett Healthcare specialists.

- 24/7 physician staffing
- Fully certified nursing staff
- The most up-to-date treatments and diagnostics
- Experienced care for people of all ages -- parents can count on us when it comes to caring for children.
- Affiliation with Bassett Healthcare ensures access to specialized services, advanced technology, and expert medical specialists
- Close working relationship with area EMS and paramedic services
- Disaster preparedness and response for our community

Inpatient Services are available for adults who require hospitalization for medical conditions. Patients are admitted by physicians in the community or through the Emergency Department. Cobleskill Regional Hospital's inpatient unit is staffed by a team of experienced registered nurses, licensed practical nurses and certified nurse's aides who provide caring and personalized care.

Short-Stay Rehabilitation Program The hospital offers comprehensive short-term inpatient care for patients who are unable to recover from an injury or illness at home. Patients and their families often turn to this program following a brief hospital stay or in place of full-scale hospitalization for a major health problem. This program stresses continued recovery and assists patients with returning to a more independent level of functioning. Many of the patients in the Short-Stay Rehabilitation Program are over age 65 and have healthcare coverage through Medicare. In general, to be covered under Medicare the patient must

- Have been hospitalized for 3 or more nights within the past 30 days

- Have partially recovered
- Require skilled care on a daily basis (includes intravenous medication, complex wound care and dressing changes, post-surgical follow-up care, monitoring of new/changed medications, and rehabilitative therapies for strengthening and endurance)
- The contact person for admission is the Clinical Nurse Manager, 518-254-3326

Access to Medical Specialists: The Hospital provides access to medical specialists in the following areas:

Heart (Cardiology)

Cancer (Oncology/Hematology)

Bones and Joints (Orthopedics)

Lungs/Breathing/Sleep (Pulmonary Medicine)

General Surgery

Urology

Diabetes, Thyroid, and other Gland-related Diseases (Endocrinology)

Hearing (Audiology) *

Brain/Nervous System (Neurology and Neurosurgery) Ear-Nose-

Throat (Otolaryngology)

Foot Health (Podiatry)

Arthritis (Rheumatology)

Plastic Surgery and Hand Surgery

Digestive System (Gastroenterology)

Eyes/Vision (Ophthalmology)

Vascular Surgery

Women's Health (Obstetrics/Gynecology)

Services are available from 8:00 a.m. to 5:00 p.m., Monday through Friday.

Contact: 518-254-3317.

Surgical Services

Same-day surgery is offered at Cobleskill Regional Hospital. Among the physicians who perform surgical procedures at CRH are general surgeons, orthopedic specialists, gynecologists, ear-nose-throat specialists, and gastroenterologists. These specialists, as well as the surgical team's anesthesiologists, are affiliated with Bassett Healthcare. Foot surgery and procedures performed by podiatrists are also available. The hospital's surgical team also includes a group of highly skilled and experienced OR nurses. Recovery generally takes place right in the surgical suite for same-day surgery and the emphasis is on preventing complications following surgery and ensuring appropriate follow-up care. The surgical suite is located on the hospital's ground floor. For more information on the surgical procedures available at Cobleskill Regional Hospital,

Contact: 518-254-3456.

Women's Health Center

Services are available from 8:00 a.m. to 5:00 p.m., Monday through Friday

Contact: 518-254-3307. Women's services are provided by a physician specialist in obstetrics/gynecology, a Physicians Assistant, and a certified nurse midwife:

- Prenatal Care
- Postpartum Care
- Annual Exams

- Gynecology Conditions
- HIV Pre and Post Test Counseling

Out-patient Rehabilitation Services

- Physical Therapy
- Occupational Therapy
- Speech Therapy
- Hand Therapy

Fully licensed and certified therapists offer a complete range of outpatient physical therapy services designed to help patients restore strength, movement, and functioning and to prevent disability due to disease, injury, or aging. The Department is open from 7:30 a.m. until 7:30 p.m. from Tuesday through Thursday, and from 7:30 a.m. until 5:30 p.m. on Mondays and Fridays. Occupational therapy and speech therapy are also available during extended hours by special arrangement.

Laboratory

The hospital operates a main laboratory at the hospital on Grandview Drive in Cobleskill and a satellite blood work station at 1 Cooley Drive in Delanson. Each year, the BHSC laboratory processes in excess of 175,000 tests. The lab employs approximately 22 people, including technologists and phlebotomists. The Cobleskill Regional Hospital laboratory has earned the Joint Commission's Gold Seal of Approval. The award of accreditation is for a two-year period ending in July 2008. Laboratory outpatient services are available at both sites without appointments. The Delanson site is open Monday, Tuesday, Thursday, and Friday, from 8:30 a.m. to noon. The main laboratory, located at the hospital on Grandview Drive in Cobleskill, is open Monday through Friday, from 7:30 a.m. to 6:00 p.m. In addition, the main laboratory is open Saturday from 9:00 a.m. to 11:00 a.m.; however, an appointment is necessary. **Contact:** 518- 254-3341.

Medical Imaging

- Diagnostic Radiology
- Computed Tomography
- Ultrasonography
- Mammography – screening and diagnostic
- Fluoroscopy
- Bone Densitometry (DEXA)
- Open MRI

Contact: 518-254-3350

Emergency and Inpatient Services: 24 hours/day, 7 days/week

Outpatient Services: 8:00 a.m. – 4:30 p.m., Monday – Friday

CT Scan Outpatient: 7:00 a.m. – 4:30 p.m.

Bone Densitometry: 8:00 a.m. – 4:30 p.m. Tuesday & Wednesday, Friday mornings

Mobile MRI – Wednesdays

Sleep Lab

Contact: 518-254-3317

The comfortable four-bed Sleep Lab is located on the upper level, next to the Ambulatory Care Center. It is staffed by an experienced technician, with support from a patient access specialist and a secretary. It is open three nights per week for sleep studies, which are used to diagnose sleep disorders, such as sleep apnea and periodic limb movement disorder.

Social Work Services

Provides a wide-range of services to all clinical areas of the hospital. Assessments and referrals for all psychological and psychosocial issues are provided, including but not limited to, child abuse, sexual assault, domestic violence, mental illness, chemical dependency, and adjustment to chronic or terminal illness by referral. HIV counseling and testing are provided by referral. Discharge planning for patients going home, to adult homes and nursing homes is routinely provided.

Support Groups

Offered in cancer support for patients and family members/loved ones and Alzheimer's support for caregivers.

Lifeline

Personal response service that allows people to live independently and ensures those living at home receives quick assistance when they need it. Once activated a Lifeline professional responds, assesses the situation calls for help, be it a loved one, neighbor or an ambulance. Call 518-254-3210 for information.

Community Service Program

The hospital provides care to many people each year who do not have health insurance and are unable to pay their bill. Through this program, patients who do not have insurance and have been denied coverage by Medicaid during the past six months may qualify for free care. Others may qualify for a discount on care. Discounts are made on a sliding scale depending on income. Patients must fill out an application for the Community Services program and provide proof of Medicaid denial within the past six months, and provide proof of income to qualify for free care.

Hospital Extensions**Schoharie County Health Department**

Diagnostic and Treatment Center
276 Main Street Schoharie, NY 12157
(518) 295-8365

Services: Clinic Part Time Services, Nursing, Physical Medicine and Rehabilitation O/P, Physical Therapy O/P, Well Child Care O/P

Bassett Healthcare Cobleskill I

Website: <http://www.bassett.org/community-health-centers/locations/cobleskill/>
Hospital Extension Clinic
Grandview Drive Cobleskill, NY 12043

Hours: Monday through Thursday: 7:45 a.m. to 8 p.m., Friday: 7:45 a.m. to 5 p.m., Saturday: 8 a.m. – 12:00pm
(518) 234-2555

Services: Prenatal O/P, Primary Medical Care O/P

Bassett Healthcare Cobleskill II

121 Legion Drive Cobleskill, NY 12042

Hours: Mon - Fri 9:00 am - 5:00 pm

(518) 234-2555

Services: Family Practice, Internal Medicine

Bassett Healthcare Schoharie

Website: <http://www.bassett.org/community-health-centers/locations/schoharie/>
Hospital Extension Clinic

111 Barton Hill Road Schoharie, NY 12157

Hours: Monday, Tuesday, Wednesday: 8 a.m. to 8 p.m.

Thursday & Friday: 8 a.m. to 5 p.m.

(518) 295-8521

Services: Primary Medical Care O/P, Family Medicine

Bassett Healthcare Sharon Springs

Website: <http://www.bassett.org/community-health-centers/locations/sharon-springs/>
Hospital Extension Clinic

Route 20, P.O. Box 275 Sharon Springs, NY 13459

Hours: Monday through Friday: 8 a.m. to 5 p.m.

(607) 547-3100

Services: Primary Medical Care O/P, Family Medicine, Internal Medicine, Pediatrics

Bassett Healthcare Middleburgh

Website: <http://www.bassett.org/community-health-centers/locations/middleburgh/>
Hospital Extension Clinic

109 Baker Avenue Middleburgh, NY 12122

Hours: Monday through Friday: 8 a.m. to 5 p.m.

(518) 827-7730

Services: Certified Mental Health Services O/P, Primary Medical Care O/P, Family Medicine, Mobile Mammography

Bassett Healthcare - Delanson

Website: <http://www.bassett.org/community-health-centers/locations/delanson/>
One Cooley Heights Delanson, NY 12053

(518) 895-2000

Hours: Monday through Friday: 8 a.m. to 5 p.m.

Services: Family Medicine, Internal Medicine

Center for Disability Services

Website: <http://www.cfdsny.org/htmlweb/CFDSHome2.html>

Diagnostic and Treatment Center Extension Clinic
 121 Opportunity Lane Schoharie, NY 12157
 (518) 295-7946

Services: Audiology O/P, Medical Social Services O/P, Nursing, Psychology O/P, Physical Therapy, Occupational Therapy, Speech Therapy

School Based Health

Middleburgh Central-Middle/High School

School Based Hospital Extension Clinic

Services: Health Education O/P, Immunology, Medical Social Services O/P, Multiphasic Screening O/P, Nursing, Primary Medical Care O/P, Psychology O/P, Venereal Disease Prevention, Well Child Care O/P

Middleburgh Central-Middle/High School

School Based Hospital Extension Clinic

Services: Health Education O/P, Immunology, Medical Social Services O/P, Multiphasic Screening O/P, Nursing, Primary Medical Care O/P, Psychology O/P, Venereal Disease Prevention, Well Child Care O/P

Private Practice

Family Medical Care Associates

132 Macarthur Ave Cobleskill, NY 12043
 (518) 234-8745

- Dr. Chester R. Burton, DO
 Family Medicine
- Dr. Rebecca R. Eckel, MD
 Family Medicine

Luria, Jeffrey MD

847 Grovenors Corners Rd, Central Bridge, NY 12035
 (518) 296-8524
 Psychiatry

Many, Seth E, MD

116 Union St, Sharon Springs, NY 13459
 Hours: Monday-Friday 9:00 am - 5:00 pm
 Psychiatry

Lorraine Davis MD

109 Sidney Lane Howes Cave, NY 12092 - View Map
 (518) 868-2026
 Private Family Practice

West Paul MD

106 Iroquois Drive
Cobleskill, NY 12043
(518) 823-4419
Family Practice

Meyer, Joy L, MD

197 Elm St Cobleskill, NY 12043
(518) 234-2868
Physical Therapy

Dentists**Richmondville Family Dental Practice PLLC**

Website: www.richmondvillefamilydental.com
Email: naelah1@msn.com
303 Main Street Richmondville, NY 12149-2603
(518) 294-4621

Cobleskill Dental Group PC

Email: rose.gary.surman@gmail.com
106 Division St Cobleskill, NY 12043
(518) 234-4365

Bush & Howard Dental Office

109 Johnson Ave Schoharie, NY 12157-1903
(518) 295-7232

Lancaster Emmons Surman Moren & Nicholas DDS

Email: rose.gary.surman@gmail.com
106 Division St Cobleskill, NY 12043-4605
(518) 234-4365

Mer Boris DDS

155 Main St Sharon Springs, NY 13459-3145
(518) 284-2345

Singh Sarupinder DDS

127 Lark St Cobleskill, NY 12043-3845
(518) 234-3231

Knox Kathy T DDS

307 Main St Middleburgh, NY 12122
(518) 827-5171

Resources Available Outside of the 7 Counties

Addiction

UHS New Horizons Alcohol & Chemical Dependency Treatment Center

Service Type: Addiction/Substance Abuse

Website: <http://www.uhs.net/care-treatment/addiction-chemical-dependency/>

Location: 10-42 Mitchell Avenue, Binghamton General Hospital, Binghamton, NY 13903

Hours: 7:00am - 4:00pm

Contact:

- Phone: 607-762-3232
- 24 Hour Crisis Hotline: 607-762-2257

Area Served:

Population Served: Substance Abuse; Adults

Payment: Self payment, Medicaid, Medicare, Private health insurance, Military insurance

Capacity:

Certification: Board Certified Addiction Specialist, Physicians, Psychologists, Nurses and Social Workers

Services: Assessment, Referral, Crisis Intervention, Intensive Outpatient Treatment Including, Community Education, Family and Employer Interventions, Continuing Care, Relapse Prevention

Ward Addiction Treatment Center

Website: <http://www.oasas.ny.gov/atc/ward/general.cfm>

Location: 117 Seward Avenue Bldg. 92, Suite #12/16 Middletown, NY 10940

Contact: Mary Johnson

- Phone: (845) 341-2500
- Email: Mary.Johnsen@oasas.ny.gov

Payment: Medicaid, Medicare, Private health insurance, Self payment, Sliding scale fee

Area Served: Columbia, Delaware, Dutchess, Greene, Orange, Sullivan, Ulster, Putnam, Rockland, Westchester

Population Served: Adults with substance abuse problems, Families

Certification: OASAS Certified

Capacity: 60 bed (inpatient); Staff include: Credentialed Alcohol and Substance Abuse Counselors (CASAC's), Certified Social Workers (LCSWs), Physicians, Psychiatrists, RNs, and Recreation Therapists

Services: Relapse Prevention, Group and Individual Therapy, Family Education and Referral, Inpatient Services, Dual Diagnosis Groups

Alcohol Services Inc.

Website: <http://alcohol-services-inc.com/alcoholism-evaluations/>

Location: 102 West Seneca Health Science Center Manlius, New York 13104

Contact:

- Phone: (315) 682-3858

Payment: Excellus Blue Cross/Blue Shield, Value Options, POMCO, RMSCO and MVP. Does not accept Medicaid and Medicare

Area Served: Onondaga and Madison Counties

Population Served: Alcoholics and families of alcoholics

Capacity:

Services: Evaluations and Assessments, Intensive Outpatient Program, Group and Individual Therapy, Family Treatment, Crisis Intervention, Parental Consultation, Treatment of: Adult Children of Alcoholics, Spouses of Alcoholics/Addicts, Children of Alcoholics.

Conifer Park Outpatient Chemical Dependency Clinic

Website: <http://www.coniferpark.com/outpatient-services>

Location: 508 Old Liverpool Road Liverpool, NY

Hours:

Contact:

- Phone: (315) 453-3911
- Email:

Payment: sliding fee scale, self payment, Medicaid, state insurance (other than Medicaid), private health insurance, and military insurance are accepted.

Area Served:

Population Served: Persons with mental and substance abuse disorders, adolescents, and women

Certification: Operates under licenses granted by New York State OASAS

Capacity:

Services: Outpatient Substance Abuse Services, Substance Abuse Treatment, Detoxification, Buprenorphine Services.

SPARC: St. Peter's Hospital

Website: <http://www.sphcs.org/addictionrecoverysparc>

Location: 315 S. Manning Blvd. Albany, NY 12208

Hours: Admissions: Monday-Friday 8:30am-4:30pm

Contact:

- Phone: (518) 452-6791

Payment: Major Insurances, Medicaid

Area Served:

Capacity: 24 hour Inpatient Treatment Center: 30 beds, Crisis Center: 18 beds, 6 Community Residences, Men's Community Residence: 22 beds

* More than 5,000 people treated each year

Certification: Licensed by the New York State Office of Alcoholism and Substance Abuse Services (OASAS)

Services: Inpatient Treatment, Outpatient Treatment, Detox, Education, Professional Development, Homeless Shelter, Dual Diagnosis Services, Case Management, Family Services, Support Groups

Mental Health

Capital District Psychiatric Center

Website: <https://www.omh.ny.gov/omhweb/facilities/cdpc/facility.htm>

Location: 75 New Scotland Avenue Albany, NY 12208-3474

Contact:

- Phone: (518) 549-6000

Payment: Medicaid, Medicare, Private Insurances

Area Served: Albany, Rensselaer, Schenectady, Saratoga, Warren, Washington, Schoharie, Columbia and Greene

Population Served: Children, Adolescents, and Adults with mental health issues

Capacity: 225 beds

Certification: Certified by NYS Office of Mental Health

Services: Adult Inpatient, Outpatient Clinic, 3 Residential Sites, Crisis and Case Management (Assertive Community Treatment, Intensive Case Management & Supportive Case Management).

Hutchings Psychiatric Center

Website: <https://www.omh.ny.gov/omhweb/facilities/hupc/facility.htm>

Location: 620 Madison Street Syracuse, NY 1321

Contact:

- Phone: (315) 426-3600

Payment: Medicaid, Medicare, Private Insurances

Area Served: Onondaga, Cayuga, Cortland, Madison and Oswego counties

Population Served: Children, Adolescents, and Adults with mental health issues

Certification: Certified by NYS Office of Mental Health

Capacity: 135 inpatient beds (105 adult, 30 children), Outpatient Program serves 1250 people/year

Services: Adult Inpatient, Outpatient Clinic/Programs (clinical, residential, social rehabilitation, and vocational rehabilitation), Crisis and Case Management, Residential Services

Greater Binghamton Health Center

Website: <https://www.omh.ny.gov/omhweb/facilities/bipc/facility.htm>

Location: 425 Robinson Street Binghamton, NY 13904-1755

Contact:

- Phone: (607) 724-1391

Payment: Medicaid, Medicare, Private Insurances

Area Served: Broome, Chenango, Delaware, Otsego, Tioga, and Tompkins Counties

Population Served: Children, Adolescents, and Adults with mental health issues

Certification: Certified by NYS Office of Mental Health

Capacity: Children: 17 beds; Adults: 60 inpatient beds, 60 residential beds

Services: Intensive Treatment Service, Intermediate Treatment Service, Geropsychiatric Service, Prepaid Mental Health Plan, Clinic Services, Intensive Psychiatric Rehabilitation, Case Management, Vocational services.

NAMI – Syracuse**Website:** <http://www.namisyracuse.org/>**Location:** 917 Avery Avenue Syracuse, NY 13204**Contact:**

- Phone: (315) 487 – 2085
- Email: namisyracuse@namisyracuse.org

Payment: N/A**Area Served:** Madison, Onondaga, and Oswego Counties**Population Served:** People with mental illnesses**Services:** Support Groups, Information, Referrals***Developmental Disabilities*****ACCES-VR: Vocational and Educational services for individuals with Disabilities (Albany District Office)****Service Type:** Developmental Disabilities**Website:** <http://www.acces.nysed.gov/vr/southerntier/home.html>**Location:** 80 Wolf Road Suite 200 Second Floor Albany, NY 12205**Contact:**

- Phone: 1-800-272-5448
- Email:

Population Served: Developmentally Disabled**Area Served:** Albany, Columbia, Greene, Rensselaer, Saratoga, Schenectady, Schoharie, Warren and Washington Counties**Services:** Independent living Skills Training, Vocation Services, Employment, ACCES-VR works with students, families and school districts to coordinate appropriate services for students with disabilities who are leaving secondary education and entering adult vocational rehabilitation and related services (Transition)**ACCES-VR: Binghamton District Office****Website:** <http://www.acces.nysed.gov/vr/southerntier/home.html>**Location:** 44 Hawley St. Binghamton, NY 13901**Contact:**

- Phone: (607)-721-8408
- Email:

Area Served: Broome, Chemung, Chenango, Delaware, Otsego, Schuyler, Steuben, Tioga, and Tompkins counties**ACCES-VR: Syracuse Office****Website:** <http://www.acces.nysed.gov/vr/syracuse/home.html>**Location:** 44 Hawley St. Binghamton, NY 13901**Contact:**

- Phone: (607)-721-8408

Area Served: Cayuga, Cortland, Jefferson, Madison, Onondaga, Oswego Counties

High Risk Births Clinic - Broome Developmental Disabilities Services**Service Type:** Disability Prevention/Diagnosis/Early Intervention**Website:** http://www.firstcallforhelp.info/program_view.aspx?pID=1364**Location:** 305 Main Street, 2nd floor, Binghamton, NY 13905**Hours:** Monday – Friday, 8:00 am – 4:30 pm or by appointment**Contact:**

- Phone: (607) 729-1295
- Email: megan.sullivan@opwdd.ny.gov

Payment: Medicaid, third party payment, sliding scale or no charge**Area Served:** Broome, Chenango, Delaware, Otsego, Tioga, & Tompkins Counties**Population Served:** Children (age 0-6)**Capacity:****Certification:** OPWDD Certified Clinic**Services:** Disability Prevention, Disability Diagnosis, Evaluation, Early Intervention***Health/Disease Prevention/Education*****Catskill-Hudson Area Health Education Center****Service Type:** Health Education**Website:** <http://www.chahec.org/>**Location:** 598 State Route 299, Highland, NY 12528**Hours:****Contact:**

- Phone: (845) 883-7260
- Email: info@chahec.org

Payment:**Area Served:** Columbia, Delaware, Dutchess, Greene, Orange, Otsego, Putnam, Rockland, Schoharie, Sullivan, Ulster counties.**Population Served:** Medical Students, Nurses, Aspiring Health field Students (K-12)**Capacity:****Certification:** non-profit, 501(c)3 organization**Specialty Services:** Health practitioner education, Introduces students to the health care industry, Customer relation training, EMS training

A non-profit, 501(c)3 organization that works with community-based partners to address healthcare professional shortages and healthcare workforce development in the 11 county region of New York State that we serve.

American Cancer Society: Southern NY Region**Service Type:** Disease Prevention/Education**Website:** <http://www.cancer.org/>**Location:** 13 Beech St Johnson City, New York 13790**Hours:** Monday – Friday 8:30 - 4:30**Contact:**

- Phone: (800)-227-2345

Payment: Free

Area Served: Southern New York

Population Served: Cancer Patients; their families

Capacity:

Certification:

Services: Information, education, referral and resources related to cancer.

Specialty Services: Wigs - Free or Reduced Cost - A supply of free wigs, most colors and styles available to patients suffering hair loss as a result of cancer treatments.

Reach to Recovery - A program designed to help individuals cope with breast cancer through one-on-one peer support. Trained volunteers provide support and up-to-date information for patients, family and caregivers.

American Heart Association

Web: www.americanheart.org

Location: 120 Lomond Court Utica, New York 13502

Hours: 8:00 a.m. - 4:00 p.m., Mon.-Fri.

Contact:

- Phone: (315) 580-3965
- Email: Jennifer.balog@heart.org

Area Served: Oneida, Herkimer, Otsego, Lewis and Madison Counties

Specialty Services: Offers public education programs, & special events to aid in the fight against heart disease and stroke. Holds an annual Heart Ball and Walk. Go Red Women is observed year round. CPR Training

American Lung Association of the Northeast

Service Type: Disease Prevention/Education; Smoking Cessation; Asthma

Website: <http://www.lung.org/associations/charters/northeast>

Contact:

- Phone: 800-499-LUNG
- Email: info@lungne.org

Area Served: New York State (Regional Office in Albany, NY)

Specialty Services:

Open Airways For Schools[®] is an award winning school-based curriculum that educates and empowers children through a fun and interactive approach to asthma self-management. It teaches children with asthma ages 8 to 11 how to detect the warning signs of asthma, avoid their triggers and make decisions about their health.

Champ Camp for Kids with Asthma- Kids with Asthma Experience the Fun and Excitement of Summer Camp. At Champ Camp for Kids with Asthma, 8 to 11-year-olds experience the excitement and fun of a week-long, co-ed summer camp in a safe, medically supervised environment at Camp Chingachgook on Lake George in New York.

Not-On-Tobacco- <http://www.notontobacco.com>

N-O-T is a group program designed to help 14 to 19 year old smokers end their addiction to nicotine. Teen smokers can also get free telephone or online counseling through the Lung Helpline.

Freedom From Smoking -<http://www.lung.org/stop-smoking/how-to-quit/freedom-from-smoking>. This program for adults teaches the skills and techniques proven to help smokers quit. The program is available as a group clinic, an online program and a self-help book.

Adults may also speak to a cessation counselor at the Lung Helpline.

Lung Helpline- <http://www.lung.org/about-us/lung-helpline.html>

The American Lung Association Call Center is staffed by Registered Nurses and Lung HelpLine: 1-800-LUNGUSA or 1-800-586-4872

Registered Respiratory Therapists that have extensive experience in the healthcare industry.

Individuals may call the to speak to someone directly, or submit a question online for detailed and accurate answers to questions about Lung Cancer, Asthma, or Smoking Cessation.

American Diabetes Association

Service Type:

Website: <http://www.diabetes.org/>

Locations:

- Albany: Pine West Plaza Building 2, Suite 204 Washington Avenue Extension Albany, NY
- Syracuse: 6390 Fly Road 2nd Floor, East Syracuse, NY 13057

Hours:

Contact:

- Phone: 518-218-1755 (Albany location)
- Phone: 315-438-8687 (Syracuse location)

Area Served: Chenango, Delaware, Herkimer, Madison, Oneida, Otsego, Schoharie

Services: Information, Referrals

Southern Tier AIDS Program

Service Type: Disease Prevention/Education

Website: <http://www.stapinc.org/>

Location: 22 Riverside Drive Binghamton, New York 13905

Hours: Monday – Friday 9:00 am - 5:00 pm

Contact:

- Phone: (607) 432-6654

Payment: Free

Area Served: Broome, Chemung, Chenango, Cortland, Delaware, Otsego, Tioga, and Tompkins Counties.

Population Served: AIDS patients, families

Capacity: Not listed

Certification: Not listed

Services: Patient Services: Case Management, Information, Referral, Support Groups, Treatment Literacy, HIV/AIDS education, Housing Services, Secondary Prevention, Social Help

Prevention Services: Programming, Community Education, Outreach, HIV-positive speakers' bureau and staff training (schools, prisons, faith-based settings, human service agencies and the general public).

Leukemia & Lymphoma Society**Service type:** Disease Prevention/Education**Website:** www.leukemia-lymphoma.org**Location:** 5 Computer Drive W. Suite 100 Albany, New York 12205**Hours:** Monday - Thursday 8:30 am - 4:30 pm Friday 8:00 am - 4:00 pm**Contact person:** Raechel Hunt

- Phone: (518)438-3583
- Email: susan.kobrel@lls.org

Population Served: Patients with blood cancers and their families**Payment:** None – public donations accepted. Financial assistance for transportation, meds, and co-pays**Services Provided:** The Leukemia & Lymphoma Society is the world's largest voluntary health organization dedicated to funding blood cancer research, education and patient services. The Society's mission: Cure leukemia, lymphoma, Hodgkin's disease and myeloma, and improve the quality of life of patients and their families. First Connections- a phone support program for newly diagnosed patients and families**AIDS Council of Northeastern NY****Service Type:** Disease Prevention/Education; AIDS/STI**Website:** <http://www.aidsCouncil.org/About.aspx>**Location:** Schenectady Office: 434 Franklin Street, Schenectady, NY 12305**Contact:**

- Phone: (518)-346-9272
- Email: info@aidsCouncil.org

Payment: N/A**Area Served:** Schoharie County and 14 other eastern NY Counties**Population Served:** People with AIDS/HIV**Capacity:****Certification:****Services:** HIV/STI/Hep C Testing, Case Management, Housing Support, Transportation Services, Mental Health Counseling, Benefit Coordination, Risk Counseling. We have provided direct support services to people living with HIV/AIDS and their families and reduced new infections since 1984. Comprehensive services to those infected with HIV, including evaluation of needs, service coordination and direct support. Provides outreach to at-risk individuals, test those most at risk for infection, deliver effective prevention interventions, and advocate for responsible public policy. The only New York State designated Community Service Provider in Northeastern New York.**Brain Injury Association of NY****Website:** <http://www.bianys.org/>**Location:** 10 Colvin Avenue - Albany NY 12206-1242**Hours:** Monday - Friday, 9:00 am – 4:00 pm**Contact:**

- Phone: 518-459-7911

Population Served: People who have sustained a brain injury before age 22**Area Served:** Statewide

Services: Education, Advocacy, Community Support Services

Maternity/Perinatal

High Risk Births Clinic - Broome Developmental Disabilities Services

Service Type: Disability Prevention/Diagnosis/Early Intervention

Website: http://www.firstcallforhelp.info/program_view.aspx?pID=1364

Location: 305 Main Street, 2nd floor, Binghamton, NY 13905

Hours: Monday – Friday, 8:00 am – 4:30 pm or by arrangement.

Contact:

- Phone: (607) 729-1295
- Email: megan.sullivan@opwdd.ny.gov

Payment: Medicaid, third party payment, sliding scale or no charge

Area Served: Broome, Chenango, Delaware, Otsego, Tioga, & Tompkins Counties

Population Served: Children (age 0-6)

Capacity:

Certification: OPWDD Certified Clinic

Services: Disability Prevention, Disability Diagnosis, Evaluation, Early Intervention

Mothers & Babies Perinatal Network of South Central New York, Inc.

Service Type: Mother/Infant/Perinatal

Website: <http://www.mothersandbabies.org/>

Location:

1. 457 State Street Binghamton, NY 13901
Hours: Mon, Tues, Wed, Fri: 9am-1pm, Thurs: 2pm-7pm
2. 27 West Main Street Norwich, NY 13815
Hours: Mon, Tues, Wed, Fri: 9am-1pm, Thurs: 3pm-7pm
3. Locations in Sidney and Walton are closing as of September 2014.

Contact:

- Phone: (607) 772-0517
- Email: lphelps@mothersandbabies.org

Area Served: Broome, Chenango, Cortland, Delaware, Otsego, Tioga, and Tompkins counties

Population Served: Mothers and infants

Payment: Free

Capacity:

Certification:

Services: Maternal Child Health Education, Teen Pregnancy Prevention, Post Partum Depression Services, Smoking Cessation, Breastfeeding Promotion

Parent to Parent of New York State: The South Central Office

Service Type: Mother/Infants/Perinatal

Website: <http://www.parenttoparentnys.org/index.php/offices/south-central/>

Location: 213 Tracy Creek Road Vestal, NY | 13850

Contact: Lin Perry

- Phone: 607-770-0211 Ext. 787
- Email: lperry@ptopnys.org

Area Served: Broome, Chenango, Delaware, Otsego, Tioga, and Tompkins**Population Served:** Parents of children with developmental disabilities**Capacity:****Certification:****Services:** Parent Support, Parent Matching (with another parent in a similar situation)**REACH of Central NY****Website:** <http://www.reachcny.org/>**Location:** 1010 James Street Syracuse, New York 13203**Hours:** Monday-Friday 8:30am-5:00pm**Contact:**

- Phone: (315) 424-0009
- Email: execdir@reachcny.org

Payment: N/A**Area Served:** Onondaga, Oswego, Madison, and Cayuga Counties**Population Served:** Mothers, Pregnant Women, Families**Certification:****Capacity:** Not listed**Services:** Parenting Classes, Breastfeeding Support, Information, Referrals***Aging Population*****Resource Center for Independent Living****Website:** <http://www.rcil.com/>**Location:** 347 West Main Street Amsterdam, NY 12010**Contact:**

- Phone: (518) 842-3561

Payment:**Area Served:** Serves Schoharie, Fulton, Montgomery Counties**Population Served:** Individuals with disabilities**Capacity:****Certification:****Services:** Peer Counseling, Independent Living Services, Information and Referral, Advocacy, Employment Services, Medicaid Service Coordination, Benefit Advisement, Adult Day Service, Respite**Community Hospice Inc.****Website:** <http://www.communityhospice.org/>**Location:** 295 Valley View Blvd, Rensselaer, NY 12144**Contact:**

- Phone: (518) 377-8846

- Email:

Payment: Most private insurance, Medicare, Medicaid

Area Served: Albany, Columbia, Greene, Montgomery, Rensselaer, Saratoga, Schenectady, Schoharie, and Washington Counties

Population Served: Those nearing end of life and their families

Capacity:

Certification: DOH Certified Hospice

Services: Audiology, Hospice Baseline Services, Bereavement, Clinical Laboratory Service, Home Health Aide, Inpatient Services, Medical Social Services, Medical Supplies Equipment and Appliances, Nursing, Nutritional Education, Pastoral Care, and Occupational, Physical, Respiratory, Speech Language Therapies

Smoking Cessation

The Center for Smoking Cessation at Seton Health

Service Type: Addiction/ Substance Abuse

Website: <http://www.quitsolutions.org/>

Location: 24 Aviation Rd, Ste. 204 Albany, NY 12205

Hours:

Contact:

- Phone: (518)-459-2550

Payment: Free

Area Served: Albany, Rensselaer, Schenectady, Greene, Columbia, Schoharie, Otsego and Delaware Counties

Population Served: Smokers

Capacity:

Certification: Funded entirely by the New York State Department of Health's Bureau of Tobacco Use Prevention and Control

Service: Smoking Cessation, Tobacco Abuse Prevention/Education

Provides free services to healthcare providers. The goal of the Center is to provide training, technical assistance and follow-up to healthcare institutions and providers on addressing tobacco dependence with patients and assisting them with quitting.

Youth Services

Berkshire Farm Center & Services for Youth

Service Type: Youth Prevention

Website: http://www.berkshirefarm.org/about_us/

Location: Binghamton Office 2-8 Hawley St. Binghamton NY 13901

Hours: 24/7

Contact:

- Phone: 607-772-3123
- Email: kkiehle@berkshirefarm.org

Area Served: Broome, Chenango, Cortland, Delaware, Otsego Counties.

Population Served: Foster children, at-risk youth (up to age 21)

Payment:

Capacity:

Certification: Accredited by the Council of Accreditation

Services: Workforce Development Program, Foster Care Programs, Residential Treatment Center, Alternative School, Group Homes, Prevention Programs, Detention Services

Specialty Services:

LIFE House: 189 Main Street, Oneonta, NY 13820, Therapeutic/Treatment Foster Care
A non-profit organization providing therapeutic and treatment foster Care for children from birth to 21 years of age as an alternative to placement in a group home or residential setting. Their mission is "to strengthen children and families so they can live safely, independently, and productively within their home communities.

Northeast Parent and Child Society (Gloversville Regional Office)

Service Type: Youth Development/ Prevention

Website: www.neparentchild.org

Location: 40 North Main St., Suite 11 Gloversville, New York 12078

Hours: Monday - Friday 8:30 am – 5:00 pm

After hours availability: For families receiving services

Contact person: Carol Beaudin-prevention evaluation

- Phone: (518) 725-5455
- Email: carol.beaudin@neparentchild.org

Payment: funding comes from county social service departments, The remainder of our resources is privately raised through corporations, foundations, and individuals,

Area Served: Schoharie County

Population Served: Children at risk of being removed from their natural homes due to abuse, neglect, mental illness, substance abuse, etc

Capacity:

Certification:

Services: Preventive Services, Residential Services, Foster Care, Employment Services, Educational Services Services provided through our Gloversville Office include the Intensive Aftercare Prevention. Program (IAPP), PINS – Initiative Schoharie and Therapeutic Foster Family Program (TFFP). Additional prevention services, residential services, educational services and career development services are offered through our network of offices/facilities in Schenectady and throughout the Capital Region.

Specialty/Other

Association for Vision Rehabilitation and Employment, Inc.

Service Type: Developmental Disabilities

Website: <http://www.avreus.org/>

Location: 174 Court Street, Binghamton, NY 13901

Hours:

Contact:

- Phone: (607)-724-2428
- Email: avreinfo@avreus.org

Area Served: Broome, Chemung, Chenango, Cortland, Delaware, Otsego, Schuyler, Tioga, Tompkins; Pennsylvania counties of Bradford, Susquehanna and Tioga.

Population Served: Blind; visually impaired

Capacity:

Certification:

Services:

Support Groups (vision); Employment; Independent Living Skills Adaptive Computer Training, Peer Connection; Rehabilitation (adult), Remaining Independent (adult)

Specialty Services: Visual Stimulation (age 0-2), Braille, Orientation and Mobility Training (age 5-14).

Medical Answering Service

Website: <https://www.medanswering.com/>

Location: Syracuse, NY

Contact: (800) 850-5340

Payment: Free

Area Served: Statewide (not NYC)

Population Served: Medicaid recipients

Specialty Services: Transportation to and from medical, optical, dental and psychological services

SUNY Upstate New York Poison Center

Service Type: Poison Control/Prevention

Website: <http://www.upstate.edu/poison/>

Location:

- Upstate University Hospital, Downtown Campus, 750 East Adams Street, Syracuse NY 13210 (Poison Center and Drug Information Service)
- Jacobsen Hall Room 109, 175 Elizabeth Blackwell St., Syracuse NY 13210 (Public and Professional Education, Train-the Trainer Program)

Hours: 24/7 (Poison Emergency)

Monday – Friday 9:00 am – 5:00 pm (Drug Information Service)

Contact:

- Phone: 1-800-222-1222 (Poison Emergency)
- Phone: 315- 464-7078 (Poison Center and Drug Information Service)
- Phone: 315-464-5375 (Public and Professional Education, Train-the-Trainer Program)
- Email: poison_education@upstate.edu
- Email: druginfo@upstate.edu

Area Served: Chenango, Delaware, Herkimer, Madison, Oneida, Otsego and Schoharie and 47 other upstate counties

Population Served: Blind; visually impaired

Capacity: N/A

Certification: non-profit organization

Services: Poison Emergency Telephone Management, Poison Information Resources, Public Education, Professional Education and Research and Data Collection. Join the team of volunteers committed to preventing unintentional poison in their community through the train the Trainer program which is an in-service program for teachers, nurses and community agencies.

Certified Home Care

Twin Tier Home Health Inc

Service Type: Aging/Adult Care; Home Health

Website:

http://homecare.nyhealth.gov/overview.php?entity_id=1593&PHPSESSID=874cb536f77f4acb6ebc0ec4123f3f1a

Location: 4401 Vestal Parkway East Vestal, NY 13850

Hours:

Contact:

- Phone: (607)-763-8946

Payment:

Area Served: Broome, Chenango, Delaware, Tioga Counties

Population Served: Aging population

Capacity:

Certification: Certified Home Health Agency

Services: Audiology, Home Health Aides, General Medical, Medical Supplies, Nursing, Nutritional Services, Personal Care, Occupational Therapy, Physical Therapy, Respiratory Therapy, Speech Therapy

Lourdes at Home

Service Type: Aging/Adult Care; Home Health

Website: www.lourdes.com

Location: 4102 Old Vestal Road Vestal, NY 13850

Hours:

Contact:

- Phone: (607)-772-1598

Payment:

Area Served: Broome, Chenango, Delaware, Tioga Counties

Population Served: Aging population

Capacity:

Certification: Certified Home Health Agency

Services: Audiology, Home Health Aides, General Medical, Medical Supplies, Nursing, Nutritional Services, Personal Care, Occupational Therapy, Physical Therapy, Respiratory Therapy, Speech Therapy

Community Health Center of St. Mary's Healthcare and Nathan Littauer Hospital**Website:** www.chhomecare.org**Location:** 2-8 West Main Street Johnstown, NY 12095**Contact:**

- Phone: (518) 762-8215

Payment: Medicare, Medicaid, private insurance**Population Served:** Aging Population**Area Served:** Fulton, Hamilton, Herkimer, Montgomery, Saratoga, Schoharie, Warren**Capacity:****Certification:** Certified Home Health Agency**Services:** Baseline Services – CHHA, Home Health Aide, Medical Social Services, Medical Supplies Equipment and Appliances, Nursing, Nutritional Education, Personal Care, Occupational, Physical, Respiratory, Speech Language Therapies***Skilled Nursing Facility*****The Roscoe Regional Rehabilitation and Residential Health Care Facility****Website:** <http://roscoecommunitynh.com/>**Location:** 420 Rockland Road Roscoe, NY 12776**Contact:**

- Phone: (607) 498-4121
- Email:

Payment: Private insurance, Medicaid, Medicare, private pay**Area Served:** Delaware, Sullivan Counties**Population Served:** Aging adults**Certification:** Medicare/Medicaid Certified**Capacity:** 85 beds**Services:** Baseline Services, Adult Day Health Care, Respite Care (Short Term)**Nathan Littauer Hospital Nursing Home****Website:** <http://www.nlh.org/nursing-home>**Location:** 99 East State Street Gloversville, NY 12078**Contact:**

- Phone: (518) 773-5611
- Email:

Payment: Private insurance, Medicaid, Medicare, private pay**Area Served:** Herkimer, Fulton, Montgomery Counties**Population Served:** Aging adults**Certification:** Medicare/Medicaid Certified**Capacity:** 84 beds**Services:** Baseline Services

Assessment of Community Resources & Services

Health Care Resources

Availability

The 7 county catchment of this PPS is largely rural.

Population per Square Mile

County	Population 2010	Land Area in Square Miles 2010	Persons per Square Mile 2010
Chenango	50,477	893.55	56.5
Delaware	47,980	1,442.44	33.3
Herkimer	64,519	1,411.47	45.7
Madison	73,442	654.84	112.2
Oneida	234,878	1,212.43	193.7
Otsego	62,259	1,001.7	62.2
Schoharie	32,749	621.82	52.7

Source: QuickFacts from the US Census Bureau

Fourteen hospitals serve the region, with half in the LCHP PPS. The region has 461 primary care physicians, but this number varies greatly by county and most of the LCHP counties have populations designated as primary care and mental health professional shortage areas (HPSAs). Six of the counties are sparsely populated over large areas without comprehensive public transportation, making it difficult for patients to receive health care services. Even in more densely populated areas, public transportation is an issue.

The region lacks urgent care centers with seven overall and four participating in the PPS. An increase of urgent care centers and access to primary care providers through same-day appointments with increased hours of operation, weekend hours and 24 hour access to clinical advice is needed. The service region has 705 specialty medical providers but due to provider shortages, some specialties take months for an available appointment and pediatric specialists are limited in the region. Recruitment of additional providers is desirable.

Three counties do not have inpatient maternity services, requiring travel to neighboring counties for delivery. Only 1 hospital in the region provides neonatal continuing and intermediate care. The 7 LCHP hospitals provide emergency coverage across the region, though the southern part has poor geographic access. 3 ambulatory surgical centers exist in the region with 2 participating in the PPS.

The region has limited behavioral health resources with 87 psychiatrists for a population of more than 560,000. Integrating behavioral health and primary care for mild to moderate mental illness through co-location with expanded roles for nurse practitioners, navigators and LCSWs could help meet these needs and reduce psychiatrist demand. GAPS screening tools could be utilized in pediatric practices and School Based Health Centers (SBHCs) to identify mental, emotional and behavioral (MEB) disorders. Telemedicine may also mitigate the psychiatrist shortage and geographical barriers. The region has a shortage of inpatient psychiatric units with only 1 hospital providing services. A Mobile Crisis Assessment Team (MCAT) serves six LCHP counties to alleviate crisis situations but is located in the northern part of the region making it hard to reach individuals quickly.

The region has 87 home care service agencies including each county health department. 69 organizations and hospitals have rehabilitative services including physical therapy, occupational therapy and speech therapy.

The number of dentists differs by county with Delaware and Schoharie counties ranking the lowest in the region. Geographic access for dental care is difficult in rural areas, many communities have no access to fluoridated water and financial barriers to treatment costs exist. Some providers within the region do not accept Medicaid. A few SBHCs have begun dental services but more is needed. Mobile dental screening with low cost for preventive services would increase access to care, and LPNs could apply fluoride varnish during routine pediatric well child visits.

Limited availability of health care services is a barrier preventing the Medicaid population and the uninsured from accessing health care when needed.

Key Barrier: Limited Availability of Services for the Medicaid Population

Issue	Noteworthy Insights
Limited Services	<i>Limited number of providers that accept Medicaid insurance</i>
	<i>Children & Families – emotional and mental health / behavioral health / limited number of providers that accept Medicaid. Families/children forced to deal with MH clinic; heavy case load</i>
	<i>Medicaid population / need to travel to someone who accepts Medicaid insurance – no local providers</i>
	<i>Medicaid spend-down influences what services are available</i>
	<i>Provider / Medicaid services are influenced by spend-down</i>

Accessibility

Transportation issues impede access to health care for the Medicaid population and the uninsured in this PPS, and can trigger the choice of going to the ER. Noteworthy insights follow.

Key Barrier for the Medicaid Population and the Uninsured: Transportation

Issues	Noteworthy Insights
Access	<i>Difficulty getting doctor's appointment within public transportation scheduled timeline</i>
	<i>Choose ER because no transportation; ambulance = taxi</i>
Cost	<i>Can't afford Medicaid transportation; strict eligibility guidelines; appointment needed well in advance. Take ambulance to ER at no cost.</i>
	<i>Can't afford gas / limited public transportation schedules and routes</i>
Distance	<i>Distance to service / crisis situation – comfort in being treated near home</i>
	<i>Great distances to travel in rural areas to receive care – no personal vehicle, difficulty getting appointment within public transportation schedule timeline</i>
Time	<i>For mental health and substance abuse services, can be waiting 2-3 hours for the ride; sometimes doesn't come if raining</i>
	<i>If sick, need to see medical provider with little notice; bus needs 24 hour notice to make arrangements to pick up</i>

Frustration over the difficulty of enrolling in Medicaid was expressed and, significantly, providers expressed frustration about the reimbursement process.

Key Barrier: Medicaid Enrollment / Reimbursement

Issue	Noteworthy Insights
Medicaid Enrollment Process	<i>Insurance enrollment (Medicaid and other) – difficult process</i>
Medicaid Reimbursement Process	<i>Medicaid reimbursement – simplify and streamline (provider/dentist) / the system is too difficult so dentists do not accept Medicaid</i>

Lack of health care services generally, unavailable appointments, long wait lists and being prompted to go to the ER if immediate care is needed are additional barriers to accessing health care confounded by sparse, wide-spread demographics, inadequate funds, lack of health care workers and lack of awareness.

Key Barrier: Lack of Health Care Services

Issue	Noteworthy Insights
Immediate need for care	<i>Lack of Urgent Care Centers</i>
	<i>Lack of Walk-in Clinics</i>
Prime Care	<i>Long delay when trying to access services</i>
	<i>Longer office hours needed</i>
	<i>Appointments hard to get</i>

	<i>Lack of Prime Care Physicians</i>
Dental Care	<i>Dental health networks are lacking</i>
	<i>Limited dental services</i>
	<i>Limited access to provider and hygienists</i>
	<i>No pediatric dentist close to home</i>
Mental Health / Substance Abuse	<i>Intensive outpatient program for substance abuse lacking – Social Workers don't know where to refer clients</i>
	<i>Lack of emergency mental health services for the homeless</i>
	<i>Lack of halfway-house for substance abuse</i>
	<i>Lack of long-term care for people with severe mental illness</i>
	<i>Lack of psychiatric providers and services / adults and children</i>
Women's Health	<i>Services lacking in hours, local providers and (more) provider choices</i>
Crisis Services	<i>Lack of services for crises and treatment</i>
	<i>Lack of local response team / meet individual where crisis is occurring; MCAT has crisis phone lines, limited staff to cover large service area</i>
Specialty Care	<i>Traveling for necessary most specialty services</i>
At-Home Care	<i>Skilled workers lacking in counties served</i>
Case Management / Care Coordination / Patient Advocates	<i>Heavy case loads / services going further out / specialized case managers needed especially for mental health</i>
	<i>Need more advocating for patient services</i>

Affordability

In line with frustration over the Medicaid enrollment/reimbursement process, the cost of insurance and co-pays can be barriers to accessing health care and in particular preventative services; medication costs may also be prohibitive; and the perception that generic drugs are substandard can fuel a negative provider/patient relationship among Medicaid enrollees, the uninsured and health care consumers in general.

Key Barrier: Affordability

Issue	Noteworthy Insights
Cost	<i>PCP annual visit – if not sick won't go because it's expensive</i>
	<i>Insurance costs – high deductible / out-of-pocket expenses</i>
	<i>Health care costs prohibitive</i>
	<i>'Tweener' problem – those that make too much to go on Medicaid and Medicare won't cover the entirety of care</i>
	<i>Uninsured (self-pay) face different barriers than Medicaid patients</i>
	<i>Medication costs</i>
	<i>Not all medication covered by insurance / generic – substandard / Medicaid population sensitivity to provider bias</i>

Acceptability

It appears that traveling great distances to access specialty care is accepted among health care consumers in this PPS, transportation barriers notwithstanding. However, the lack of Urgent Care and Walk-in Clinics, limited hours, and the unavailability of prime care doctors when immediate care is needed are some of the reasons why ER is often the only option for care. As well, rushed appointments, inconsistency of care and (perceived) provider bias are some of the reasons why the Medicaid population, the uninsured and the mentally ill consider the current state of health care to be unacceptable. Cultural competency appears to be lacking among providers in this PPS.

Health Consumer Perspective: Unacceptable Practices

Issue	Noteworthy Insights
Medicaid / Uninsured - Sensitivity	<i>Frustrated with care given because providers rush the visit and push pharmaceutical care / nobody is watching to see if drugs interact</i>
	<i>Given generic drugs instead of brand – perceived bias</i>
	<i>While they receive quality care, perception is that if they had other insurance they would get better care</i>
	<i>Have to be own advocate</i>
	<i>Health care is a business – money the bottom line, appointments rushed, push patients through, inadequate care, get to the next one</i>
	<i>Low expectations – population correlates difficult process of obtaining and using Medicaid insurance to biased delivery of services, quality of care and access to care</i>
	<i>Want to be seen by a doctor; don't want to see mid-levels or nurses – equate mid-levels with lower quality care</i>
	<i>Perceive (culturally) negative bias – feel they are getting lesser care. Physician asks 'What can I help you with? What do you need?' They sense the physician is rushing the visit, trying to get them out the door.</i>
Mental Health / Substance Abuse - Sensitivity	<i>(provider) address complaints without being offended, without inserting 'labeling' comment into chart and setting up bias for next appointment</i>

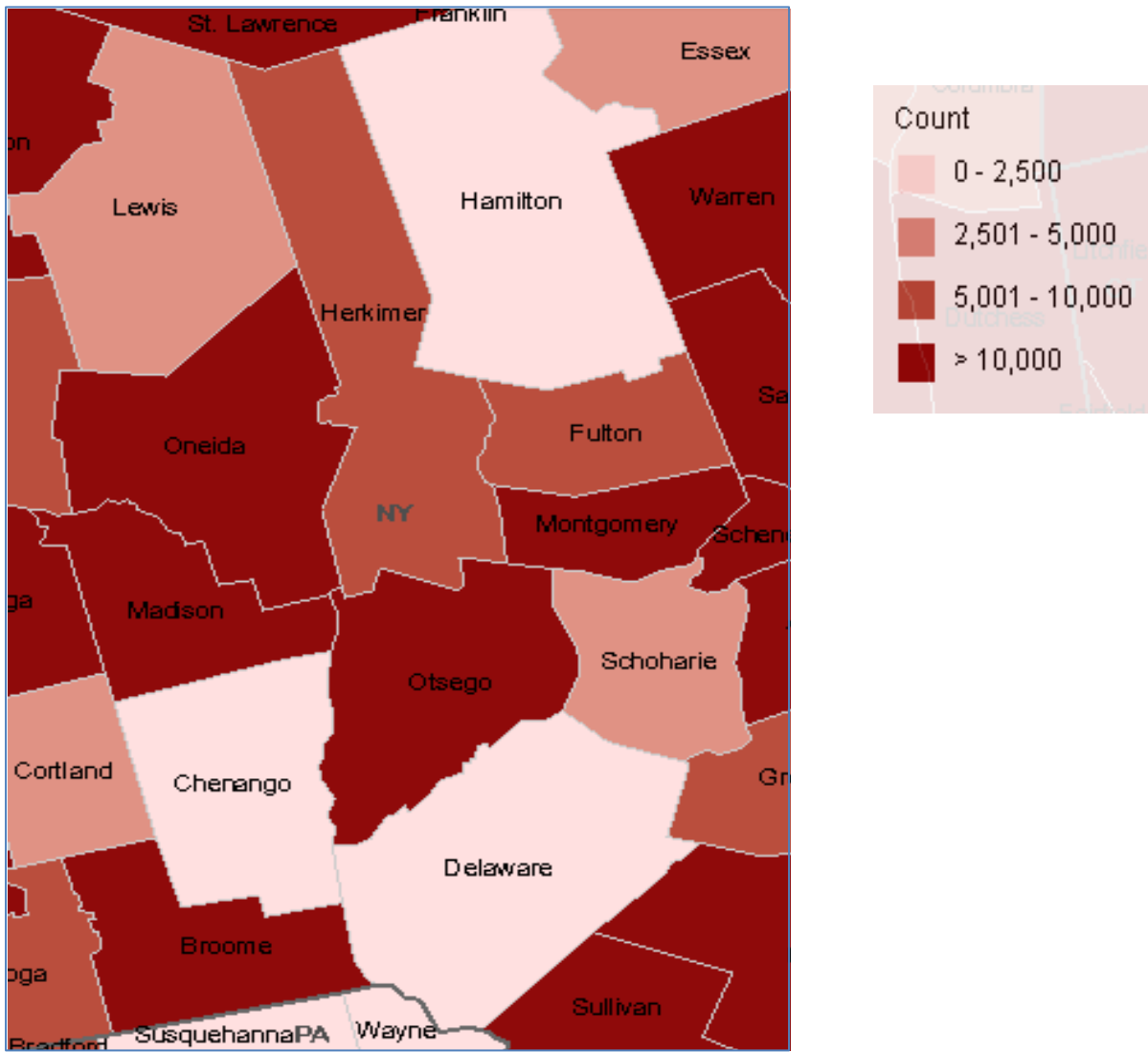
	<i>Patient identified as MH patient at clinic, looked at in biased manner (crazy) instead of as a sick patient</i>
Women – Sensitivity	<i>Female patients need choice of female doctor; not always comfortable with male physician</i>
	<i>Better communication between doctor and patient – tell what is being done to increase comfort level; it might not seem invasive to the doctor but it is to the patient</i>
	<i>Provider insensitivity to patient trauma</i>
Consistency	<i>Don't get to see PCP, get PA or another doctor when expect to see PCP</i>
	<i>Have chronic conditions and want to see same doctor each time instead of NP or different doctor</i>
	<i>Need consistency with doctor / don't like high turnover rate</i>

Community Resources

Availability

Food is a basic human need, and healthy choices can facilitate health. Access and proximity to grocery stores in rural areas is limited particularly for those with low-income, seniors, and those with no car. The cost of food and beverages at convenience stores is typically higher than in supermarkets, and nutrient dense foods are scarce. There is a greater risk of making unhealthy food choices that can lead to overweight or obesity and undermine disease management and healthy lifestyles. As well, food pantries in low-income neighborhoods contain highly processed and preserved foods which are high in salt and fat; and most Farmers Markets and community gardens are seasonal—June-October, or as weather permits. Better access to affordable, healthy choices is a priority for this PPS.

Population Map: Low Access to Store, 2010



Source: USDA ERS Food Environment Atlas

ACCESS AND PROXIMITY TO GROCERY STORE

	Chenango	Delaware	Herkimer	Madison	Oneida	Otsego	Schoharie
Low income & low access to store, 2010	254.98	440.45	2841.12	3547.11	13165.49	5984.16	961.52
Low income & low access to store (%), 2010	0.51	0.92	4.41	4.83	5.61	9.62	2.94
Households, no car & low access to store, 2010	592.67	740.37	742.67	1045.13	2969.75	1148.7	489.2
Households, no car & low access to store (%), 2010	2.91	3.73	2.83	3.77	3.2	4.67	3.72
Children, low access to store, 2010	172.07	269.77	1746.6	2509.38	9588.11	1712.16	593.64
Children, low access to store (%), 2010	0.35	0.57	2.71	3.42	4.09	2.76	1.82
Seniors, low access to store, 2010	207.26	291.5	1516.09	1700.01	8112.94	1620.63	427.85
Seniors, low access to store (%), 2010	0.42	0.61	2.35	2.32	3.46	2.61	1.31
Population, low access to store, 2010	806.06	1362.47	8189.9	10693.54	46066.25	12736.76	3933.62
Population, low access to store (%), 2010	1.6	2.84	12.7	14.57	19.62	20.46	12.02

Source: USDA ERS Food Environment Atlas

Housing services and resources are less abundant in sparsely populated and low-income areas where the need lies. The age of housing stock, scarcity of assisted and supportive living facilities, and housing for the homeless are areas of concern. Those of low socioeconomic status with asthma/COPD may live in conditions that exacerbate the condition such as black mold. There is little community awareness about resources to fix it, a lack of cultural competence among professionals when addressing the issue and a deficit of advocates for those in need.

There is a need for peer support and mental health advocacy in this PPS and few organizations to meet the need. NAMI has 4 affiliates to cover 5 counties in the area, and only 1 program (Family Support Group) is currently offered in Otsego County. NAMI is not present in Chenango and Schoharie Counties.

Ryan White Programs do not exist in this PPS. The area would benefit if applications were submitted.

Accessibility

Transportation is a major concern in rural areas. It is a key barrier preventing the Medicaid population and the uninsured from receiving healthcare when needed. Great distances to travel, no personal vehicle, limited public transportation, can't afford gas, limited options and long wait times for Medicaid transportation are some of the difficulties. Also, specialty health services are often unavailable locally. The PPS would benefit from more transportation services for those with mentally illness, developmental disabilities, and the handicapped; public transportation with extended hours, more frequency of service and fee waivers for low-income residents would also be beneficial.

Awareness is a major concern with regard to resources generally. People don't know services exist and communication is lacking.

Key Barrier for Health Care Consumers: Awareness of Community Services

Issues	Noteworthy Insights
Guidance	<i>Need centralized guide, online, by county, ensure funding to keep up-to-date; make available to public and easy to navigate; make people aware it exists and how to find it; have print copies available in high-traffic areas</i>
	<i>People don't know services exist, aren't aware; communication lacking</i>
	<i>Providers aren't recommending services; patients have to ask, be own advocate</i>

An online, centralized system that conveys basic services, that is easy to navigate and can be searched by county is needed. The public has to be aware of its existence and how to find it; and high traffic locations would benefit from resource specific print copies. Case Managers and Care Coordinators would benefit from a guide that provides more detailed information such as the population served and capacity.

Affordability

Security is another basic need and financial barriers are among the top barriers that prevent Medicaid enrollees and the uninsured receiving health care when needed. Mistrust, on the other hand, is a barrier for those suffering mental illness and once again informs about the cultural competency of health care providers.

Key Barriers for Health Care Consumers: Insecurity

Issue	Noteworthy Insights
Impoverishment	<i>Some on Medicaid because of substance abuse impoverish self to get richness of system / continue to get or maintain services</i>
Money	<i>Medicaid population associates ‘being healthy’ with having money; lack of money keeps them from doing what they know they have to do to stay healthy</i>

Acceptability

Health Literacy is essential to understanding the health care system and accessing appropriate care and services when needed, and providers need to be culturally competent to communicate effectively with all health care consumers including those with hearing impairment.

Consumer Perspective: Unacceptable Practices

Issue	Noteworthy Insights
Mental Health / fear	<i>Mistrust of health care system - stigma associated with mental Health / patient fear / provider bias</i>
Medicaid Population / literacy	<i>Language should be appropriate and understandable</i>
Hearing Impairment	<i>Cultural competency is needed to communicate with the deaf</i>
Medication / instruction	<i>Communicating how to take meds – everyday usage – do not understand ‘doctor speak’</i>
Unfamiliarity with how health care system works	<i>Call doctor, get answering machine, hear: ‘If emergency, go to ER or call 911 immediately.’ Many don’t know difference between minor medical issue and an emergency so they go to ER</i>
Can’t comprehend health care service organization names	<i>Don’t understand organization names like ‘mental hygiene’ ‘community services’ . Do understand ‘ER’</i>

Description of the Community

Demographics

Unless otherwise noted, the data on community demographics are estimated from the American Community Survey (ACS) conducted by the US Census Bureau during the years 2010-2012. The data that are summarized in this section are presented in full detail in Tables 1 through 10.

Rural/Urban Status

The Leatherstocking Collaborative Health Partners (LCHP) will serve a population of 563,774 residents in 7 counties of central New York State (NYS): Chenango, Delaware, Herkimer, Madison, Oneida, Otsego and Schoharie. The six counties besides Oneida are substantially rural, with population densities ranging from 33 to 112 residents per square mile (compared to the population density of New York State, 411 residents per square mile). The largest city in these six counties (Sullivan, in Madison County) has a population of 15,339, and only four other cities or towns in the six counties have a population over 10,000. Oneida County is more populous, with 234,193 residents (41.5% of the total LCHP population) including the cities of Utica and Rome (with 62,110 and 33,660 inhabitants, respectively). However, the population density of Oneida County (194 residents per square mile) is still substantially below the value for the state and even below the population density for New York State outside of New York City (240 residents per square mile).

Age

All of the LCHP counties have an age distribution skewed toward older ages. This is evident in the range of median age in the counties (39.7-45.8 years, compared to 38.0 for NYS) and the percentage of the population aged 45-64 years (an average of 29.7% compared to 26.8% for NYS) and the percentage 65 years of age and older (16.6% compared to 13.8%). The aging of the LCHP population also is progressing more rapidly than for the state, with the median age having increased by an average of 4 years since 2000 in the LCHP counties compared to an increase of 2.1 years for all of NYS.

Race and Ethnicity

In the 6 counties other than Oneida County, the population recorded as White ranges from 94.5% to 96.7%, Hispanic ethnicity is 3% or less and these values have been stable since 2000. In contrast, 86.7% of Oneida County residents are White (compared to 90.2% in 2000) with 5% Hispanic ethnicity. The city of Utica has an active relocation program for refugees, particularly with Vietnamese, Russian and Bosnian immigrants. ACS data on language spoken at home indicate 12.3% of Oneida County respondents use a language other than English. The most common categories of alternative languages are other Indo-European, Spanish and Asian. A significant proportion of these individuals reported speaking English “less than very well” (33% of Spanish speakers, 41% of other Indo-European language speakers, and 65% of Asian

language speakers). The racial and ethnic communities in Oneida County may have specific needs for effective communication on topics related to health and healthcare.

Income

The median household income in the LCHP counties ranges from \$40,949 to \$52,121, with all counties falling below the median for NYS (\$56,657). Using the approximate quartile cutpoints for the income distribution in NYS (<\$25,000; \$25,000-\$49,999; \$50,000-\$99,999; ≥ \$100,000), the LCHP households are relatively overrepresented in the first three income categories (26.4%, 26.8%, 32.3%). The cutpoint for the top quartile of NYS households (≥ \$100,000) was only attained by an average of 14.3% of households in the LCHP counties, suggesting a compression of the household income distribution rather than a downward shifting of the entire distribution. The relatively small percentage of adults with college or advanced degrees in the LCHP counties, to be summarized below, and the limited occupational opportunities associated with higher levels of education may account for the underrepresentation of higher income households in the LCHP region.

Poverty and Health Insurance

In the LCHP counties poverty among families ranged from 6.8% (Madison) to 11.6% (Herkimer and Oneida), in comparison to 12% for NYS. The prevalence of poverty was higher for individuals than families, averaging 13.8% in the LCHP counties and 15.6% in NYS. As observed for the family data, individual poverty prevalence was lowest in Madison (10.5%) and highest in Oneida (16%) and Herkimer (15.4%). Census data from 2000 show that Madison County has consistently had the lowest prevalence of poverty among LCHP counties, whereas the excess levels of poverty in Herkimer and Oneida have newly emerged in the past decade. As additional indicators of low income, the prevalence of Medicaid coverage and the percentage of uninsured in the LCHP counties (8.1% and 8.9%, respectively) were also lower than the estimates for NYS (11.4% and 10.9%), though the percentage of uninsured was somewhat higher in Chenango (11.5%) and Delaware (10.2%) than the other counties.

Disability

Higher levels of disability might be expected in the LCHP counties in general due to the greater percentage of the population at older ages, and this was true for the prevalence of disability in the total population (10.8% in NYS; a range of 10.3% - 15.9% in the LCHP counties, with an average of 13.8%). However, estimates within younger age categories also revealed excess disabilities affecting the LCHP populations. The average prevalence in 5-17 year olds was 6.7% (compared to 4.6% for NYS), with cognitive difficulties accounting for the majority of disabilities in this age group. In 18-64 year olds, the average prevalence of disability (11.4%) again exceeded the prevalence for NYS (8.4%), with ambulatory, cognitive and independent living difficulties most often cited. In the oldest age group (≥ 65 years of age) the most common forms of disability were ambulatory difficulty, diminished hearing and difficulties with independent living.

Education

Key milestones in educational attainment are high school graduation or higher and bachelor's degree or higher. With respect to the former measure, the percentage of adults 25 years and older with a high school degree or more ranged from 85.8% to 90.8% in the LCHP counties, with all counties exceeding the NYS value of 85.1%. However, adult residents of the LCHP counties were less likely to have completed or gone beyond a college education – the average percentage was 22% and the highest value (26.4%, Madison) was well below 33% for NYS. Among LCHP counties, Madison County also had the highest percentage (17.2%) of households in the top income quartile for the state - supporting the connection between education and increased access to more highly compensated jobs.

Employment

A final socioeconomic indicator for LCHP counties is employment, based on the civilian non-institutionalized population 16 years of age and older (the ACS also measures the military labor force, which is extremely small in the LCHP counties). The percentage of the population that is not in the labor force is relatively high in the LCHP counties, ranging from 37.9% to 43.2% compared to 36.6% for NYS; this clearly reflects the older age of the LCHP population, but may also include individuals who are unable to work due to disability (increased prevalence noted above) or the unemployed who are no longer actively looking for employment. The average unemployment percentage within the civilian labor force of the LCHP counties was 9.3%, similar to the value for NYS for that time period (9.5%). Unemployment was lower in more urban Oneida and Madison Counties (8.6% and 5.3%, respectively) and was highest in the more sparsely populated counties (Delaware 10.8%; Schoharie 12.8%).

Institutionalized Population

The 2010 Census report on Group Quarters gives general information on institutionalized populations within each county. For NYS, the major institutionalized populations are in nursing/skilled nursing facilities (50%) and correctional facilities for adults (41%). The corresponding percentages for the LCHP counties are reversed (51% correctional, 35% nursing) due to the location of state prison facilities in upstate New York counties. The socio-demographic profile of each institution in the LCHP counties is also very distinct. For the 7,267 individuals in correctional facilities, 99% are men, 97% are ages 18-64, 50% are Black, 33% are White and 30% are Hispanic. Nursing facilities have 5,354 residents, with 73% women, 94% 65 years of age or older and 98% White and non-Hispanic.

Overview of Health Status

Data Sources on Health Status

The DSRIP performance data were an initial source of information, with measures derived from vital statistics, hospital discharge data (SPARCS), the Behavioral Risk Factor Surveillance System (BRFSS), Healthcare Effectiveness Data and Information Set (HEDIS) and

the US Census. The Health Data website of the NYS Department of Health was a resource for additional data from the same sources (e.g. drug-related hospitalizations in SPARCS; prevalence of exposure at home to second-hand smoke in BRFSS) and new sources (e.g. Nursing Home Quality Initiative survey findings; the New York Codes, Rules and Regulations projections for residential health care facility bed resources and needs). CNA data also came directly from PPS partners, e.g. cause-specific information from hospitals on potentially preventable readmissions (PPRs); home health summaries compiled by CMS for home health agencies on client characteristics and outcomes; and Consumer Assessment of Healthcare Providers and Systems (CAHPS) measures on primary care access, communication and coordination collected and reported to providers by Press Ganey. An additional community-based source of data was the Youth Risk Behavioral Survey (YRBS) for information on adolescents collected by school districts in several of the LCHP counties. Supply of healthcare providers was assessed in reports from the SUNY-Albany Center for Health Workforce Studies, the University of Wisconsin/Robert Wood Johnson Foundation and the NYS Office of Mental Health. Listings of health and community service organizations from the seven 2013 County Health Department CNAs were reviewed for accuracy by CNA subcommittee members, who also assisted in primary data collection through their support for the conduct of focus groups and the distribution of brief, anonymous surveys at their agencies on clients' experiences with the health care system.

Because of its importance as a unique population-based source on information on residents of the LCHP counties, some additional background and detail are provided about the Upstate Health and Wellness Survey (UHWS). In 1989, a Health Census was conducted by the Bassett Research Institute to look at the health problems affecting residents of Otsego County. This census was mailed to individuals who were identified as permanent residents of Otsego County, and the completed surveys were collected door-to-door three weeks after they were mailed out. The data produced by the census demonstrated the level of chronic diseases experienced by individuals in rural areas and problems with utilization of health services. These observations were used to help better direct the goals of existing health programs, to serve as preliminary data for grant applications and to inform health care providers about health problems needing their time and energy. In 1999 a Health Census survey form was again sent to all permanent residents of Otsego County; at this time, the survey was also sent to a random sample of permanent residents in six neighboring counties (Chenango, Delaware, Herkimer, Madison, Montgomery and Schoharie), to again look at the health issues and concerns in the region, monitor progress on health problems identified in the 1989 Census and compare the prevalence of health-related behaviors and conditions across the counties.

The 2009-2010 UHWS represents the most recent cycle of data collection on the health status of the regional population. The UHWS included the same seven counties from 1999 (Chenango, Delaware, Herkimer, Madison, Montgomery, Otsego, Schoharie), with the major goal of the survey being to assess the region in terms of the 27 priority health indicators established in 2008 by the New York State Department of Health. Sampling was employed for all seven counties, with a random sample of households in the seven county region based on a list of household addresses purchased from Genesys Corporation. Each household chosen for inclusion in the UHWS was mailed a postcard indicating selection to participate in the survey. Potential participants were also informed of the survey via a publicity campaign. The surveys were sent approximately two weeks after the postcard mailing along with a self-addressed return

envelope and survey information sheet. A reminder letter with a replacement survey was mailed to those who did not respond to the initial mailing, and additional surveys were completed by initial non-respondents via telephone and a final mailing. Sampling weights have been used in summarizing results to account for population subgroups represented in the initial responders, telephone responders and final mail responders. The overall response rate for the UHWS, formed as a weighted combination of the three sampling waves, was 48.3%. For the purposes of the CNA, the data from Montgomery County have been excluded from all analyses. With this exclusion, there are a total of 9,623 adult (≥ 18 years of age) respondents in this randomly selected sample from the remaining six LCHP counties; with additional restriction to the age group 18-64 years of age, data were available on 447 Medicaid beneficiaries and 649 adults without health insurance. The next cycle of regional data collection is planned for 2019 and its value is enhanced by the timing of DSRIP project activities to be implemented between now and that date.

Causes of Death

Summary information on causes of death is presented in Tables 11 and 12. The 10 leading causes of death in the LCHP counties, ranked by number of deaths, were heart diseases, cancers, chronic lower respiratory diseases (CLRD), cerebrovascular diseases, unintentional injuries, influenza and pneumonia, diabetes, Alzheimer's disease, kidney diseases and hypertension. The leading causes below 65 years of age were cancers, heart diseases, unintentional injuries, suicide, CLRD, liver diseases, diabetes, congenital malformations and conditions originating in the perinatal period. The top 2 causes for overall and premature mortality accounted for over half of all deaths and were also the leading causes in each LCHP county.

Limited variation on race/ethnicity in the LCHP counties precluded statistically meaningful mortality comparisons by these characteristics. Comparisons of mortality for men and women in Table 12 revealed consistency for the leading 2 causes (heart diseases and cancers, respectively) but differences in other important causes. Cerebrovascular diseases and Alzheimer's disease were more highly ranked causes for women (#3 and # 5, respectively) than men (#5 and #10) while fatal unintentional injuries were more common for men than women (#4 vs. #7).

Hospitalization

The rate of potentially preventable adult hospitalizations (PQIs) in the LCHP counties was 196.3/10,000 for Medicaid enrollees (Table 13). This value would be near the bottom (worst) quartile (43 of 62) in the rankings for all 62 NYS counties on this measure, and 3 LCHP counties (Herkimer, Oneida, Otsego) were in the bottom quartile of counties. The rate of preventable child hospitalizations (PDIs) for the LCHP Medicaid population was relatively better (21.1/10,000; would be 31 of 62), with 2 LCHP counties (Delaware, Otsego) in the least favorable county quartile. The PQI for the total adult population (a domain 4 metric), is included in Table 13 and also ranked poorly (139.2/10,000; would rank 46 of 62), indicating gaps in timely and effective primary care affecting all residents.

The rate of potentially avoidable readmissions (PPRs) is characterized for hospitals rather than counties – the aggregate rate for hospitals in the LCHP counties was 5.7 readmissions per 100 at risk admissions, which would rank somewhat above the median in performance for all NYS hospitals (79th out of 192 hospitals, or the 41st percentile). More detailed analyses on PPRs were available in the Partnership for Patients reports generated for hospitals by the Healthcare Association of New York State (HANYYS). Data from these reports are summarized in Tables 14 and 15. In Table 14, the PPRs for the ten leading causes of preventable readmissions to the hospitals of the Bassett Healthcare Network (including 5 of 7 hospitals in the PPS) in 2012 and 2013 are compared with the severity-adjusted PPRs for the same causes in all rural hospitals and all hospitals of NYS. For both years and the majority of causes, the severity-adjusted PPRs in the Bassett Healthcare Network hospitals exceed the corresponding values for other rural hospitals and all hospitals of the state. Table 15 shows data from 2012 and 2013 that are specific to Bassett Medical Center, the largest hospital within the network. These data show PPRs for the leading causes of readmission by the discharge site or status (home, skilled nursing facility, home health care) prior to readmission, and can be interpreted as reflecting levels of readmission risk from these sites. The data indicate that for both years and almost every leading cause of readmission, the actual rate of readmission is greater than what would be expected based on the severity-adjustment process and the general experience of cause-specific hospital readmission in NYS. These data were considered relevant for DSRIP projects to strengthen policies, practices and coordination in skilled nursing facilities and home healthcare agencies.

A final set of hospitalization data are shown in Table 16. The most significant trend data in hospitalization observed for the LCHP counties was the rise in drug-related hospitalizations, with 6 of 7 LCHP counties showing an increase of 62% or more over 7 years compared to very limited change in upstate NY counties overall. Similar contrasts in time trends were seen for poisoning rates and for neonate drug-related hospitalization rates. The number of hospitalizations over the most recent three year period was substantial and was considered an important justification for potential projects to address prevention and treatment of substance abuse disorders in LCHP counties.

Ambulatory Care Sensitive Conditions

Ambulatory care sensitive conditions underlie potentially preventable ED visits (PPVs) as well as PQIs and PDIs, and the rate of PPVs for Medicaid enrollees in LCHP counties was 44.0/100 (Table 13). In the NYS county ranking of PPVs from 1 (best) to 62 (worst), this value would rank 38th, and 5 of 7 LCHP counties were also in the lower (worse) half of the rankings. Data on separate PQI conditions showed asthma/COPD, heart failure and diabetes as the major causes of preventable Medicaid hospitalization, accounting for 60% of admissions in 2011 and 2012. The domain 3 metrics related to asthma are shown in Table 17, along with the PQI component that is specific to asthma/COPD in older adults (PQI05). These data make apparent that asthma contributes to preventable hospitalizations across the full age range, and was considered important justification for projects that focus directly or partially on improved prevention and management of asthma.

The high levels of hospitalization or ED visits for asthma and the other conditions contributing significantly to the overall rates for PQI and PPV can result from especially high

prevalence of the conditions or unsuccessful medical care and self-management. The UHWS data on a random sample of residents of LCHP counties suggest both explanations are true for Medicaid beneficiaries (Table 18). The conditions and the risk factors for the conditions (e.g. smoking, hypertension, obesity) are more prevalent for Medicaid recipients. Among all adults with asthma and diabetes, those with Medicaid were much more likely to have ED visits and hospitalizations for these conditions in the previous year – 25% vs. 2% for diabetes ED visits, 22% vs. 5% for asthma ED visits.

Disease Prevalence

The prevalence of chronic conditions most strongly associated with Medicaid-related preventable ED visits, hospitalizations and readmissions were of particular interest. In analyses of UHWS data on 18-64 year olds, prevalence of provider-diagnosed asthma was 2 times greater in Medicaid enrollees than adults with other insurance (16.9% vs. 8.8%, Table 18). Disparities in prevalence by insurance status (with less favorable levels for Medicaid) were also noted in UHWS data for COPD (7.6% vs. 2.1%) and diabetes (10.2% vs. 4.9%). Prevalence of hypertension was similar by insurance status despite the Medicaid enrollees being on average 7 years younger (40.8 years vs. 47.7 years). Prevalence of heart failure was not measured in the UHWS, but the domain 4 metric on hospitalization for acute myocardial infarction may serve as an indicator of diminished myocardial function potentially leading to heart failure (Table 19). The LCHP counties had an overall rate of 15.7/10,000 for this measure (equivalent to a rank of 32 for the NYS county rankings), with 4 of the LCHP counties ranked in the lower (worse) half.

The % of adults with ≥ 14 poor mental health days in the past month (the domain 4 metric for mental health) was 11.3% in LCHP counties, which would rank near the bottom (worst) quartile (44 of 62) in the rankings of NYS counties on this measure (Table 19). The UHWS included the same measure and allowed for separate prevalence estimates by insurance status; in adults 18-64 years old, the prevalence in Medicaid beneficiaries was almost 5 times greater than the prevalence in adults with other types of health insurance (20.5% vs. 4.2%, Table 18). A similar disparity between Medicaid and other insurance in UHWS data was observed for provider-diagnosed depression (38.2% vs. 10.8%) and anxiety disorders (25.7% vs. 6.4%).

Joint analyses of mental health outcomes and chronic physical conditions were also possible in the UHWS data and underscore the importance of a comprehensive approach to health care (Table 20). The presence of each mental health outcome (depression, anxiety, frequent poor mental health days) was consistently associated with increased prevalence of diabetes, asthma, hypertension and elevated cholesterol (as well as behavioral risk factors smoking and obesity), demonstrating the need for better integration of primary care and behavioral health services.

The rate of newly diagnosed HIV cases in LCHP counties during 2010-2012 was 3.8/100,000, based on 64 cases (32 in Oneida County, 32 in the other 6 counties; Table 21). The rate in all 7 counties was below the rate for NYS counties outside of NYC (6.7/100,000). This pattern of data for frequency and county distribution was similar for gonorrhea, with the majority of cases in the most populous county (Oneida) and county-specific rates all below the rates for upstate NYS counties. The rate for chlamydia in LCHP counties for women 15-44 years old was

1088.4/100,000 in 2012, which would correspond to 32nd in the ranking of 62 NYS counties. There was substantial variation by county, with 4 LCHP counties in the quartile with lowest rates and 3 counties in the bottom (worst) half of rankings on this measure.

Maternal and Child Health

2012 infant mortality in LCHP counties was 5.9/1000 live births, compared to 5.4/1000 for upstate NY, but the LCHP rate included only 34 deaths (17 in Oneida, rate=6.5/1000, 17 split among the other 6 counties). Interpretation of maternal mortality is also problematic due to few outcomes (5 deaths in LCHP counties). Prevalence of preterm birth was highest in Oneida County (12.9%, 10.9% for upstate NY), but all other LCHP counties were at or below the 2017 Prevention Agenda (2017 PA) goal of 10.2% (Table 21). All LCHP counties were above the 2017 PA goal for % of infants exclusively breastfed in the hospital (48.1%), all were at or below the 2017 PA goal for adolescent pregnancy (25.6/1000 live births) and the average % of births with adequate prenatal care (75.3%) would rank in the top quartile of NYS counties. Health insurance coverage ranged from 95% to 96% for children and 87% to 90% for women. The LCHP counties had less favorable rankings on 2 other DSRIP domain 4 metrics, % of unintended pregnancies among live births (34.4%) and % of live births that occur within 24 months of a previous pregnancy (23.5%), suggesting possible needs related to family planning and contraception use.

Risk Factors

Domain 4 metrics include prevalence of obesity (for children/adolescents and adults) and prevalence of smoking by adults – LCHP counties have unfavorable levels for these risk factors in the general population (Table 19). The overall prevalence of obesity in LCHP counties was 27.3% for adults and 19.6% for children, which would correspond to rankings of 30th and 38th respectively when compared to NYS county rankings from 1 (best) to 62 (worst). Data on smoking were even more extreme, with the aggregate LCHP prevalence of 23.3% corresponding to a county rank of 44th out of 62 (and 5 LCHP counties in the bottom quartile of counties, with prevalence ranging from 23.8% to 25.2%). Data from school districts also showed high levels of smoking and unsuccessful quit attempts by adolescents, in addition to prevalence of mental health concerns and substance use (Tables 22 and 23). Residents of LCHP counties tended to be at median levels or worse for other health-related behaviors, e.g. binge drinking, use of clinical preventive services (Table 19). In addition, for all of the risk factors summarized, the UHWS of randomly selected households in LCHP counties found less favorable results (e.g. more obesity and smoking, less use of preventive screening) among Medicaid enrollees and the uninsured (Table 24). The latter table was considered a particularly unique and valuable source of information on a population-based sample of uninsured adults, and suggested needs for engagement and navigation of services with these individuals.

Quality of Care

A variety of quantitative data were obtained during the CNA process that related to process and quality of healthcare in multiple settings and from multiple perspectives (qualitative findings were summarized in the previous section of the report). The emphasis on maintaining

health throughout the life course shifts somewhat to preserving quality of life as the end of life nears. For this issue, use of hospice services and palliative care were examined in the LCHP counties and opportunity for improvement was revealed. Analyses of Medicare data from 2010 for the % of deaths that occur while in hospice care showed that 3 LCHP counties had the highest percentages in the state (49%, 43%, 42%) while 2 counties had the lowest percentages (13%, 11%, Table 25). A similar pattern was observed in the 2011 report, suggesting geographic areas for focused intervention and local availability of expertise to promote more effective use of hospice services. Additional data on end of life care was from the American Society of Clinical Oncology (ASCO) Quality Oncology Practice Initiative. For management of dyspnea and pain and for discussion about hospice and timely enrollment, the performance of the regional cancer center was worse than the aggregate data on all institutions included in the initiative.

The Nursing Home Quality Initiative (NHQI) of the NYS Department of Health provided ratings for the state's facilities on frequency of potentially avoidable hospitalizations and prevalence of risk factors that may lead to hospital transfer (Table 26). For the 10 nursing homes in the LCHP PPS, 5 were in the 2 lowest (unfavorable) quintiles on avoidable hospitalizations, 8 were in the bottom quintiles for residents experiencing one or more falls with major injury and 7 were in the bottom quintiles for residents with moderate to severe pain. There is consistency between this assessment of the frequency of avoidable hospitalization and the independent evaluation of the same issue in the PPR analysis by discharge site (Table 15), which also detected greater than expected rate of readmissions from skilled nursing facilities.

CMS annual reports on home care patients served by a major home health provider in LCHP counties provided quantitative information on quality of care received in this context. In the CMS data, risk-adjusted improvements in client symptoms and status (e.g. management of medications, reduction in dyspnea and pain) were consistently smaller in comparison to the national reference home care population, while ED use and hospitalizations were higher (Table 27). As with the NHQI and skilled nursing facilities, the CMS data on patient status and outcome was consistent with the PPR finding on increased rate of readmissions by patients receiving home healthcare services. In addition, the findings related to pain management and the potential option for hospice care to displace admissions and readmissions from nursing homes and home care suggest potential value in coordination of services as a cornerstone of DSRIP projects involving these resources for healthcare. Additional evidence on this point came from an analysis of discharge planning services for older adults by hospitals, skilled nursing facilities and home care agencies serving residents of several LCHP counties (Table 28). Gaps in follow-up procedures and modest levels of communication between providers was noted and may contribute to unsuccessful transitions from phases of care that instead lead to hospitalization or ED visits that might otherwise be avoided.

The DSRIP domain 3 metrics for behavioral health focused on quality of care for mental health conditions and chronic co-morbidities; data were suppressed due to small numbers for many of the indicators and LCHP counties, but complete data (i.e. on all 7 counties) were available for two of these metrics: the % patients with timely follow-up after hospitalization for mental illness and the % of patients receiving timely initiation and engagement of treatment for alcohol or other drug dependencies (Table 29). For both metrics, the LCHP counties would be ranked below the median (i.e. in the less favorable half of NYS counties) on these measures,

with Oneida County being in the lowest quartile and significantly influencing the overall ranking for the LCHP counties.

A final source of quantitative data on quality of care is the summary of CAHPS surveys administered by Press Ganey to a random sample of primary care patients in LCHP counties (Table 30). Patients from 25 primary care clinics were asked to complete the survey on experience with health care. Data were available on 566 patients for the third quarter of 2014. For statements related to access to care (e.g. ease of getting clinic on phone and scheduling an appointment; convenience of office hours; wait time at clinic), on average only 57% of patients rated their experience as “very good” (the highest possible response). Ratings on communication (e.g. provider used words you could understand; information from provider on medications and follow-up) were better but 27% of patients expressed some degree of dissatisfaction. The gaps in patients’ abilities to contact clinics, schedule appointments and fully understand providers’ explanations for medication use and follow-up care may contribute to the preventable use of services that is a focus of the DSRIP projects.

Domain 2 metrics of preventable services (PPVs, PQIs, PDIs, PPRs) documented shortcomings in primary care for the Medicaid population of LCHP counties. Domain 4 metrics and additional indicators (e.g. drug-related hospitalizations, overlap in prevalence of mental and physical health conditions) demonstrated similar unmet needs of the general population, including mental and behavioral health concerns. These unmet needs may be due to inadequate capacity in terms of the supply of community-based primary care and mental health providers, i.e. antity of healthcare resources may also affect quality. Findings from several studies of the healthcare workforce were available and are summarized in Table 31.

Analysis of primary care physician FTEs by the SUNY-Albany Center for Health Workforce Studies was based on a 2013 survey of licensed physicians done with the NYS Departments of Health and Education. Results were reported as primary care physician FTEs per 100,000 population, and counties were ranked 1 (high) to 62 (low) on this measure. Otsego County ranked 3 in per capita supply of primary care physicians (110.0/100,000), but the other 6 LCHP counties were below the median (levels ranging from 68.6 to 41.8/100,000) with 4 counties near or in the bottom quartile (Delaware 45, Schoharie 46, Chenango 49, Herkimer 57). A separate assessment of primary care physicians by the University of Wisconsin and the Robert Wood Johnson Foundation (RWJF) used a different data source (HRSA Area Resource File) but reached similar conclusions: high rating for Otsego County and the cluster of 4 counties near the bottom. The Wisconsin/RWJF study also analyzed supply of other primary care providers (nurse practitioners, physician assistants, clinical nurse specialists) to determine if their numbers increased in places with limited physician supply. This was not true for LCHP counties – 4 remained below the NYS median with 2 (Herkimer 59, Schoharie 62) in the bottom quartile.

Two studies examined supply of mental health providers. In the Wisconsin/RWJF study the ratio of provider to population ranged from 1/694 (Chenango, ranked 24) to 1/2304 (Herkimer, ranked 61). Only 2 LCHP counties were above the median, and 3 were in the bottom quartile. In the 2014 per capita count of licensed mental health professionals by the NYS Office of Mental Health, 2 LCHP counties were at the median (Oneida 31, Otsego 32) and the other 5 were lower (with 3 in the bottom quartile).

Tables

Demographics: Age - Table 1a, New York

	New York			
	2000 ¹		2010-2012 ²	
	n	%	n	%
Total	18,976,457	100.0%	19,490,373	100.0%
Age				
Under 18 years	4,690,107	24.7%	4,307,372	22.1%
18 to 64 years	11,837,998	62.4%	12,512,819	64.2%
18 to 24 years	1,765,453	9.3%	1,988,018	10.2%
25 to 44 years	5,831,622	30.7%	5,281,891	27.1%
25 to 34 years	2,757,324	14.5%	2,709,162	13.9%
35 to 44 years	3,074,298	16.2%	2,572,729	13.2%
45 to 64 years	4,240,923	22.3%	5,223,420	26.8%
45 to 54 years	2,552,936	13.5%	2,845,594	14.6%
55 to 64 years	1,687,987	8.9%	2,377,826	12.2%
65 years and over	2,448,352	12.9%	2,689,671	13.8%
65 to 74 years	1,276,046	6.7%	1,422,797	7.3%
75 to 84 years	860,818	4.5%	857,576	4.4%
85 years and over	311,488	1.6%	409,298	2.1%
Median age (years)	35.9		38.0	
Hispanic				
Hispanic or Latino	2,867,583	15.1%	3,495,668	17.9%
Not Hispanic or Latino	16,108,874	84.9%	15,994,705	82.1%
Race				
White	12,893,689	67.9%	12,756,269	65.4%
Black or African American	3,014,385	15.9%	3,033,052	15.6%
American Indian and Alaska Native	82,461	0.4%	70,910	0.4%
Asian	1,044,976	5.5%	1,465,733	7.5%
Native Hawaiian and Other Pacific Islander	8,818	0.0%	6,897	0.0%
Some other race	1,341,946	7.1%	1,632,383	8.4%
Two or more races	590,182	3.1%	525,129	2.7%
Two races including Some other race	365,117	1.9%	154,743	0.8%
Two races excluding Some other race, and three or more races	225,065	1.2%	370,386	1.9%

¹Source: U.S. Census Bureau, Census 2000

²Source: U.S. Census Bureau, 2010-2012 American Community Survey

Demographics: Age - Table 1b, Chenango

	Chenango			
	2000 ¹		2010-2012 ²	
	n	%	n	%
Total	51,401	100.0%	50,162	100.0%
Age				
Under 18 years	13,461	26.2%	11,086	22.1%
18 to 64 years	30,286	58.9%	30,398	60.6%
18 to 24 years	3,610	7.0%	3,812	7.6%
25 to 44 years	14,118	27.5%	11,286	22.5%
25 to 34 years	5,856	11.4%	5,267	10.5%
35 to 44 years	8,262	16.1%	6,019	12.0%
45 to 64 years	12,558	24.4%	15,299	30.5%
45 to 54 years	7,244	14.1%	8,076	16.1%
55 to 64 years	5,314	10.3%	7,223	14.4%
65 years and over	7,654	14.9%	8,678	17.3%
65 to 74 years	3,868	7.5%	4,866	9.7%
75 to 84 years	2,779	5.4%	2,709	5.4%
85 years and over	1,007	2.0%	1,104	2.2%
Median age (years)	38.4		43.5	
Hispanic				
Hispanic or Latino	548	1.1%	954	1.9%
Not Hispanic or Latino	50,853	98.9%	49,208	98.1%
Race				
White	50,191	97.6%	48,483	96.7%
Black or African American	422	0.8%	279	0.6%
American Indian and Alaska Native	141	0.3%	54	0.1%
Asian	146	0.3%	229	0.5%
Native Hawaiian and Other Pacific Islander	11	0.0%	0	0.0%
Some other race	112	0.2%	249	0.5%
Two or more races	378	0.7%	868	1.7%
Two races including Some other race	67	0.1%	22	0.0%
Two races excluding Some other race, and three or more races	311	0.6%	846	1.7%

¹Source: U.S. Census Bureau, Census 2000

²Source: U.S. Census Bureau, 2010-2012 American Community Survey

Demographics: Age - Table 1c, Delaware

	Delaware			
	2000 ¹		2010-2012 ²	
	n	%	n	%
Total	48,055	100.0%	47,570	100.0%
Age				
Under 18 years	11,084	23.1%	9,181	19.3%
18 to 64 years	28,043	58.4%	28,923	60.8%
18 to 24 years	3,940	8.2%	4,900	10.3%
25 to 44 years	11,528	24.0%	9,229	19.4%
25 to 34 years	4,730	9.8%	4,329	9.1%
35 to 44 years	6,798	14.1%	4,900	10.3%
45 to 64 years	12,575	26.2%	14,794	31.1%
45 to 54 years	6,938	14.4%	7,278	15.3%
55 to 64 years	5,637	11.7%	7,516	15.8%
65 years and over	8,928	18.6%	9,514	20.0%
65 to 74 years	4,668	9.7%	5,280	11.1%
75 to 84 years	3,092	6.4%	3,140	6.6%
85 years and over	1,168	2.4%	1,094	2.3%
Median age (years)	41.4		45.8	
Hispanic				
Hispanic or Latino	983	2.0%	1,560	3.3%
Not Hispanic or Latino	47,072	98.0%	46,010	96.7%
Race				
White	46,346	96.4%	45,106	94.8%
Black or African American	568	1.2%	809	1.7%
American Indian and Alaska Native	149	0.3%	84	0.2%
Asian	257	0.5%	427	0.9%
Native Hawaiian and Other Pacific Islander	6	0.0%	5	0.0%
Some other race	254	0.5%	501	1.1%
Two or more races	475	1.0%	638	1.3%
Two races including Some other race	102	0.2%	143	0.3%
Two races excluding Some other race, and three or more races	373	0.8%	495	1.0%

¹Source: U.S. Census Bureau, Census 2000²Source: U.S. Census Bureau, 2010-2012 American Community Survey

Demographics: Age - Table 1d, Herkimer

	Herkimer			
	2000 ¹		2010-2012 ²	
	n	%	n	%
Total	64,427	100.0%	64,530	100.0%
Age				
Under 18 years	15,692	24.4%	13,938	21.6%
18 to 64 years	37,891	58.8%	39,299	60.9%
18 to 24 years	5,345	8.3%	5,808	9.0%
25 to 44 years	17,112	26.6%	14,519	22.5%
25 to 34 years	7,295	11.3%	6,969	10.8%
35 to 44 years	9,817	15.2%	7,550	11.7%
45 to 64 years	15,434	24.0%	19,036	29.5%
45 to 54 years	9,036	14.0%	9,873	15.3%
55 to 64 years	6,398	9.9%	9,163	14.2%
65 years and over	10,844	16.8%	11,228	17.4%
65 to 74 years	5,094	7.9%	5,743	8.9%
75 to 84 years	4,307	6.7%	3,743	5.8%
85 years and over	1,443	2.2%	1,742	2.7%
Median age (years)	39.0		42.6	
Hispanic				
Hispanic or Latino	580	0.9%	1,093	1.7%
Not Hispanic or Latino	63,847	99.1%	63,437	98.3%
Race				
White	63,031	97.8%	62,353	96.6%
Black or African American	329	0.5%	578	0.9%
American Indian and Alaska Native	139	0.2%	114	0.2%
Asian	263	0.4%	332	0.5%
Native Hawaiian and Other Pacific Islander	11	0.0%	90	0.1%
Some other race	113	0.2%	322	0.5%
Two or more races	541	0.8%	741	1.1%
Two races including Some other race	151	0.2%	61	0.1%
Two races excluding Some other race, and three or more races	390	0.6%	680	1.1%

¹Source: U.S. Census Bureau, Census 2000²Source: U.S. Census Bureau, 2010-2012 American Community Survey

Demographics: Age - Table 1e, Madison

	Madison			
	2000 ¹		2010-2012 ²	
	n	%	n	%
Total	69,441	100.0%	72,881	100%
Age				
Under 18 years	17,307	24.9%	15,451	21.2%
18 to 64 years	43,473	62.6%	46,862	64.3%
18 to 24 years	8,313	12.0%	9,766	13.4%
25 to 44 years	19,171	27.6%	15,742	21.6%
25 to 34 years	7,970	11.5%	7,361	10.1%
35 to 44 years	11,201	16.1%	8,381	11.5%
45 to 64 years	15,989	23.0%	21,281	29.2%
45 to 54 years	9,481	13.7%	11,734	16.1%
55 to 64 years	6,508	9.4%	9,547	13.1%
65 years and over	8,661	12.5%	10,495	14.4%
65 to 74 years	4,599	6.6%	5,830	8.0%
75 to 84 years	3,034	4.4%	3,061	4.2%
85 years and over	1,028	1.5%	1,603	2.2%
Median age (years)	36.1		39.7	
Hispanic				
Hispanic or Latino	734	1.1%	1,348	2%
Not Hispanic or Latino	68,707	98.9%	71,533	98%
Race				
White	67,006	96.5%	69,186	95%
Black or African American	916	1.3%	1,411	2%
American Indian and Alaska Native	358	0.5%	470	1%
Asian	387	0.6%	531	1%
Native Hawaiian and Other Pacific Islander	10	0.0%	4	0%
Some other race	184	0.3%	132	0%
Two or more races	580	0.8%	1,147	2%
Two races including Some other race	112	0.2%	107	0%
Two races excluding Some other race, and three or more races	468	0.7%	1,040	1%

¹Source: U.S. Census Bureau, Census 2000

²Source: U.S. Census Bureau, 2010-2012 American Community Survey

Demographics: Age - Table 1f, Oneida

	Oneida			
	2000 ¹		2010-2012 ²	
	n	%	n	%
Total	235,469	100.0%	234,193	100.0%
Age				
Under 18 years	56,244	23.9%	50,351	21.5%
18 to 64 years	140,472	59.7%	144,731	61.8%
18 to 24 years	20,276	8.6%	23,419	10.0%
25 to 44 years	66,294	28.2%	55,504	23.7%
25 to 34 years	29,497	12.5%	26,932	11.5%
35 to 44 years	36,797	15.6%	28,572	12.2%
45 to 64 years	53,902	22.9%	66,042	28.2%
45 to 54 years	32,136	13.6%	35,129	15.0%
55 to 64 years	21,766	9.2%	30,913	13.2%
65 years and over	38,753	16.5%	38,876	16.6%
65 to 74 years	18,275	7.8%	19,204	8.2%
75 to 84 years	15,042	6.4%	11,944	5.1%
85 years and over	5,436	2.3%	7,728	3.3%
Median age (years)	38.2		41.1	
Hispanic				
Hispanic or Latino	7,545	3.2%	11,179	4.8%
Not Hispanic or Latino	227,924	96.8%	223,014	95.2%
Race				
White	212,414	90.2%	203,013	86.7%
Black or African American	13,521	5.7%	12,703	5.4%
American Indian and Alaska Native	549	0.2%	511	0.2%
Asian	2,722	1.2%	7,645	3.3%
Native Hawaiian and Other Pacific Islander	55	0.0%	62	0.0%
Some other race	2,625	1.1%	3,802	1.6%
Two or more races	3,583	1.5%	6,457	2.8%
Two races including Some other race	1,465	0.6%	1,170	0.5%
Two races excluding Some other race, and three or more races	2,118	0.9%	5,287	2.3%

¹Source: U.S. Census Bureau, Census 2000²Source: U.S. Census Bureau, 2010-2012 American Community Survey

Demographics: Age - Table 1g, Otsego

	Otsego			
	2000 ¹		2010-2012 ²	
	n	%	n	%
Total	61,676	100.0%	61,965	100.0%
Age				
Under 18 years	13,975	22.7%	11,030	17.8%
18 to 64 years	38,422	62.3%	40,277	65.0%
18 to 24 years	8,900	14.4%	10,472	16.9%
25 to 44 years	14,976	24.3%	12,207	19.7%
25 to 34 years	6,299	10.2%	5,639	9.1%
35 to 44 years	8,677	14.1%	6,568	10.6%
45 to 64 years	14,546	23.6%	17,660	28.5%
45 to 54 years	8,573	13.9%	8,985	14.5%
55 to 64 years	5,973	9.7%	8,675	14.0%
65 years and over	9,279	15.0%	10,596	17.1%
65 to 74 years	4,654	7.5%	5,701	9.2%
75 to 84 years	3,402	5.5%	3,284	5.3%
85 years and over	1,223	2.0%	1,611	2.6%
Median age (years)	37.1		40.7	
Hispanic				
Hispanic or Latino	1,171	1.9%	1,976	3.2%
Not Hispanic or Latino	60,505	98.1%	59,989	96.8%
Race				
White	59,083	95.8%	58,542	94.5%
Black or African American	1,079	1.7%	1,208	1.9%
American Indian and Alaska Native	141	0.2%	96	0.2%
Asian	390	0.6%	578	0.9%
Native Hawaiian and Other Pacific Islander	31	0.1%	0	0.0%
Some other race	306	0.5%	516	0.8%
Two or more races	646	1.0%	1,025	1.7%
Two races including Some other race	151	0.2%	94	0.2%
Two races excluding Some other race, and three or more races	495	0.8%	931	1.5%

¹Source: U.S. Census Bureau, Census 2000²Source: U.S. Census Bureau, 2010-2012 American Community Survey

Demographics: Age - Table 1h, Schoharie

	Schoharie			
	2000 ¹		2010-2012 ²	
	n	%	n	%
Total	31,582	100.0%	32,473	100.0%
Age				
Under 18 years	7,569	24.0%	6,365	19.6%
18 to 64 years	19,316	61.2%	20,750	63.9%
18 to 24 years	3,333	10.6%	3,702	11.4%
25 to 44 years	8,280	26.2%	7,047	21.7%
25 to 34 years	3,480	11.0%	3,280	10.1%
35 to 44 years	4,800	15.2%	3,767	11.6%
45 to 64 years	7,703	24.4%	9,969	30.7%
45 to 54 years	4,608	14.6%	5,001	15.4%
55 to 64 years	3,095	9.8%	4,968	15.3%
65 years and over	4,697	14.9%	5,358	16.5%
65 to 74 years	2,485	7.9%	3,052	9.4%
75 to 84 years	1,625	5.1%	1,656	5.1%
85 years and over	587	1.9%	649	2.0%
Median age (years)	38.0		43.1	
Hispanic				
Hispanic or Latino	588	1.9%	933	2.9%
Not Hispanic or Latino	30,994	98.1%	31,540	97.1%
Race				
White	30,514	96.6%	31,056	95.6%
Black or African American	403	1.3%	460	1.4%
American Indian and Alaska Native	96	0.3%	52	0.2%
Asian	120	0.4%	210	0.6%
Native Hawaiian and Other Pacific Islander	7	0.0%	0	0.0%
Some other race	149	0.5%	258	0.8%
Two or more races	293	0.9%	437	1.3%
Two races including Some other race	43	0.1%	117	0.4%
Two races excluding Some other race, and three or more races	250	0.8%	320	1.0%

¹Source: U.S. Census Bureau, Census 2000

²Source: U.S. Census Bureau, 2010-2012 American Community Survey

Demographics: Income & Employment Status - Table 2a, New York

	New York			
	2000 ¹		2010-2012 ²	
	n	%	n	%
Income	<i>INCOME IN 1999</i>		<i>ADJUSTED TO 2012 DOLLARS</i>	
Households	7,060,595	100%	7,210,095	100.0%
Less than \$10,000	809,507	11.5%	580,858	8.1%
\$10,000 to \$14,999	453,320	6.4%	385,547	5.3%
\$15,000 to \$24,999	822,611	11.7%	734,832	10.2%
\$25,000 to \$34,999	807,043	11.4%	659,594	9.1%
\$35,000 to \$49,999	1,047,001	14.8%	870,651	12.1%
\$50,000 to \$74,999	1,297,712	18.4%	1,220,007	16.9%
\$75,000 to \$99,999	746,384	10.6%	854,007	11.8%
\$100,000 to \$149,999	639,525	9.1%	999,636	13.9%
\$150,000 to \$199,999	202,640	2.9%	429,062	6.0%
\$200,000 or more	234,852	3.3%	475,901	6.6%
Median household income (dollars)	\$43,393		\$56,657	
Employment Status				
Population 16 years and over	14,805,912	100.0%	15,724,512	100.0%
In labor force	9,046,805	61.1%	9,976,933	63.40%
Civilian labor force	9,023,096	60.9%	9,951,988	63.30%
Employed	8,382,988	56.6%	9,003,001	57.30%
Unemployed	640,108	4.3%	948,987	6.00%
Armed Forces	23,709	0.2%	24,945	0.20%
Not in labor force	5,759,107	38.9%	5,747,579	36.60%

¹Source: U.S. Census Bureau, Census 2000

²Source: U.S. Census Bureau, 2010-2012 American Community Survey

Demographics: Income & Employment Status - Table 2b, Chenango

	Chenango			
	2000 ¹		2010-2012 ²	
	n	%	n	%
Income				
	<i>INCOME IN 1999</i>		<i>ADJUSTED TO</i>	
Households	19,892	100	19,371	100.0%
Less than \$10,000	1,995	10.0%	1,526	7.9%
\$10,000 to \$14,999	1,795	9.0%	1,173	6.1%
\$15,000 to \$24,999	3,393	17.1%	2,758	14.2%
\$25,000 to \$34,999	3,118	15.7%	2,382	12.3%
\$35,000 to \$49,999	3,643	18.3%	3,176	16.4%
\$50,000 to \$74,999	3,534	17.8%	3,779	19.5%
\$75,000 to \$99,999	1,390	7.0%	2,419	12.5%
\$100,000 to \$149,999	744	3.7%	1,534	7.9%
\$150,000 to \$199,999	188	0.9%	379	2.0%
\$200,000 or more	92	0.5%	245	1.3%
Median household income (dollars)	\$33,679		\$42,391	
Employment Status				
Population 16 years and over	39,535	100.0%	40,574	100.0%
In labor force	24,075	60.9%	23,537	58.00%
Civilian labor force	24,056	60.8%	23,518	58.00%
Employed	22,714	57.5%	21,432	52.80%
Unemployed	1,342	3.4%	2,086	5.10%
Armed Forces	19	0.0%	19	0.00%
Not in labor force	15,460	39.1%	17,037	42.00%

¹Source: U.S. Census Bureau, Census 2000

²Source: U.S. Census Bureau, 2010-2012 American Community Survey

Demographics: Income & Employment Status - Table 2c, Delaware

	Delaware			
	2000 ¹		2010-2012 ²	
	n	%	n	%
Income	<i>INCOME IN 1999</i>		<i>ADJUSTED TO</i>	
Households	19,245	100	19,887	100.0%
Less than \$10,000	2,048	10.6%	1,600	8.0%
\$10,000 to \$14,999	1,833	9.5%	1,492	7.5%
\$15,000 to \$24,999	3,094	16.1%	2,896	14.6%
\$25,000 to \$34,999	3,340	17.4%	2,516	12.7%
\$35,000 to \$49,999	3,398	17.7%	3,144	15.8%
\$50,000 to \$74,999	3,276	17.0%	3,604	18.1%
\$75,000 to \$99,999	1,176	6.1%	2,299	11.6%
\$100,000 to \$149,999	763	4.0%	1,853	9.3%
\$150,000 to \$199,999	120	0.6%	305	1.5%
\$200,000 or more	197	1.0%	178	0.9%
Median household income (dollars)	\$32,461		\$40,949	
Employment Status				
Population 16 years and over	38,528	100.0%	39,622	100.0%
In labor force	22,230	57.7%	22,515	56.80%
Civilian labor force	22,216	57.7%	22,515	56.80%
Employed	20,840	54.1%	20,073	50.70%
Unemployed	1,376	3.6%	2,442	6.20%
Armed Forces	14	0.0%	0	0.00%
Not in labor force	16,298	42.3%	17,107	43.20%

¹Source: U.S. Census Bureau, Census 2000

²Source: U.S. Census Bureau, 2010-2012 American Community Survey

Demographics: Income & Employment Status - Table 2d, Herkimer

	Herkimer			
	2000 ¹		2010-2012 ²	
	n	%	n	%
Income	<i>INCOME IN 1999</i>		<i>ADJUSTED TO</i>	
Households	25,740	100	26,951	100.0%
Less than \$10,000	2,929	11.4%	1,997	7.4%
\$10,000 to \$14,999	2,621	10.2%	2,121	7.9%
\$15,000 to \$24,999	4,296	16.7%	3,403	12.6%
\$25,000 to \$34,999	3,665	14.2%	3,378	12.5%
\$35,000 to \$49,999	4,946	19.2%	4,093	15.2%
\$50,000 to \$74,999	4,542	17.6%	5,327	19.8%
\$75,000 to \$99,999	1,781	6.9%	3,259	12.1%
\$100,000 to \$149,999	730	2.8%	2,451	9.1%
\$150,000 to \$199,999	132	0.5%	596	2.2%
\$200,000 or more	98	0.4%	326	1.2%
Median household income (dollars)	\$32,924		\$44,304	
Employment Status				
Population 16 years and over	50,728	100.0%	52,237	100.0%
In labor force	31,374	61.8%	32,105	61.50%
Civilian labor force	31,328	61.8%	32,076	61.40%
Employed	29,223	57.6%	28,932	55.40%
Unemployed	2,105	4.1%	3,144	6.00%
Armed Forces	46	0.1%	29	0.10%
Not in labor force	19,354	38.2%	20,132	38.50%

¹Source: U.S. Census Bureau, Census 2000

²Source: U.S. Census Bureau, 2010-2012 American Community Survey

Demographics: Income & Employment Status - Table 2e, Madison

	Madison			
	2000 ¹		2010-2012 ²	
	n	%	n	%
Income	<i>INCOME IN 1999</i>		<i>ADJUSTED TO</i>	
Households	25,392	100	26,523	100.0%
Less than \$10,000	2,139	8.4%	1,747	6.6%
\$10,000 to \$14,999	1,632	6.4%	1,453	5.5%
\$15,000 to \$24,999	3,373	13.3%	2,429	9.2%
\$25,000 to \$34,999	3,599	14.2%	2,836	10.7%
\$35,000 to \$49,999	4,754	18.7%	4,367	16.5%
\$50,000 to \$74,999	5,211	20.5%	5,525	20.8%
\$75,000 to \$99,999	2,386	9.4%	3,603	13.6%
\$100,000 to \$149,999	1,495	5.9%	2,821	10.6%
\$150,000 to \$199,999	418	1.6%	929	3.5%
\$200,000 or more	385	1.5%	813	3.1%
Median household income (dollars)	\$40,184		\$51,504	
Employment Status				
Population 16 years and over	54,306	100.0%	59,598	100.0%
In labor force	35,174	64.8%	34,705	58.20%
Civilian labor force	35,163	64.7%	34,671	58.20%
Employed	32,663	60.1%	32,847	55.10%
Unemployed	2,500	4.6%	1,824	3.10%
Armed Forces	11	0.0%	34	0.10%
Not in labor force	19,132	35.2%	24,893	41.80%

¹Source: U.S. Census Bureau, Census 2000

²Source: U.S. Census Bureau, 2010-2012 American Community Survey

Demographics: Income & Employment Status - Table 2f, Oneida

	Oneida			
	2000 ¹		2010-2012 ²	
	n	%	n	%
Income				
	<i>INCOME IN 1999</i>		<i>ADJUSTED TO</i>	
Households	90,507	100	90,538	100.0%
Less than \$10,000	9,993	11.0%	7,367	8.1%
\$10,000 to \$14,999	7,127	7.9%	5,341	5.9%
\$15,000 to \$24,999	13,967	15.4%	10,756	11.9%
\$25,000 to \$34,999	13,031	14.4%	9,874	10.9%
\$35,000 to \$49,999	15,613	17.3%	13,023	14.4%
\$50,000 to \$74,999	17,280	19.1%	17,555	19.4%
\$75,000 to \$99,999	7,295	8.1%	10,440	11.5%
\$100,000 to \$149,999	4,289	4.7%	10,834	12.0%
\$150,000 to \$199,999	964	1.1%	3,264	3.6%
\$200,000 or more	948	1.0%	2,084	2.3%
Median household income (dollars)	\$35,909		\$48,703	
Employment Status				
Population 16 years and over	186,008	100.0%	189,859	100.0%
In labor force	109,496	58.9%	113,510	59.80%
Civilian labor force	109,151	58.7%	113,178	59.60%
Employed	102,740	55.2%	103,442	54.50%
Unemployed	6,411	3.4%	9,736	5.10%
Armed Forces	345	0.2%	332	0.20%
Not in labor force	76,512	41.1%	76,349	40.20%

¹Source: U.S. Census Bureau, Census 2000

²Source: U.S. Census Bureau, 2010-2012 American Community Survey

Demographics: Income & Employment Status - Table 2g, Otsego

	Otsego			
	2000 ¹		2010-2012 ²	
	n	%	n	%
Income				
	<i>INCOME IN 1999</i>		<i>ADJUSTED TO</i>	
Households	23,279	100	23,875	100.0%
Less than \$10,000	2,576	11.1%	1,871	7.8%
\$10,000 to \$14,999	1,945	8.4%	1,475	6.2%
\$15,000 to \$24,999	3,871	16.6%	2,918	12.2%
\$25,000 to \$34,999	3,718	16.0%	3,043	12.7%
\$35,000 to \$49,999	4,095	17.6%	3,266	13.7%
\$50,000 to \$74,999	4,114	17.7%	5,009	21.0%
\$75,000 to \$99,999	1,570	6.7%	2,827	11.8%
\$100,000 to \$149,999	905	3.9%	2,431	10.2%
\$150,000 to \$199,999	244	1.0%	626	2.6%
\$200,000 or more	241	1.0%	409	1.7%
Median household income (dollars)	\$33,444		\$47,071	
Employment Status				
Population 16 years and over	49,668	100.0%	52,620	100.0%
In labor force	31,687	63.8%	30,953	58.80%
Civilian labor force	31,662	63.7%	30,953	58.80%
Employed	27,601	55.6%	28,249	53.70%
Unemployed	4,061	8.2%	2,704	5.10%
Armed Forces	25	0.1%	0	0.00%
Not in labor force	17,981	36.2%	21,667	41.20%

¹Source: U.S. Census Bureau, Census 2000

²Source: U.S. Census Bureau, 2010-2012 American Community Survey

Demographics: Income & Employment Status - Table 2h, Schoharie

	Schoharie			
	2000 ¹		2010-2012 ²	
	n	%	n	%
Income				
	<i>INCOME IN 1999</i>		<i>ADJUSTED TO</i>	
Households	12,011	100	12,942	100.0%
Less than \$10,000	1,126	9.4%	825	6.4%
\$10,000 to \$14,999	883	7.4%	993	7.7%
\$15,000 to \$24,999	1,817	15.1%	1,344	10.4%
\$25,000 to \$34,999	1,903	15.8%	1,232	9.5%
\$35,000 to \$49,999	2,218	18.5%	1,853	14.3%
\$50,000 to \$74,999	2,332	19.4%	2,579	19.9%
\$75,000 to \$99,999	953	7.9%	1,921	14.8%
\$100,000 to \$149,999	554	4.6%	1,477	11.4%
\$150,000 to \$199,999	78	0.6%	397	3.1%
\$200,000 or more	147	1.2%	321	2.5%
Median household income (dollars)	\$36,585		\$52,121	
Employment Status				
Population 16 years and over	25,051	100.0%	27,045	100.0%
In labor force	15,141	60.4%	16,802	62.10%
Civilian labor force	15,132	60.4%	16,791	62.10%
Employed	14,042	56.1%	14,636	54.10%
Unemployed	1,090	4.4%	2,155	8.00%
Armed Forces	9	0.0%	11	0.00%
Not in labor force	9,910	39.6%	10,243	37.90%

¹Source: U.S. Census Bureau, Census 2000

²Source: U.S. Census Bureau, 2010-2012 American Community Survey

Demographics: School Enrollment & Education Attainment - Table 3a, New York

	New York			
	2000 ¹		2010-2012 ²	
	n	%	n	%
School Enrollment				
Population 3 years and over enrolled in school	5,217,030	100.0%	5,032,119	5,032,119
Nursery school, preschool	331,376	6.4%	297,124	5.90%
Kindergarten	272,504	5.2%	241,067	4.80%
Elementary school (grades 1-8)	2,208,497	42.3%	1,887,627	37.50%
High school (grades 9-12)	1,103,278	21.1%	1,055,711	21.00%
College or graduate school	1,301,375	24.9%	1,550,590	30.80%
Educational Attainment				
Population 25 years and over	12,542,536	100.0%	13,205,241	13,205,241
Less than 9th grade	1,005,805	8.0%	903,906	6.80%
9th to 12th grade, no diploma	1,620,519	12.9%	1,067,250	8.10%
High school graduate (includes equivalency)	3,480,768	27.8%	3,611,636	27.40%
Some college, no degree	2,103,404	16.8%	2,167,442	16.40%
Associate degree	898,828	7.2%	1,098,932	8.30%
Bachelor's degree	1,954,242	15.6%	2,479,786	18.80%
Graduate or professional degree	1,478,970	11.8%	1,876,289	14.20%
Percent high school graduate or higher	79.1	(X)	(X)	85.10%
Percent bachelor's degree or higher	27.4	(X)	(X)	33.00%

¹Source: U.S. Census Bureau, Census 2000

²Source: U.S. Census Bureau, 2010-2012 American Community Survey

Demographics: School Enrollment & Education Attainment - Table 3b, Chenango

	Chenango			
	2000 ¹		2010-2012 ²	
	n	%	n	%
School Enrollment				
Population 3 years and over enrolled in school	13,094	100.0%	11,600	11,600
Nursery school, preschool	744	5.7%	589	5.10%
Kindergarten	751	5.7%	497	4.30%
Elementary school (grades 1-8)	6,684	51.0%	5,219	45.00%
High school (grades 9-12)	3,332	25.4%	2,955	25.50%
College or graduate school	1,583	12.1%	2,340	20.20%
Educational Attainment				
Population 25 years and over	34,363	100.0%	35,268	35,268
Less than 9th grade	1,932	5.6%	1,299	3.70%
9th to 12th grade, no diploma	4,744	13.8%	3,705	10.50%
High school graduate (includes equivalency)	13,702	39.9%	13,950	39.60%
Some college, no degree	5,936	17.3%	6,581	18.70%
Associate degree	3,084	9.0%	3,797	10.80%
Bachelor's degree	2,901	8.4%	3,525	10.00%
Graduate or professional degree	2,064	6.0%	2,411	6.80%
Percent high school graduate or higher	80.6	(X)	(X)	85.80%
Percent bachelor's degree or higher	14.4	(X)	(X)	16.80%

¹Source: U.S. Census Bureau, Census 2000

²Source: U.S. Census Bureau, 2010-2012 American Community Survey

Demographics: School Enrollment & Education Attainment - Table 3c, Delaware

	Delaware			
	2000 ¹		2010-2012 ²	
	n	%	n	%
School Enrollment				
Population 3 years and over enrolled in school	11,874	100.0%	10,284	10,284
Nursery school, preschool	602	5.1%	456	4.40%
Kindergarten	521	4.4%	352	3.40%
Elementary school (grades 1-8)	5,381	45.3%	4,136	40.20%
High school (grades 9-12)	2,982	25.1%	2,247	21.80%
College or graduate school	2,388	20.1%	3,093	30.10%
Educational Attainment				
Population 25 years and over	33,070	100.0%	33,512	33,512
Less than 9th grade	1,885	5.7%	1,179	3.50%
9th to 12th grade, no diploma	4,776	14.4%	3,319	9.90%
High school graduate (includes equivalency)	12,353	37.4%	12,957	38.70%
Some college, no degree	5,600	16.9%	5,724	17.10%
Associate degree	2,956	8.9%	3,530	10.50%
Bachelor's degree	3,139	9.5%	3,992	11.90%
Graduate or professional degree	2,361	7.1%	2,811	8.40%
Percent high school graduate or higher	79.9	(X)	(X)	86.60%
Percent bachelor's degree or higher	16.6	(X)	(X)	20.30%

¹Source: U.S. Census Bureau, Census 2000

²Source: U.S. Census Bureau, 2010-2012 American Community Survey

Demographics: School Enrollment & Education Attainment - Table 3d, Herkimer

	Herkimer			
	2000 ¹ n		2010-2012 ² n	%
School Enrollment				
Population 3 years and over enrolled in school	16,600	100.0%	15,720	15,720
Nursery school, preschool	900	5.4%	900	5.70%
Kindergarten	1,025	6.2%	743	4.70%
Elementary school (grades 1-8)	7,521	45.3%	6,363	40.50%
High school (grades 9-12)	4,021	24.2%	3,523	22.40%
College or graduate school	3,133	18.9%	4,191	26.70%
Educational Attainment				
Population 25 years and over	43,455	100.0%	44,738	44,738
Less than 9th grade	2,354	5.4%	1,870	4.20%
9th to 12th grade, no diploma	6,605	15.2%	3,535	7.90%
High school graduate (includes equivalency)	15,391	35.4%	15,325	34.30%
Some college, no degree	7,614	17.5%	8,514	19.00%
Associate degree	4,678	10.8%	5,827	13.00%
Bachelor's degree	4,304	9.9%	5,750	12.90%
Graduate or professional degree	2,509	5.8%	3,917	8.80%
Percent high school graduate or higher	79.4	(X)	(X)	87.90%
Percent bachelor's degree or higher	15.7	(X)	(X)	21.60%

¹Source: U.S. Census Bureau, Census 2000

²Source: U.S. Census Bureau, 2010-2012 American Community Survey

Demographics: School Enrollment & Education Attainment - Table 3e, Madison

	Madison			
	2000 ¹		2010-2012 ²	
	n	%	n	%
School Enrollment				
Population 3 years and over enrolled in school	20,630	100.0%	19,575	19,575
Nursery school, preschool	1,080	5.2%	717	3.70%
Kindergarten	915	4.4%	788	4.00%
Elementary school (grades 1-8)	8,228	39.9%	6,727	34.40%
High school (grades 9-12)	4,308	20.9%	3,871	19.80%
College or graduate school	6,099	29.6%	7,472	38.20%
Educational Attainment				
Population 25 years and over	43,762	100.0%	47,602	47,602
Less than 9th grade	1,781	4.1%	1,472	3.10%
9th to 12th grade, no diploma	5,510	12.6%	2,919	6.10%
High school graduate (includes equivalency)	14,519	33.2%	16,340	34.30%
Some college, no degree	7,780	17.8%	8,223	17.30%
Associate degree	4,717	10.8%	6,078	12.80%
Bachelor's degree	5,647	12.9%	6,995	14.70%
Graduate or professional degree	3,808	8.7%	5,575	11.70%
Percent high school graduate or higher	83.3	(X)	(X)	90.80%
Percent bachelor's degree or higher	21.6	(X)	(X)	26.40%

¹Source: U.S. Census Bureau, Census 2000

²Source: U.S. Census Bureau, 2010-2012 American Community Survey

Demographics: School Enrollment & Education Attainment - Table 3f, Oneida

	Oneida			
	2000 ¹		2010-2012 ²	
	n	%	n	%
School Enrollment				
Population 3 years and over enrolled in school	60,218	100.0%	56,877	56,877
Nursery school, preschool	3,194	5.3%	3,120	5.50%
Kindergarten	2,836	4.7%	2,863	5.00%
Elementary school (grades 1-8)	27,068	45.0%	22,291	39.20%
High school (grades 9-12)	14,348	23.8%	12,804	22.50%
College or graduate school	12,772	21.2%	15,799	27.80%
Educational Attainment				
Population 25 years and over	158,846	100.0%	160,147	160,147
Less than 9th grade	10,959	6.9%	8,191	5.10%
9th to 12th grade, no diploma	22,322	14.1%	12,701	7.90%
High school graduate (includes equivalency)	51,748	32.6%	51,161	31.90%
Some college, no degree	30,053	18.9%	31,443	19.60%
Associate degree	14,692	9.2%	18,940	11.80%
Bachelor's degree	17,238	10.9%	22,677	14.20%
Graduate or professional degree	11,834	7.4%	15,034	9.40%
Percent high school graduate or higher	79	(X)	(X)	87.00%
Percent bachelor's degree or higher	18.3	(X)	(X)	23.50%

¹Source: U.S. Census Bureau, Census 2000

²Source: U.S. Census Bureau, 2010-2012 American Community Survey

Demographics: School Enrollment & Education Attainment - Table 3g, Otsego

	Otsego			
	2000 ¹		2010-2012 ²	
	n	%	n	%
School Enrollment				
Population 3 years and over enrolled in school	19,248	100.0%	17,772	17,772
Nursery school, preschool	716	3.7%	811	4.60%
Kindergarten	757	3.9%	497	2.80%
Elementary school (grades 1-8)	6,924	36.0%	5,068	28.50%
High school (grades 9-12)	3,636	18.9%	2,944	16.60%
College or graduate school	7,215	37.5%	8,452	47.60%
Educational Attainment				
Population 25 years and over	38,808	100.0%	40,447	40,447
Less than 9th grade	2,006	5.2%	1,691	4.20%
9th to 12th grade, no diploma	4,599	11.9%	3,072	7.60%
High school graduate (includes equivalency)	13,461	34.7%	13,555	33.50%
Some college, no degree	6,791	17.5%	7,083	17.50%
Associate degree	3,403	8.8%	4,430	11.00%
Bachelor's degree	4,736	12.2%	6,172	15.30%
Graduate or professional degree	3,812	9.8%	4,444	11.00%
Percent high school graduate or higher	83	(X)	(X)	88.20%
Percent bachelor's degree or higher	22	(X)	(X)	26.20%

¹Source: U.S. Census Bureau, Census 2000

²Source: U.S. Census Bureau, 2010-2012 American Community Survey

Demographics: School Enrollment & Education Attainment - Table 3h, Schoharie

	Schoharie			
	2000 ¹		2010-2012 ²	
	n	%	n	%
School Enrollment				
Population 3 years and over enrolled in school	8,606	100.0%	7,754	7,754
Nursery school, preschool	416	4.8%	350	4.50%
Kindergarten	422	4.9%	336	4.30%
Elementary school (grades 1-8)	3,591	41.7%	2,954	38.10%
High school (grades 9-12)	1,823	21.2%	1,576	20.30%
College or graduate school	2,354	27.4%	2,538	32.70%
Educational Attainment				
Population 25 years and over	20,695	100.0%	22,396	22,396
Less than 9th grade	1,029	5.0%	649	2.90%
9th to 12th grade, no diploma	2,767	13.4%	2,140	9.60%
High school graduate (includes equivalency)	7,878	38.1%	8,483	37.90%
Some college, no degree	3,251	15.7%	4,193	18.70%
Associate degree	2,184	10.6%	2,637	11.80%
Bachelor's degree	1,849	8.9%	2,518	11.20%
Graduate or professional degree	1,737	8.4%	1,776	7.90%
Percent high school graduate or higher	81.7	(X)	(X)	87.50%
Percent bachelor's degree or higher	17.3	(X)	(X)	19.20%

¹Source: U.S. Census Bureau, Census 2000

²Source: U.S. Census Bureau, 2010-2012 American Community Survey

Demographics: Poverty Status (Below Poverty Level) - Table 4a, New York

	New York			
	2000 ¹		2010-2012 ²	
	n	%	n	%
Poverty Status (Below Poverty Level)				
Families	535,935		4,612,102	
Percent below poverty level	(X)	11.5%	(X)	12.0%
With related children under 18 years	418,591			
Percent below poverty level	(X)	16.9%	(X)	18.5%
With related children under 5 years	198,252			
Percent below poverty level	(X)	20.2%	(X)	18.0%
Families with female householder, no husband present	294,906			
Percent below poverty level	(X)	29.2%	(X)	28.3%
With related children under 18 years	257,263			
Percent below poverty level	(X)	38.8%	(X)	38.3%
With related children under 5 years	115,454			
Percent below poverty level	(X)	49.8%	(X)	42.4%
Individuals	2,692,202			
Percent below poverty level	(X)	14.6%	(X)	15.6%
18 years and over	1,776,492			
Percent below poverty level	(X)	12.8%	(X)	13.7%
65 years and over	264,336			
Percent below poverty level	(X)	11.3%	(X)	11.4%
Related children under 18 years	893,505			
Percent below poverty level	(X)	19.6%	(X)	21.9%
Related children 5 to 17 years	639,896			
Percent below poverty level	(X)	19.1%	(X)	20.8%
Unrelated individuals 15 years and over	817,663			
Percent below poverty level	(X)	24.0%	(X)	25.1%

¹Source: U.S. Census Bureau, Census 2000

²Source: U.S. Census Bureau, 2010-2012 American Community Survey

Demographics: Poverty Status (Below Poverty Level) - Table 4b, Chenango

	Chenango			
	2000 ¹		2010-2012 ²	
	n	%	n	%
Poverty Status (Below Poverty Level)				
Families	1,450		12,945	
Percent below poverty level	(X)	10.7%	(X)	10.5%
With related children under 18 years	1,184			
Percent below poverty level	(X)	17.4%	(X)	19.2%
With related children under 5 years	488			
Percent below poverty level	(X)	21.1%	(X)	13.5%
Families with female householder, no husband present	543			
Percent below poverty level	(X)	28.9%	(X)	36.6%
With related children under 18 years	513			
Percent below poverty level	(X)	38.2%	(X)	49.4%
With related children under 5 years	239			
Percent below poverty level	(X)	55.7%	(X)	61.6%
Individuals	7,195			
Percent below poverty level	(X)	14.4%	(X)	15.1%
18 years and over	4,554			
Percent below poverty level	(X)	12.3%	(X)	12.7%
65 years and over	617			
Percent below poverty level	(X)	8.7%	(X)	6.6%
Related children under 18 years	2,542			
Percent below poverty level	(X)	19.5%	(X)	23.3%
Related children 5 to 17 years	1,912			
Percent below poverty level	(X)	19.1%	(X)	22.8%
Unrelated individuals 15 years and over	2,286			
Percent below poverty level	(X)	24.9%	(X)	28.5%

¹Source: U.S. Census Bureau, Census 2000

²Source: U.S. Census Bureau, 2010-2012 American Community Survey

Demographics: Poverty Status (Below Poverty Level) - Table 4c, Delaware

	Delaware			
	2000 ¹		2010-2012 ²	
	n	%	n	%
Poverty Status (Below Poverty Level)				
Families	1,194		12,276	
Percent below poverty level	(X)	9.3%	(X)	9.6%
With related children under 18 years	865			
Percent below poverty level	(X)	15.2%	(X)	17.8%
With related children under 5 years	417			
Percent below poverty level	(X)	21.7%	(X)	22.6%
Families with female householder, no husband present	480			
Percent below poverty level	(X)	28.2%	(X)	32.0%
With related children under 18 years	426			
Percent below poverty level	(X)	39.9%	(X)	42.5%
With related children under 5 years	194			
Percent below poverty level	(X)	61.2%	(X)	59.4%
Individuals	5,915			
Percent below poverty level	(X)	12.9%	(X)	12.7%
18 years and over	3,863			
Percent below poverty level	(X)	10.9%	(X)	11.5%
65 years and over	711			
Percent below poverty level	(X)	8.6%	(X)	6.2%
Related children under 18 years	1,962			
Percent below poverty level	(X)	18.6%	(X)	17.6%
Related children 5 to 17 years	1,373			
Percent below poverty level	(X)	16.9%	(X)	17.4%
Unrelated individuals 15 years and over	1,988			
Percent below poverty level	(X)	22.7%	(X)	23.9%

¹Source: U.S. Census Bureau, Census 2000

²Source: U.S. Census Bureau, 2010-2012 American Community Survey

Demographics: Poverty Status (Below Poverty Level) - Table 4d, Herkimer

	Herkimer		2010-2012 ²	
	2000 ¹ n	m	n	%
Poverty Status (Below Poverty Level)				
Families	1,539		(X)	11.6%
Percent below poverty level	(X)	8.9%		
With related children under 18 years	1,197		(X)	20.0%
Percent below poverty level	(X)	14.2%		
With related children under 5 years	552		(X)	36.5%
Percent below poverty level	(X)	18.5%		
Families with female householder, no husband present	614		(X)	31.4%
Percent below poverty level	(X)	23.2%		
With related children under 18 years	561		(X)	39.3%
Percent below poverty level	(X)	31.3%		
With related children under 5 years	250		(X)	59.6%
Percent below poverty level	(X)	41.7%		
Individuals	7,921		(X)	15.4%
Percent below poverty level	(X)	12.5%		
18 years and over	5,461		(X)	13.5%
Percent below poverty level	(X)	11.4%		
65 years and over	1,075		(X)	10.0%
Percent below poverty level	(X)	10.4%		
Related children under 18 years	2,364		(X)	21.6%
Percent below poverty level	(X)	15.6%		
Related children 5 to 17 years	1,687		(X)	18.6%
Percent below poverty level	(X)	14.4%		
Unrelated individuals 15 years and over	3,108		(X)	26.0%
Percent below poverty level	(X)	26.1%		

¹Source: U.S. Census Bureau, Census 2000

²Source: U.S. Census Bureau, 2010-2012 American Community Survey

Demographics: Poverty Status (Below Poverty Level) - Table 4e, Madison

	Madison			
	2000 ¹		2010-2012 ²	
	n	%	n	%
Poverty Status (Below Poverty Level)				
Families	1,110		17,653	
Percent below poverty level	(X)	6.3%	(X)	6.8%
With related children under 18 years	877			
Percent below poverty level	(X)	9.8%	(X)	12.8%
With related children under 5 years	408			
Percent below poverty level	(X)	13.5%	(X)	15.8%
Families with female householder, no husband present	481			
Percent below poverty level	(X)	21.2%	(X)	23.8%
With related children under 18 years	442			
Percent below poverty level	(X)	27.8%	(X)	36.2%
With related children under 5 years	149			
Percent below poverty level	(X)	38.8%	(X)	45.9%
Individuals	6,313			
Percent below poverty level	(X)	9.8%	(X)	10.5%
18 years and over	4,375			
Percent below poverty level	(X)	9.2%	(X)	9.4%
65 years and over	731			
Percent below poverty level	(X)	8.8%	(X)	7.1%
Related children under 18 years	1,777			
Percent below poverty level	(X)	10.5%	(X)	14.1%
Related children 5 to 17 years	1,178			
Percent below poverty level	(X)	9.2%	(X)	11.1%
Unrelated individuals 15 years and over	2,746			
Percent below poverty level	(X)	24.5%	(X)	23.5%

¹Source: U.S. Census Bureau, Census 2000

²Source: U.S. Census Bureau, 2010-2012 American Community Survey

Demographics: Poverty Status (Below Poverty Level) - Table 4f, Oneida

	Oneida			
	2000 ¹		2010-2012 ²	
	n	%	n	%
Poverty Status (Below Poverty Level)				
Families	5,797		56,641	
Percent below poverty level	(X)	9.8%	(X)	11.6%
With related children under 18 years	4,858			
Percent below poverty level	(X)	16.5%	(X)	20.4%
With related children under 5 years	2,525			
Percent below poverty level	(X)	23.8%	(X)	25.0%
Families with female householder, no husband present	3,174			
Percent below poverty level	(X)	30.2%	(X)	31.3%
With related children under 18 years	2,953			
Percent below poverty level	(X)	41.3%	(X)	41.7%
With related children under 5 years	1,571			
Percent below poverty level	(X)	57.8%	(X)	51.2%
Individuals	28,764			
Percent below poverty level	(X)	13.0%	(X)	16.0%
18 years and over	18,076			
Percent below poverty level	(X)	10.9%	(X)	13.3%
65 years and over	3,019			
Percent below poverty level	(X)	8.5%	(X)	9.7%
Related children under 18 years	10,362			
Percent below poverty level	(X)	18.9%	(X)	24.9%
Related children 5 to 17 years	7,099			
Percent below poverty level	(X)	17.1%	(X)	22.1%
Unrelated individuals 15 years and over	9,431			
Percent below poverty level	(X)	22.9%	(X)	25.2%

¹Source: U.S. Census Bureau, Census 2000

²Source: U.S. Census Bureau, 2010-2012 American Community Survey

Demographics: Poverty Status (Below Poverty Level) - Table 4g, Otsego

	Otsego			
	2000 ¹		2010-2012 ²	
	n	%	n	%
Poverty Status (Below Poverty Level)				
Families	1,331		14,978	
Percent below poverty level	(X)	8.8%	(X)	8.3%
With related children under 18 years	1,029			
Percent below poverty level	(X)	14.3%	(X)	15.6%
With related children under 5 years	433			
Percent below poverty level	(X)	19.8%	(X)	24.1%
Families with female householder, no husband present	581			
Percent below poverty level	(X)	27.1%	(X)	22.6%
With related children under 18 years	520			
Percent below poverty level	(X)	36.0%	(X)	30.0%
With related children under 5 years	173			
Percent below poverty level	(X)	44.8%	(X)	39.5%
Individuals	8,546			
Percent below poverty level	(X)	14.9%	(X)	14.7%
18 years and over	6,211			
Percent below poverty level	(X)	14.2%	(X)	14.3%
65 years and over	732			
Percent below poverty level	(X)	8.2%	(X)	6.5%
Related children under 18 years	2,107			
Percent below poverty level	(X)	15.8%	(X)	15.6%
Related children 5 to 17 years	1,511			
Percent below poverty level	(X)	14.5%	(X)	13.8%
Unrelated individuals 15 years and over	4,267			
Percent below poverty level	(X)	33.4%	(X)	33.8%

¹Source: U.S. Census Bureau, Census 2000

²Source: U.S. Census Bureau, 2010-2012 American Community Survey

Demographics: Poverty Status (Below Poverty Level) - Table 4h, Schoharie

	Schoharie			
	2000 ¹		2010-2012 ²	
	n	%	n	%
Poverty Status (Below Poverty Level)				
Families	653		8,191	
Percent below poverty level	(X)	7.9%	(X)	8.6%
With related children under 18 years	490			
Percent below poverty level	(X)	12.2%	(X)	14.9%
With related children under 5 years	227			
Percent below poverty level	(X)	15.2%	(X)	30.3%
Families with female householder, no husband present	271			
Percent below poverty level	(X)	24.8%	(X)	25.1%
With related children under 18 years	251			
Percent below poverty level	(X)	33.9%	(X)	37.4%
With related children under 5 years	118			
Percent below poverty level	(X)	52.9%	(X)	62.1%
Individuals	3,392			
Percent below poverty level	(X)	11.4%	(X)	12.1%
18 years and over	2,324			
Percent below poverty level	(X)	10.4%	(X)	11.4%
65 years and over	385			
Percent below poverty level	(X)	8.6%	(X)	8.4%
Related children under 18 years	1,005			
Percent below poverty level	(X)	13.7%	(X)	14.7%
Related children 5 to 17 years	743			
Percent below poverty level	(X)	13.3%	(X)	11.9%
Unrelated individuals 15 years and over	1,363			
Percent below poverty level	(X)	25.4%	(X)	24.4%

¹Source: U.S. Census Bureau, Census 2000

²Source: U.S. Census Bureau, 2010-2012 American Community Survey

Demographics: Self-care Difficulty - Table 5a, New York

	New York			
	2000 ¹		2010-2012 ²	
	n	%	n	%
Self-care Difficulty				
Total	17,464,264	100.0%	18,075,758	100.0%
With a self-care disability	497,315	2.8%	14,984,117	82.9%
No self-care disability	16,966,949	97.2%	3,510,161	19.4%
5 to 15 years:	2,937,665	100.0%		
With a self-care disability	35,462	1.2%		
No self-care disability	2,902,203	98.8%		
5 to 17 years:			3,121,150	100.0%
With a self-care difficulty			29,509	0.9%
No self-care difficulty			3,091,641	99.1%
16 to 20 years:	1,260,312	100.0%		
With a self-care disability:	11,202	0.9%		
No self-care disability:	1,249,110	99.1%		
18 to 34 years:			4,633,904	100.0%
With a self-care difficulty			32,291	0.7%
No self-care difficulty			4,601,613	99.3%
21 to 64 years:	10,932,732	100.0%		
With a self-care disability:	219,282	2.0%		
No self-care disability:	10,713,450	98.0%		
35 to 64 years:			7,736,594	100.0%
With a self-care difficulty			154,320	2.0%
No self-care difficulty			7,582,274	98.0%
65 to 74 years:	1,266,596	100.0%	1,398,272	100.0%
With a self-care disability	68,333	5.4%	58,775	4.2%
No self-care disability	1,198,263	94.6%	1,339,497	95.8%
75 years and over:	1,066,959	100.0%	1,185,838	100.0%
With a self-care disability	163,036	15.3%	173,134	14.6%
No self-care disability	903,923	84.7%	1,012,704	85.4%

¹Source: U.S. Census Bureau, Census 2000

²Source: U.S. Census Bureau, 2010-2012 American Community Survey

Demographics: Self-care Difficulty - Table 5b, Chenango

	Chenango			
	2000 ¹		2010-2012 ²	
	n	%	n	%
Self-care Difficulty				
Total	47,339	100.0%	46,946	100.0%
With a self-care disability	1,413	3.0%	38,604	82.2%
No self-care disability	45,926	97.0%	9,959	21.2%
5 to 15 years:	8,787	100.0%		
With a self-care disability	85	1.0%		
No self-care disability	8,702	99.0%		
5 to 17 years:			8,415	100.0%
With a self-care difficulty			73	0.9%
No self-care difficulty			8,342	99.1%
16 to 20 years:	3,201	100.0%		
With a self-care disability:	29	0.9%		
No self-care disability:	3,172	99.1%		
18 to 34 years:			8,959	100.0%
With a self-care difficulty			131	1.5%
No self-care difficulty			8,828	98.5%
21 to 64 years:	28,290	100.0%		
With a self-care disability:	697	2.5%		
No self-care disability:	27,593	97.5%		
35 to 64 years:			21,241	100.0%
With a self-care difficulty			831	3.9%
No self-care difficulty			20,410	96.1%
65 to 74 years:	3,842	100.0%	4,785	100.0%
With a self-care disability	158	4.1%	191	4.0%
No self-care disability	3,684	95.9%	4,594	96.0%
75 years and over:	3,219	100.0%	3,546	100.0%
With a self-care disability	444	13.8%	464	13.1%
No self-care disability	2,775	86.2%	3,082	86.9%

¹Source: U.S. Census Bureau, Census 2000

²Source: U.S. Census Bureau, 2010-2012 American Community Survey

Demographics: Self-care Difficulty - Table 5c, Delaware

	Delaware			
	2000 ¹		2010-2012 ²	
	n	%	n	%
Self-care Difficulty				
Total	44,810	100.0%	44,597	100.0%
With a self-care disability	1,423	3.2%	37,879	84.9%
No self-care disability	43,387	96.8%	7,825	17.5%
5 to 15 years:	7,066	100.0%		
With a self-care disability	65	0.9%		
No self-care disability	7,001	99.1%		
5 to 17 years:			6,735	100.0%
With a self-care difficulty			17	0.3%
No self-care difficulty			6,718	99.7%
16 to 20 years:	3,615	100.0%		
With a self-care disability:	29	0.8%		
No self-care disability:	3,586	99.2%		
18 to 34 years:			9,144	100.0%
With a self-care difficulty			43	0.5%
No self-care difficulty			9,101	99.5%
21 to 64 years:	25,827	100.0%		
With a self-care disability:	697	2.7%		
No self-care disability:	25,130	97.3%		
35 to 64 years:			19,568	100.0%
With a self-care difficulty			576	2.9%
No self-care difficulty			18,992	97.1%
65 to 74 years:	4,584	100.0%	5,258	100.0%
With a self-care disability	190	4.1%	150	2.9%
No self-care disability	4,394	95.9%	5,108	97.1%
75 years and over:	3,718	100.0%	3,892	100.0%
With a self-care disability	442	11.9%	338	8.7%
No self-care disability	3,276	88.1%	3,554	91.3%

¹Source: U.S. Census Bureau, Census 2000

²Source: U.S. Census Bureau, 2010-2012 American Community Survey

Demographics: Self-care Difficulty - Table 5d, Herkimer

	Herkimer			
	2000 ¹		2010-2012 ²	
	n	%	n	%
Self-care Difficulty				
Total	60,154	100.0%	60,349	100.0%
With a self-care disability	1,625	2.7%	49,883	82.7%
No self-care disability	58,529	97.3%	11,942	19.8%
5 to 15 years:	10,133	100.0%		
With a self-care disability	89	0.9%		
No self-care disability	10,044	99.1%		
5 to 17 years:			10,504	100.0%
With a self-care difficulty			38	0.4%
No self-care difficulty			10,466	99.6%
16 to 20 years:	4,423	100.0%		
With a self-care disability:	27	0.6%		
No self-care disability:	4,396	99.4%		
18 to 34 years:			12,661	100.0%
With a self-care difficulty			92	0.7%
No self-care difficulty			12,569	99.3%
21 to 64 years:	35,310	100.0%		
With a self-care disability:	720	2.0%		
No self-care disability:	34,590	98.0%		
35 to 64 years:			26,557	100.0%
With a self-care difficulty			667	2.5%
No self-care difficulty			25,890	97.5%
65 to 74 years:	5,035	100.0%	5,599	100.0%
With a self-care disability	233	4.6%	109	1.9%
No self-care disability	4,802	95.4%	5,490	98.1%
75 years and over:	5,253	100.0%	5,028	100.0%
With a self-care disability	556	10.6%	608	12.1%
No self-care disability	4,697	89.4%	4,420	87.9%

¹Source: U.S. Census Bureau, Census 2000

²Source: U.S. Census Bureau, 2010-2012 American Community Survey

Demographics: Self-care Difficulty - Table 5e, Madison

	Madison			
	2000 ¹		2010-2012 ²	
	n	%	n	%
Self-care Difficulty				
Total	64,485	100.0%	68,448	100.0%
With a self-care disability	1,467	2.3%	56,906	83.1%
No self-care disability	63,018	97.7%	13,141	19.2%
5 to 15 years:	11,012	100.0%		
With a self-care disability	99	0.9%		
No self-care disability	10,913	99.1%		
5 to 17 years:			11,820	100.0%
With a self-care difficulty			278	2.4%
No self-care difficulty			11,542	97.6%
16 to 20 years:	7,271	100.0%		
With a self-care disability:	35	0.5%		
No self-care disability:	7,236	99.5%		
18 to 34 years:			16,932	100.0%
With a self-care difficulty			200	1.2%
No self-care difficulty			16,732	98.8%
21 to 64 years:	37,929	100.0%		
With a self-care disability:	805	2.1%		
No self-care disability:	37,124	97.9%		
35 to 64 years:			29,516	100.0%
With a self-care difficulty			741	2.5%
No self-care difficulty			28,775	97.5%
65 to 74 years:	4,564	100.0%	5,814	100.0%
With a self-care disability	149	3.3%	272	4.7%
No self-care disability	4,415	96.7%	5,542	95.3%
75 years and over:	3,709	100.0%	4,366	100.0%
With a self-care disability	379	10.2%	386	8.8%
No self-care disability	3,330	89.8%	3,980	91.2%

¹Source: U.S. Census Bureau, Census 2000

²Source: U.S. Census Bureau, 2010-2012 American Community Survey

Demographics: Self-care Difficulty - Table 5f, Oneida

	Oneida			
	2000 ¹		2010-2012 ²	
	n	%	n	%
Self-care Difficulty				
Total	210,768	100.0%	212,473	100.0%
With a self-care disability	6,278	3.0%	175,590	82.6%
No self-care disability	204,490	97.0%	43,241	20.4%
5 to 15 years:	35,821	100.0%		
With a self-care disability	265	0.7%		
No self-care disability	35,556	99.3%		
5 to 17 years:			37,288	100.0%
With a self-care difficulty			405	1.1%
No self-care difficulty			36,883	98.9%
16 to 20 years:	16,039	100.0%		
With a self-care disability:	80	0.5%		
No self-care disability:	15,959	99.5%		
18 to 34 years:			47,906	100.0%
With a self-care difficulty			410	0.9%
No self-care difficulty			47,496	99.1%
21 to 64 years:	123,454	100.0%		
With a self-care disability:	3,068	2.5%		
No self-care disability:	120,386	97.5%		
35 to 64 years:			91,133	100.0%
With a self-care difficulty			2,612	2.9%
No self-care difficulty			88,521	97.1%
65 to 74 years:	17,962	100.0%	18,733	100.0%
With a self-care disability	853	4.7%	871	4.6%
No self-care disability	17,109	95.3%	17,862	95.4%
75 years and over:	17,492	100.0%	17,413	100.0%
With a self-care disability	2,012	11.5%	2,465	14.2%
No self-care disability	15,480	88.5%	14,948	85.8%

¹Source: U.S. Census Bureau, Census 2000

²Source: U.S. Census Bureau, 2010-2012 American Community Survey

Demographics: Self-care Difficulty - Table 5g, Otsego

	Otsego			
	2000 ¹		2010-2012 ²	
	n	%	n	%
Self-care Difficulty				
Total	58,155	100.0%	58,638	100.0%
With a self-care disability	1,850	3.2%	50,417	86.0%
No self-care disability	56,305	96.8%	9,411	16.0%
5 to 15 years:	9,080	100.0%		
With a self-care disability	95	1.0%		
No self-care disability	8,985	99.0%		
5 to 17 years:			8,331	100.0%
With a self-care difficulty			110	1.3%
No self-care difficulty			8,221	98.7%
16 to 20 years:	6,899	100.0%		
With a self-care disability:	64	0.9%		
No self-care disability:	6,835	99.1%		
18 to 34 years:			15,979	100.0%
With a self-care difficulty			122	0.8%
No self-care difficulty			15,857	99.2%
21 to 64 years:	33,295	100.0%		
With a self-care disability:	977	2.9%		
No self-care disability:	32,318	97.1%		
35 to 64 years:			24,131	100.0%
With a self-care difficulty			466	1.9%
No self-care difficulty			23,665	98.1%
65 to 74 years:	4,704	100.0%	5,564	100.0%
With a self-care disability	205	4.4%	115	2.1%
No self-care disability	4,499	95.6%	5,449	97.9%
75 years and over:	4,177	100.0%	4,633	100.0%
With a self-care disability	509	12.2%	487	10.5%
No self-care disability	3,668	87.8%	4,146	89.5%

¹Source: U.S. Census Bureau, Census 2000

²Source: U.S. Census Bureau, 2010-2012 American Community Survey

Demographics: Self-care Difficulty - Table 5h, Schoharie

	Schoharie			
	2000 ¹		2010-2012 ²	
	n	%	n	%
Self-care Difficulty				
Total	29,323	100.0%	30,752	100.0%
With a self-care disability	770	2.6%	25,990	84.5%
No self-care disability	28,553	97.4%	5,582	18.2%
5 to 15 years:	4,775	100.0%		
With a self-care disability	23	0.5%		
No self-care disability	4,752	99.5%		
5 to 17 years:			4,846	100.0%
With a self-care difficulty			84	1.7%
No self-care difficulty			4,762	98.3%
16 to 20 years:	3,033	100.0%		
With a self-care disability:	7	0.2%		
No self-care disability:	3,026	99.8%		
18 to 34 years:			6,874	100.0%
With a self-care difficulty			33	0.5%
No self-care difficulty			6,841	99.5%
21 to 64 years:	17,026	100.0%		
With a self-care disability:	369	2.2%		
No self-care disability:	16,657	97.8%		
35 to 64 years:			13,709	100.0%
With a self-care difficulty			338	2.5%
No self-care difficulty			13,371	97.5%
65 to 74 years:	2,480	100.0%	3,028	100.0%
With a self-care disability	131	5.3%	151	5.0%
No self-care disability	2,349	94.7%	2,877	95.0%
75 years and over:	2,009	100.0%	2,295	100.0%
With a self-care disability	240	11.9%	298	13.0%
No self-care disability	1,769	88.1%	1,997	87.0%

¹Source: U.S. Census Bureau, Census 2000

²Source: U.S. Census Bureau, 2010-2012 American Community Survey

Demographics: Disability Status of the Civilian Non-institutional Population - Table 6a, New York

	New York			
	2000 ¹		2010-2012 ²	
	n	%	n	%
Disability status of the civilian noninstitutional population				
Population 5 to 20 years	4,197,977	100.0%		
With a disability	370,856	8.8%		
Population 21 to 64 years	10,932,732	100.0%		
With a disability	2,294,611	21.0%		
Percent employed	54.1	(X)		
No disability	8,638,121	79.0%		
Percent employed	74.1	(X)		
Population 65 years and over	2,333,555	100.0%		
With a disability	940,680	40.3%		
Population 5 years and over	17,464,264			
With a disability	3,606,147	20.6%		
Population 5 to 15 years	2,937,665			
With a disability	181,450	6.2%		
Sensory	28,933	1.0%		
Physical	36,273	1.2%		
Mental Self-care	141,154	4.8%		
care	35,462	1.2%		
Population 16 to 64 years	12,193,044			
With a disability	2,484,017	20.4%		
Sensory	232,280	9.4%		
Physical	727,449	29.3%		
Mental Self-care	445,299	17.9%		
care	230,484	9.3%		
Going outside the home	1,025,473	41.3%		
Employment disability	1,612,931	64.9%		
Population 65 years and over	2,333,555			
With a disability	940,680	40.3%		
Sensory	293,707	12.6%		
Physical	625,437	26.8%		
Mental Self-care	241,264	10.3%		
care	231,369	9.9%		
Going outside the home	499,015	21.4%		
Population 18 to 34 years	4,404,271			
With a disability	745,028	16.9%		
Percent enrolled in college or graduate school		16.6%		
Percent not enrolled and with a bachelor's degree or higher		11.4%		
No disability	3,659,243	83.1%		
Percent enrolled in college or graduate school		24.1%		
Percent not enrolled and with a bachelor's degree or higher		21.7%		
Population 21 to 64 years	10,932,732			
With a disability	2,294,611	21%		
Percent employed		54.1%		
No disability	8,638,121	79.0%		
Percent employed		74.1%		

¹Source: U.S. Census Bureau, Census 2000²Source: U.S. Census Bureau, 2010-2012 American Community Survey

Demographics: Disability Status of the Civilian Non-institutional Population - Table 6b, Chenango

	Chenango			
	2000 ¹		2010-2012 ²	
	n	%	n	%
Disability status of the civilian noninstitutional population				
Population 5 to 20 years	11,988	100.0%		
With a disability	1,280	10.7%		
Population 21 to 64 years	28,290	100.0%		
With a disability	6,236	22.0%		
Percent employed	50.7	(X)		
No disability	22,054	78.0%		
Percent employed	79.2	(X)		
Population 65 years and over	7,061	100.0%		
With a disability	2,997	42.4%		
Population 5 years and over	47,339			
With a disability	10,513	22.2%		
Population 5 to 15 years	8,787			
With a disability	779	8.9%		
Sensory	149	1.7%		
Physical	111	1.3%		
Mental Self-care	699	8.0%		
Physical	85	1.0%		
Population 16 to 64 years	31,491			
With a disability	6,737	21.4%		
Sensory	948	14.1%		
Physical	3,101	46.0%		
Mental Self-care	1,521	22.6%		
Physical	726	10.8%		
Going outside the home	1,846	27.4%		
Employment disability	4,282	63.6%		
Population 65 years and over	7,061			
With a disability	2,997	42.4%		
Sensory	1,039	14.7%		
Physical	2,065	29.2%		
Mental Self-care	585	8.3%		
Going outside the home	602	8.5%		
Employment disability	1,425	20.2%		
Population 18 to 34 years	9,299			
With a disability	1,615	17.4%		
Percent enrolled in college or graduate school		8.7%		
Percent not enrolled and with a bachelor's degree or higher		2.8%		
No disability	7,684	82.6%		
Percent enrolled in college or graduate school		12.3%		
Percent not enrolled and with a bachelor's degree or higher		10.1%		
Population 21 to 64 years	28,290			
With a disability	6,236	22%		
Percent employed		50.7%		
No disability	22,054	78.0%		
Percent employed		79.2%		

¹Source: U.S. Census Bureau, Census 2000²Source: U.S. Census Bureau, 2010-2012 American Community Survey

Demographics: Disability Status of the Civilian Non-institutional Population - Table 6c, Delaware

	Delaware			
	2000 ¹		2010-2012 ²	
	n	%	n	%
Disability status of the civilian noninstitutional population				
Population 5 to 20 years	10,681	100.0%		
With a disability	1,068	10.0%		
Population 21 to 64 years	25,827	100.0%		
With a disability	5,738	22.2%		
Percent employed	51.3	(X)		
No disability	20,089	77.8%		
Percent employed	77.3	(X)		
Population 65 years and over	8,302	100.0%		
With a disability	3,221	38.8%		
Population 5 years and over	44,810			
With a disability	10,027	22.4%		
Population 5 to 15 years	7,066			
With a disability	602	8.5%		
Sensory	98	1.4%		
Physical	120	1.7%		
Mental Self-care	518	7.3%		
Mental Self-care	65	0.9%		
Population 16 to 64 years	29,442			
With a disability	6,204	21.1%		
Sensory	712	11.5%		
Physical	2,714	43.7%		
Mental Self-care	1,533	24.7%		
Mental Self-care	726	11.7%		
Going outside the home	1,709	27.5%		
Employment disability	3,828	61.7%		
Population 65 years and over	8,302			
With a disability	3,221	38.8%		
Sensory	1,153	13.9%		
Physical	2,155	26.0%		
Mental Self-care	713	8.6%		
Mental Self-care	632	7.6%		
Going outside the home	1,599	19.3%		
Population 18 to 34 years	8,567			
With a disability	1,378	16.1%		
Percent enrolled in college or graduate school		21.6%		
Percent not enrolled and with a bachelor's degree or higher		5.2%		
No disability	7,189	83.9%		
Percent enrolled in college or graduate school		22.8%		
Percent not enrolled and with a bachelor's degree or higher		10.5%		
Population 21 to 64 years	25,827			
With a disability	5,738	22%		
Percent employed		51.3%		
No disability	20,089	77.8%		
Percent employed		77.3%		

¹Source: U.S. Census Bureau, Census 2000²Source: U.S. Census Bureau, 2010-2012 American Community Survey

Demographics: Disability Status of the Civilian Non-institutional Population - Table 6d, Herkimer

	Herkimer			
	2000 ¹		2010-2012 ²	
	n	%	n	%
Disability status of the civilian noninstitutional population				
Population 5 to 20 years	14,556	100.0%		
With a disability	1,174	8.1%		
Population 21 to 64 years	35,310	100.0%		
With a disability	6,475	18.3%		
Percent employed	51.1	(X)		
No disability	28,835	81.7%		
Percent employed	79.8	(X)		
Population 65 years and over	10,288	100.0%		
With a disability	4,040	39.3%		
Population 5 years and over	60,154			
With a disability	11,689	19.4%		
Population 5 to 15 years	10,133			
With a disability	657	6.5%		
Sensory	113	1.1%		
Physical	127	1.3%		
Mental Self-care	550	5.4%		
89	0.9%			
Population 16 to 64 years	39,733			
With a disability	6,992	17.6%		
Sensory	968	13.8%		
Physical	2,983	42.7%		
Mental Self-care	1,649	23.6%		
747	10.7%			
Going outside the home	1,948	27.9%		
Employment disability	4,355	62.3%		
Population 65 years and over	10,288			
With a disability	4,040	39.3%		
Sensory	1,563	15.2%		
Physical	2,572	25.0%		
Mental Self-care	794	7.7%		
789	7.7%			
Going outside the home	1,887	18.3%		
Population 18 to 34 years	12,505			
With a disability	1,747	14.0%		
Percent enrolled in college or graduate school	16.3	16.3%		
Percent not enrolled and with a bachelor's degree or higher		4.5%		
No disability	10,758	86.0%		
Percent enrolled in college or graduate school		19.1%		
Percent not enrolled and with a bachelor's degree or higher		11.4%		
Population 21 to 64 years	35,310			
With a disability	6,475	18%		
Percent employed		51.1%		
No disability	28,835	81.7%		
Percent employed	79.8	79.8%		

¹Source: U.S. Census Bureau, Census 2000²Source: U.S. Census Bureau, 2010-2012 American Community Survey

Demographics: Disability Status of the Civilian Non-institutional Population - Table 6e, Madison

	Madison			
	2000 ¹		2010-2012 ²	
	n	%	n	%
Disability status of the civilian noninstitutional population				
Population 5 to 20 years	18,283	100.0%		
With a disability	1,587	8.7%		
Population 21 to 64 years	37,929	100.0%		
With a disability	6,739	17.8%		
Percent employed	54.9	(X)		
No disability	31,190	82.2%		
Percent employed	79.6	(X)		
Population 65 years and over	8,273	100.0%		
With a disability	2,962	35.8%		
Population 5 years and over	64,485			
With a disability	11,288	17.5%		
Population 5 to 15 years	11,012			
With a disability	739	6.7%		
Sensory	140	1.3%		
Physical	109	1.0%		
Mental Self-care	607	5.5%		
99	99	0.9%		
Population 16 to 64 years	45,200			
With a disability	7,587	16.8%		
Sensory	1,051	13.9%		
Physical	3,130	41.3%		
Mental Self-care	1,932	25.5%		
840	840	11.1%		
Going outside the home	1,883	24.8%		
Employment disability	4,557	60.1%		
Population 65 years and over	8,273			
With a disability	2,962	35.8%		
Sensory	947	11.4%		
Physical	1,927	23.3%		
Mental Self-care	580	7.0%		
528	528	6.4%		
Going outside the home	1,236	14.9%		
Population 18 to 34 years	15,926			
With a disability	2,033	12.8%		
Percent enrolled in college or graduate school	25.2	25.2%		
Percent not enrolled and with a bachelor's degree or higher		6.5%		
No disability	13,893	87.2%		
Percent enrolled in college or graduate school		35.1%		
Percent not enrolled and with a bachelor's degree or higher		11.6%		
Population 21 to 64 years	37,929			
With a disability	6,739	18%		
Percent employed		54.9%		
No disability	31,190	82.2%		
Percent employed		79.6%		

¹Source: U.S. Census Bureau, Census 2000²Source: U.S. Census Bureau, 2010-2012 American Community Survey

Demographics: Disability Status of the Civilian Non-institutional Population - Table 6f, Oneida

	Oneida			
	2000 ¹		2010-2012 ²	
	n	%	n	%
Disability status of the civilian noninstitutional population				
Population 5 to 20 years	51,860	100.0%		
With a disability	4,133	8.0%		
Population 21 to 64 years	123,454	100.0%		
With a disability	26,061	21.1%		
Percent employed	50.7	(X)		
No disability	97,393	78.9%		
Percent employed	79.9	(X)		
Population 65 years and over	35,454	100.0%		
With a disability	13,912	39.2%		
Population 5 years and over	210,768			
With a disability	44,106	20.9%		
Population 5 to 15 years	35,821			
With a disability	2,122	5.9%		
Sensory	315	0.9%		
Physical	261	0.7%		
Mental Self-care	1,826	5.1%		
Mental Self-care	265	0.7%		
Population 16 to 64 years	139,493			
With a disability	28,072	20.1%		
Sensory	3,638	13.0%		
Physical	11,638	41.5%		
Mental Self-care	6,524	23.2%		
Mental Self-care	3,148	11.2%		
Going outside the home	8,421	30.0%		
Employment disability	17,853	63.6%		
Population 65 years and over	35,454			
With a disability	13,912	39.2%		
Sensory	4,686	13.2%		
Physical	8,824	24.9%		
Mental Self-care	2,660	7.5%		
Mental Self-care	2,865	8.1%		
Going outside the home	6,607	18.6%		
Population 18 to 34 years	45,400			
With a disability	7,340	16.2%		
Percent enrolled in college or graduate school		11.6%		
Percent not enrolled and with a bachelor's degree or higher		5.4%		
No disability	38,060	83.8%		
Percent enrolled in college or graduate school		23.5%		
Percent not enrolled and with a bachelor's degree or higher		12.3%		
Population 21 to 64 years	123,454			
With a disability	26,061	21%		
Percent employed		50.7%		
No disability	97,393	78.9%		
Percent employed		79.9%		

¹Source: U.S. Census Bureau, Census 2000²Source: U.S. Census Bureau, 2010-2012 American Community Survey

Demographics: Disability Status of the Civilian Non-institutional Population - Table 6g, Otsego

	Otsego			
	2000 ¹		2010-2012 ²	
	n	%	n	%
Disability status of the civilian noninstitutional population				
Population 5 to 20 years	15,979	100.0%		
With a disability	1,360	8.5%		
Population 21 to 64 years	33,295	100.0%		
With a disability	6,460	19.4%		
Percent employed	50.1	(X)		
No disability	26,835	80.6%		
Percent employed	78	(X)		
Population 65 years and over	8,881	100.0%		
With a disability	3,352	37.7%		
Population 5 years and over	58,155			
With a disability	11,172	19.2%		
Population 5 to 15 years	9,080			
With a disability	656	7.2%		
Sensory	72	0.8%		
Physical	74	0.8%		
Mental Self-care	580	6.4%		
Physical	95	1.0%		
Population 16 to 64 years	40,194			
With a disability	7,164	17.8%		
Sensory	1,029	14.4%		
Physical	2,944	41.1%		
Mental Self-care	1,852	25.9%		
Physical	1,041	14.5%		
Going outside the home	2,175	30.4%		
Employment disability	4,664	65.1%		
Population 65 years and over	8,881			
With a disability	3,352	37.7%		
Sensory	1,202	13.5%		
Physical	2,267	25.5%		
Mental Self-care	727	8.2%		
Physical	714	8.0%		
Going outside the home	1,533	17.3%		
Population 18 to 34 years	15,224			
With a disability	2,031	13.3%		
Percent enrolled in college or graduate school		32.3%		
Percent not enrolled and with a bachelor's degree or higher		6.6%		
No disability	13,193	86.7%		
Percent enrolled in college or graduate school		44.8%		
Percent not enrolled and with a bachelor's degree or higher		10.4%		
Population 21 to 64 years	33,295			
With a disability	6,460	19%		
Percent employed		50.1%		
No disability	26,835	80.6%		
Percent employed		78.0%		

¹Source: U.S. Census Bureau, Census 2000²Source: U.S. Census Bureau, 2010-2012 American Community Survey

Demographics: Disability Status of the Civilian Non-institutional Population - Table 6h, Schoharie

	Schoharie			
	2000 ¹		2010-2012 ²	
	n	%	n	%
Disability status of the civilian noninstitutional population				
Population 5 to 20 years	7,808	100.0%		
With a disability	778	10.0%		
Population 21 to 64 years	17,026	100.0%		
With a disability	3,045	17.9%		
Percent employed	51.5	(X)		
No disability	13,981	82.1%		
Percent employed	78.5	(X)		
Population 65 years and over	4,489	100.0%		
With a disability	1,777	39.6%		
Population 5 years and over	29,323			
With a disability	5,600	19.1%		
Population 5 to 15 years	4,775			
With a disability	432	9.0%		
Sensory	95	2.0%		
Physical	25	0.5%		
Mental Self-care	364	7.6%		
Mental Self-care	23	0.5%		
Population 16 to 64 years	20,059			
With a disability	3,391	16.9%		
Sensory	551	16.2%		
Physical	1,405	41.4%		
Mental Self-care	981	28.9%		
Going outside the home	376	11.1%		
Employment disability	823	24.3%		
Employment disability	1,979	58.4%		
Population 65 years and over	4,489			
With a disability	1,777	39.6%		
Sensory	620	13.8%		
Physical	1,174	26.2%		
Mental Self-care	413	9.2%		
Going outside the home	371	8.3%		
Going outside the home	788	17.6%		
Population 18 to 34 years	6,579			
With a disability	837	12.7%		
Percent enrolled in college or graduate school		31.4%		
Percent not enrolled and with a bachelor's degree or higher		3.1%		
No disability	5,742	87.3%		
Percent enrolled in college or graduate school		28.0%		
Percent not enrolled and with a bachelor's degree or higher		8.8%		
Population 21 to 64 years	17,026			
With a disability	3,045	18%		
Percent employed		51.5%		
No disability	13,981	82.1%		
Percent employed		78.5%		

¹Source: U.S. Census Bureau, Census 2000²Source: U.S. Census Bureau, 2010-2012 American Community Survey

Demographics: Total Civilian Non-institutionalized Population with a Disability - Table 7a, New York

	New York			
	2000 ¹		2010-2012 ²	
	n	%	n	%
Total civilian noninstitutionalized population with a disability			2,067,868	10.80%
Population under 5 years			8,624	0.70%
With a hearing difficulty			5,951	0.50%
With a vision difficulty			4,768	0.40%
Population 5 to 17 years			144,989	4.60%
With a hearing difficulty			16,382	0.50%
With a vision difficulty			18,946	0.60%
With a cognitive difficulty			108,300	3.50%
With an ambulatory difficulty			20,056	0.60%
With a self-care difficulty			29,509	0.90%
Population 18 to 64 years			1,038,027	8.40%
With a hearing difficulty			178,979	1.40%
With a vision difficulty			161,818	1.30%
With a cognitive difficulty			411,494	3.30%
With an ambulatory difficulty			540,778	4.40%
With a self-care difficulty			186,611	1.50%
With an independent living difficulty			368,575	3.00%
Population 65 years and over			876,228	33.90%
With a hearing difficulty			307,147	11.90%
With a vision difficulty			162,398	6.30%
With a cognitive difficulty			227,381	8.80%
With an ambulatory difficulty			596,884	23.10%
With a self-care difficulty			231,909	9.00%
With an independent living difficulty			420,391	16.30%

¹Source: U.S. Census Bureau, Census 2000

²Source: U.S. Census Bureau, 2010-2012 American Community Survey

Demographics: Total Civilian Non-institutionalized Population with a Disability - Table 7b, Chenango

	Chenango			
	2000 ¹		2010-2012 ²	
	n	%	n	%
Total civilian noninstitutionalized population with a disability			7,523	15.20%
Population under 5 years			0	0.00%
With a hearing difficulty			0	0.00%
With a vision difficulty			0	0.00%
Population 5 to 17 years			739	8.80%
With a hearing difficulty			174	2.10%
With a vision difficulty			85	1.00%
With a cognitive difficulty			543	6.50%
With an ambulatory difficulty			68	0.80%
With a self-care difficulty			73	0.90%
Population 18 to 64 years			3,887	12.90%
With a hearing difficulty			862	2.90%
With a vision difficulty			600	2.00%
With a cognitive difficulty			1,636	5.40%
With an ambulatory difficulty			2,242	7.40%
With a self-care difficulty			962	3.20%
With an independent living difficulty			1,462	4.80%
Population 65 years and over			2,897	34.80%
With a hearing difficulty			1,163	14.00%
With a vision difficulty			428	5.10%
With a cognitive difficulty			710	8.50%
With an ambulatory difficulty			1,831	22.00%
With a self-care difficulty			655	7.90%
With an independent living difficulty			1,347	16.20%

¹Source: U.S. Census Bureau, Census 2000

²Source: U.S. Census Bureau, 2010-2012 American Community Survey

Demographics: Total Civilian Non-institutionalized Population with a Disability - Table 7c, Delaware

	Delaware			
	2000 ¹		2010-2012 ²	
	n	%	n	%
Total civilian noninstitutionalized population with a disability			6,777	14.40%
Population under 5 years			0	0.00%
With a hearing difficulty			0	0.00%
With a vision difficulty			0	0.00%
Population 5 to 17 years			333	4.90%
With a hearing difficulty			42	0.60%
With a vision difficulty			13	0.20%
With a cognitive difficulty			282	4.20%
With an ambulatory difficulty			17	0.30%
With a self-care difficulty			17	0.30%
Population 18 to 64 years			3,554	12.40%
With a hearing difficulty			629	2.20%
With a vision difficulty			429	1.50%
With a cognitive difficulty			1,310	4.60%
With an ambulatory difficulty			1,842	6.40%
With a self-care difficulty			619	2.20%
With an independent living difficulty			1,237	4.30%
Population 65 years and over			2,890	31.60%
With a hearing difficulty			1,218	13.30%
With a vision difficulty			395	4.30%
With a cognitive difficulty			539	5.90%
With an ambulatory difficulty			1,727	18.90%
With a self-care difficulty			488	5.30%
With an independent living difficulty			933	10.20%

¹Source: U.S. Census Bureau, Census 2000

²Source: U.S. Census Bureau, 2010-2012 American Community Survey

Demographics: Total Civilian Non-institutionalized Population with a Disability - Table 7d, Herkimer

	Herkimer			
	2000 ¹		2010-2012 ²	
	n	%	n	%
Total civilian noninstitutionalized population with a disability			8,441	13.20%
Population under 5 years			72	2.10%
With a hearing difficulty			68	2.00%
With a vision difficulty			15	0.40%
Population 5 to 17 years			649	6.20%
With a hearing difficulty			108	1.00%
With a vision difficulty			68	0.60%
With a cognitive difficulty			509	4.80%
With an ambulatory difficulty			38	0.40%
With a self-care difficulty			38	0.40%
Population 18 to 64 years			4,251	10.80%
With a hearing difficulty			840	2.10%
With a vision difficulty			340	0.90%
With a cognitive difficulty			1,757	4.50%
With an ambulatory difficulty			2,452	6.30%
With a self-care difficulty			759	1.90%
With an independent living difficulty			1,436	3.70%
Population 65 years and over			3,469	32.60%
With a hearing difficulty			1,692	15.90%
With a vision difficulty			745	7.00%
With a cognitive difficulty			751	7.10%
With an ambulatory difficulty			2,023	19.00%
With a self-care difficulty			717	6.70%
With an independent living difficulty			1,483	14.00%

¹Source: U.S. Census Bureau, Census 2000

²Source: U.S. Census Bureau, 2010-2012 American Community Survey

Demographics: Total Civilian Non-institutionalized Population with a Disability - Table 7e, Madison

	Madison			
	2000 ¹		2010-2012 ²	
	n	%	n	%
Total civilian noninstitutionalized population with a disability			7,410	10.30%
Population under 5 years			5	0.10%
With a hearing difficulty			5	0.10%
With a vision difficulty			0	0.00%
Population 5 to 17 years			685	5.80%
With a hearing difficulty			17	0.10%
With a vision difficulty			21	0.20%
With a cognitive difficulty			555	4.70%
With an ambulatory difficulty			57	0.50%
With a self-care difficulty			278	2.40%
Population 18 to 64 years			3,785	8.10%
With a hearing difficulty			735	1.60%
With a vision difficulty			557	1.20%
With a cognitive difficulty			1,496	3.20%
With an ambulatory difficulty			2,113	4.50%
With a self-care difficulty			941	2.00%
With an independent living difficulty			1,852	4.00%
Population 65 years and over			2,935	28.80%
With a hearing difficulty			1,182	11.60%
With a vision difficulty			410	4.00%
With a cognitive difficulty			862	8.50%
With an ambulatory difficulty			1,882	18.50%
With a self-care difficulty			658	6.50%
With an independent living difficulty			1,303	12.80%

¹Source: U.S. Census Bureau, Census 2000

²Source: U.S. Census Bureau, 2010-2012 American Community Survey

Demographics: Total Civilian Non-institutionalized Population with a Disability - Table 7f, Oneida

	Oneida			
	2000 ¹		2010-2012 ²	
	n	%	n	%
Total civilian noninstitutionalized population with a disability			33,942	15.00%
Population under 5 years			0	0.00%
With a hearing difficulty			0	0.00%
With a vision difficulty			0	0.00%
Population 5 to 17 years			3,012	8.10%
With a hearing difficulty			286	0.80%
With a vision difficulty			501	1.30%
With a cognitive difficulty			2,287	6.10%
With an ambulatory difficulty			233	0.60%
With a self-care difficulty			405	1.10%
Population 18 to 64 years			17,697	12.70%
With a hearing difficulty			3,544	2.50%
With a vision difficulty			2,379	1.70%
With a cognitive difficulty			8,057	5.80%
With an ambulatory difficulty			8,467	6.10%
With a self-care difficulty			3,022	2.20%
With an independent living difficulty			6,643	4.80%
Population 65 years and over			13,233	36.60%
With a hearing difficulty			5,661	15.70%
With a vision difficulty			2,571	7.10%
With a cognitive difficulty			3,244	9.00%
With an ambulatory difficulty			8,321	23.00%
With a self-care difficulty			3,336	9.20%
With an independent living difficulty			6,236	17.30%

¹Source: U.S. Census Bureau, Census 2000

²Source: U.S. Census Bureau, 2010-2012 American Community Survey

Demographics: Total Civilian Non-institutionalized Population with a Disability - Table 7g, Otsego

	Otsego			
	2000 ¹		2010-2012 ²	
	n	%	n	%
Total civilian noninstitutionalized population with a disability			7,794	12.70%
Population under 5 years			5	0.20%
With a hearing difficulty			0	0.00%
With a vision difficulty			5	0.20%
Population 5 to 17 years			436	5.20%
With a hearing difficulty			6	0.10%
With a vision difficulty			27	0.30%
With a cognitive difficulty			403	4.80%
With an ambulatory difficulty			93	1.10%
With a self-care difficulty			110	1.30%
Population 18 to 64 years			4,056	10.10%
With a hearing difficulty			1,032	2.60%
With a vision difficulty			602	1.50%
With a cognitive difficulty			1,841	4.60%
With an ambulatory difficulty			1,641	4.10%
With a self-care difficulty			588	1.50%
With an independent living difficulty			1,185	3.00%
Population 65 years and over			3,297	32.30%
With a hearing difficulty			1,514	14.80%
With a vision difficulty			784	7.70%
With a cognitive difficulty			669	6.60%
With an ambulatory difficulty			1,819	17.80%
With a self-care difficulty			602	5.90%
With an independent living difficulty			1,370	13.40%

¹Source: U.S. Census Bureau, Census 2000

²Source: U.S. Census Bureau, 2010-2012 American Community Survey

Demographics: Total Civilian Non-institutionalized Population with a Disability - Table 7h, Schoharie

	Schoharie			
	2000 ¹		2010-2012 ²	
	n	%	n	%
Total civilian noninstitutionalized population with a disability			5,140	15.90%
Population under 5 years			15	1.00%
With a hearing difficulty			0	0.00%
With a vision difficulty			15	1.00%
Population 5 to 17 years			378	7.80%
With a hearing difficulty			60	1.20%
With a vision difficulty			38	0.80%
With a cognitive difficulty			197	4.10%
With an ambulatory difficulty			42	0.90%
With a self-care difficulty			84	1.70%
Population 18 to 64 years			2,567	12.50%
With a hearing difficulty			772	3.80%
With a vision difficulty			249	1.20%
With a cognitive difficulty			925	4.50%
With an ambulatory difficulty			1,045	5.10%
With a self-care difficulty			371	1.80%
With an independent living difficulty			846	4.10%
Population 65 years and over			2,180	41.00%
With a hearing difficulty			1,092	20.50%
With a vision difficulty			435	8.20%
With a cognitive difficulty			429	8.10%
With an ambulatory difficulty			1,241	23.30%
With a self-care difficulty			449	8.40%
With an independent living difficulty			861	16.20%

¹Source: U.S. Census Bureau, Census 2000

²Source: U.S. Census Bureau, 2010-2012 American Community Survey

Demographics: Language Spoken at Home & Place of Birth - Table 8a, New York

	New York			
	2000 ¹		2010-2012 ²	
	n	%	n	%
Language Spoken At Home				
Population 5 years and over	17,749,110	100.0%	18,330,655	100.0%
English only	12,786,189	72.0%	12,803,632	69.80%
Language other than English	4,962,921	28.0%	5,527,023	30.20%
Speak English less than "very well"	2,310,256	13.0%	2,466,402	13.50%
Spanish	2,416,126	13.6%	2,718,314	14.80%
Speak English less than "very well"	1,182,068	6.7%	1,242,383	6.80%
Other Indo-European languages	1,654,540	9.3%	1,650,660	9.00%
Speak English less than "very well"	663,874	3.7%	634,780	3.50%
Asian and Pacific Islander languages	671,019	3.8%	878,387	4.80%
Speak English less than "very well"	395,159	2.2%	500,431	2.70%
Other languages	-	-	279,662	1.50%
Speak English less than "very well"	-	-	88,808	0.50%
Place Of Birth				
Total population	18,976,457	100.0%	19,490,373	19,490,373
Native	15,108,324	79.6%	15,142,342	77.70%
Born in United States	14,589,263	76.9%	14,671,019	75.30%
State of residence	12,384,940	65.3%	12,392,401	63.60%
Different state	2,204,323	11.6%	2,278,618	11.70%
Born outside United States	519,061	2.7%	471,323	2.40%
Foreign born	3,868,133	20.4%	4,348,031	22.30%

¹Source: U.S. Census Bureau, Census 2000

²Source: U.S. Census Bureau, 2010-2012 American Community Survey

Demographics: Language Spoken at Home & Place of Birth - Table 8b, Chenango

	Chenango			
	2000 ¹		2010-2012 ²	
	n	%	n	%
Language Spoken At Home				
Population 5 years and over	48,341	100.0%	47,527	100.0%
English only	46,520	96.2%	46,106	97.00%
Language other than English	1,821	3.8%	1,421	3.00%
Speak English less than "very well"	523		1,168	1.40%
Spanish	603		1,256	1.20%
Speak English less than "very well"	162	0.3%	312	0.70%
Other Indo-European languages	1,061	2.2%	718	1.50%
Speak English less than "very well"	310	0.6%	311	0.70%
Asian and Pacific Islander languages	109	0.2%	96	0.20%
Speak English less than "very well"	42	0.1%	62	0.10%
Other languages	-	-	51	0.10%
Speak English less than "very well"	-	-	0	0.00%
Place Of Birth				
Total population	51,401	100.0%	50,162	50,162
Native	50,514	98.3%	49,229	98.10%
Born in United States	50,245	97.8%	48,886	97.50%
State of residence	43,231	84.1%	41,684	83.10%
Different state	7,014	13.6%	7,202	14.40%
Born outside United States	269	0.5%	343	0.70%
Foreign born	887	1.7%	933	1.90%

¹Source: U.S. Census Bureau, Census 2000

²Source: U.S. Census Bureau, 2010-2012 American Community Survey

Demographics: Language Spoken at Home & Place of Birth - Table 8c, Delaware

	Delaware			
	2000 ¹		2010-2012 ²	
	n	%	n	%
Language Spoken At Home				
Population 5 years and over	45,612	100.0%	45,190	100.0%
English only	42,860	94.0%	42,613	94.30%
Language other than English	2,752	6.0%	2,577	5.70%
Speak English less than "very well"	792	1.7%	605	1.30%
Spanish	903	2.0%	1,065	2.40%
Speak English less than "very well"	246	0.5%	329	0.70%
Other Indo-European languages	1,634	3.6%	1,237	2.70%
Speak English less than "very well"	451	1.0%	201	0.40%
Asian and Pacific Islander languages	164	0.4%	176	0.40%
Speak English less than "very well"	80	0.2%	51	0.10%
Other languages	-	-	99	0.20%
Speak English less than "very well"	-	-	24	0.10%
Place Of Birth				
Total population	48,055	100.0%	47,570	47,570
Native	46,407	96.6%	45,970	96.60%
Born in United States	46,175	96.1%	45,648	96.00%
State of residence	38,936	81.0%	38,672	81.30%
Different state	7,239	15.1%	6,976	14.70%
Born outside United States	232	0.5%	322	0.70%
Foreign born	1,648	3.4%	1,600	3.40%

¹Source: U.S. Census Bureau, Census 2000

²Source: U.S. Census Bureau, 2010-2012 American Community Survey

Demographics: Language Spoken at Home & Place of Birth - Table 8d, Herkimer

	Herkimer			
	2000 ¹ n		2010-2012 ² n	%
Language Spoken At Home				
Population 5 years and over	60,861	100.0%	61,096	100.0%
English only	57,720	94.8%	56,955	93.20%
Language other than English	3,141	5.2%	4,141	6.80%
Speak English less than "very well"	994	1.6%	1,276	2.10%
Spanish	715	1.2%	1,045	1.70%
Speak English less than "very well"	207	0.3%	244	0.40%
Other Indo-European languages	2,271	3.7%	2,850	4.70%
Speak English less than "very well"	733	1.2%	959	1.60%
Asian and Pacific Islander languages	141	0.2%	24	0.00%
Speak English less than "very well"	50	0.1%	19	0.00%
Other languages	-	-	222	0.40%
Speak English less than "very well"	-	-	54	0.10%
Place Of Birth				
Total population	64,427	100.0%	64,530	64,530
Native	63,130	98.0%	61,956	96.00%
Born in United States	62,750	97.4%	61,514	95.30%
State of residence	56,978	88.4%	55,315	85.70%
Different state	5,772	9.0%	6,199	9.60%
Born outside United States	380	0.6%	442	0.70%
Foreign born	1,297	2.0%	2,574	4.00%

¹Source: U.S. Census Bureau, Census 2000

²Source: U.S. Census Bureau, 2010-2012 American Community Survey

Demographics: Language Spoken at Home & Place of Birth - Table 8e, Madison

	Madison			
	2000 ¹		2010-2012 ²	
	n	%	n	%
Language Spoken At Home				
Population 5 years and over	65,323	100.0%	69,205	100.0%
English only	62,076	95.0%	66,971	96.80%
Language other than English	3,247	5.0%	2,234	3.20%
Speak English less than "very well"	944	1.4%	495	0.70%
Spanish	1,241	1.9%	648	0.90%
Speak English less than "very well"	414	0.6%	160	0.20%
Other Indo-European languages	1,384	2.1%	1,131	1.60%
Speak English less than "very well"	353	0.5%	240	0.30%
Asian and Pacific Islander languages	281	0.4%	287	0.40%
Speak English less than "very well"	112	0.2%	87	0.10%
Other languages	-	-	168	0.20%
Speak English less than "very well"	-	-	8	0.00%
Place Of Birth				
Total population	69,441	100.0%	72,881	72,881
Native	67,883	97.8%	71,439	98.00%
Born in United States	67,550	97.3%	70,875	97.20%
State of residence	57,903	83.4%	59,260	81.30%
Different state	9,647	13.9%	11,615	15.90%
Born outside United States	333	0.5%	564	0.80%
Foreign born	1,558	2.2%	1,442	2.00%

¹Source: U.S. Census Bureau, Census 2000

²Source: U.S. Census Bureau, 2010-2012 American Community Survey

Demographics: Language Spoken at Home & Place of Birth - Table 8f, Oneida

	Oneida			
	2000 ¹		2010-2012 ²	
	n	%	n	%
Language Spoken At Home				
Population 5 years and over	222,067	100.0%	221,013	100.0%
English only	200,750	90.4%	193,769	87.70%
Language other than English	21,317	9.6%	27,244	12.30%
Speak English less than "very well"	8,968	4.0%	11,742	5.30%
Spanish	5,983	2.7%	7,620	3.40%
Speak English less than "very well"	2,178	1.0%	2,373	1.10%
Other Indo-European languages	12,861	5.8%	13,132	5.90%
Speak English less than "very well"	5,374	2.4%	5,236	2.40%
Asian and Pacific Islander languages	1,862	0.8%	5,020	2.30%
Speak English less than "very well"	1,237	0.6%	3,408	1.50%
Other languages	-	-	1,472	0.70%
Speak English less than "very well"	-	-	725	0.30%
Place Of Birth				
Total population	235,469	100.0%	234,193	234,193
Native	223,122	94.8%	216,616	92.50%
Born in United States	219,790	93.3%	213,112	91.00%
State of residence	193,249	82.1%	188,697	80.60%
Different state	26,541	11.3%	24,415	10.40%
Born outside United States	3,332	1.4%	3,504	1.50%
Foreign born	12,347	5.2%	17,577	7.50%

¹Source: U.S. Census Bureau, Census 2000

²Source: U.S. Census Bureau, 2010-2012 American Community Survey

Demographics: Language Spoken at Home & Place of Birth - Table 8g, Otsego

	Otsego			
	2000 ¹		2010-2012 ²	
	n	%	n	%
Language Spoken At Home				
Population 5 years and over	58,752	100.0%	59,282	100.0%
English only	55,731	94.9%	55,592	93.80%
Language other than English	3,021	5.1%	3,690	6.20%
Speak English less than "very well"	792	1.3%	770	1.30%
Spanish	1,244	2.1%	1,501	2.50%
Speak English less than "very well"	277	0.5%	295	0.50%
Other Indo-European languages	1,457	2.5%	1,588	2.70%
Speak English less than "very well"	428	0.7%	150	0.30%
Asian and Pacific Islander languages	203	0.3%	516	0.90%
Speak English less than "very well"	56	0.1%	280	0.50%
Other languages	-	-	85	0.10%
Speak English less than "very well"	-	-	45	0.10%
Place Of Birth				
Total population	61,676	100.0%	61,965	61,965
Native	60,260	97.7%	59,578	96.10%
Born in United States	59,774	96.9%	59,181	95.50%
State of residence	50,063	81.2%	48,930	79.00%
Different state	9,711	15.7%	10,251	16.50%
Born outside United States	486	0.8%	397	0.60%
Foreign born	1,416	2.3%	2,387	3.90%

¹Source: U.S. Census Bureau, Census 2000

²Source: U.S. Census Bureau, 2010-2012 American Community Survey

Demographics: Language Spoken at Home & Place of Birth - Table 8h, Schoharie

	Schoharie			
	2000 ¹		2010-2012 ²	
	n	%	n	%
Language Spoken At Home				
Population 5 years and over	29,826	100.0%	NA	NA
English only	28,415	95.3%	NA	NA
Language other than English	1,411	4.7%	NA	NA
Speak English less than "very well"	389	1.3%	NA	NA
Spanish	516	1.7%	NA	NA
Speak English less than "very well"	138	0.5%	NA	NA
Other Indo-European languages	821	2.8%	NA	NA
Speak English less than "very well"	248	0.8%	NA	NA
Asian and Pacific Islander languages	55	0.2%	NA	NA
Speak English less than "very well"	1	0.0%	NA	NA
Other languages	-	-	NA	NA
Speak English less than "very well"	-	-	NA	NA
Place Of Birth				
Total population	31,582	100.0%	32,473	32,473
Native	30,833	97.6%	31,652	97.50%
Born in United States	30,657	97.1%	31,479	96.90%
State of residence	26,560	84.1%	26,680	82.20%
Different state	4,097	13.0%	4,799	14.80%
Born outside United States	176	0.6%	173	0.50%
Foreign born	749	2.4%	821	2.50%

¹Source: U.S. Census Bureau, Census 2000

²Source: U.S. Census Bureau, 2010-2012 American Community Survey

Demographics: Ancestry - Table 9a, New York

	New York			
	2000 ¹		2010-2012 ²	
	n	%	n	%
Ancestry				
Total population	18,976,457	100.0%	19,490,373	19,490,373
Arab	121,925	0.6%	159,308	0.80%
Czech	76,820	0.4%	56,156	0.30%
Danish	38,587	0.2%	33,208	0.20%
Dutch	272,904	1.4%	251,229	1.30%
English	1,140,036	6.0%	1,077,821	5.50%
French (except Basque)	479,199	2.5%	461,169	2.40%
French Canadian	151,839	0.8%	122,204	0.60%
German	2,122,620	11.2%	2,103,881	10.80%
Greek	159,763	0.8%	156,293	0.80%
Hungarian	137,029	0.7%	148,579	0.80%
Irish	2,454,469	12.9%	2,495,116	12.80%
Italian	2,737,146	14.4%	2,636,152	13.50%
Lithuanian	49,083	0.3%	44,363	0.20%
Norwegian	90,524	0.5%	80,338	0.40%
Polish	986,141	5.2%	969,674	5.00%
Portuguese	43,839	0.2%	54,714	0.30%
Russian	460,261	2.4%	455,491	2.30%
Scotch-Irish	138,844	0.7%	71,552	0.40%
Scottish	212,275	1.1%	208,143	1.10%
Slovak	37,863	0.2%	34,634	0.20%
Subsaharan African	166,508	0.9%	241,643	1.20%
Swedish	133,788	0.7%	124,825	0.60%
Swiss	38,721	0.2%	36,578	0.20%
Ukrainian	148,700	0.8%	133,641	0.70%
United States or American	717,234	3.8%	933,484	4.80%
Welsh	85,356	0.4%	84,095	0.40%
West Indian (excluding Hispanic groups)	685,874	3.6%	812,581	4.20%
Other ancestries	6,494,033	34.2%		

¹Source: U.S. Census Bureau, Census 2000

²Source: U.S. Census Bureau, 2010-2012 American Community Survey

Demographics: Ancestry - Table 9b, Chenango

	Chenango			
	2000 ¹		2010-2012 ²	
	n	%	n	%
Ancestry				
Total population	51,401	100.0%	50,162	50,162
Arab	162	1.3%	26	0.10%
Czech	205	1.4%	308	0.60%
Danish	293	0.6%	227	0.50%
Dutch	2,634	5.1%	1,785	3.60%
English	10,057	19.6%	9,302	18.50%
French (except Basque)	1,930	3.8%	2,204	4.40%
French Canadian	673	1.3%	353	0.70%
German	8,490	16.5%	8,814	17.60%
Greek	88	0.2%	118	0.20%
Hungarian	205	0.4%	378	0.80%
Irish	8,095	15.7%	8,564	17.10%
Italian	4,085	7.9%	4,549	9.10%
Lithuanian	206	0.4%	301	0.60%
Norwegian	526	1.0%	277	0.60%
Polish	1,744	3.4%	1,314	2.60%
Portuguese	39	0.1%	18	0.00%
Russian	281	0.5%	324	0.60%
Scotch-Irish	688	1.3%	491	1.00%
Scottish	1,261	2.5%	1,041	2.10%
Slovak	167	0.3%	177	0.40%
Subsaharan African	34	0.1%	108	0.20%
Swedish	481	0.9%	634	1.30%
Swiss	154	1.3%	183	0.40%
Ukrainian	191	1.4%	191	0.40%
United States or American	4,631	9.0%	3,725	7.40%
Welsh	878	1.7%	902	1.80%
West Indian (excluding Hispanic groups)	16	0.0%	9	0.00%
Other ancestries	4,856	9.4%		

¹Source: U.S. Census Bureau, Census 2000

²Source: U.S. Census Bureau, 2010-2012 American Community Survey

Demographics: Ancestry - Table 9c, Delaware

	Delaware			
	2000 ¹		2010-2012 ²	
	n	%	n	%
Ancestry				
Total population	48,055	100.0%	47,570	47,570
Arab	85	0.2%	50	0.10%
Czech	273	0.6%	204	0.40%
Danish	292	0.6%	137	0.30%
Dutch	2,467	5.1%	2,670	5.60%
English	6,835	14.2%	6,324	13.30%
French (except Basque)	1,618	3.4%	1,676	3.50%
French Canadian	441	0.9%	374	0.80%
German	9,578	19.9%	11,496	24.20%
Greek	185	0.4%	298	0.60%
Hungarian	298	0.6%	371	0.80%
Irish	7,814	16.3%	9,281	19.50%
Italian	5,208	10.8%	5,095	10.70%
Lithuanian	172	0.4%	218	0.50%
Norwegian	637	1.3%	362	0.80%
Polish	2,076	4.3%	1,669	3.50%
Portuguese	66	0.1%	67	0.10%
Russian	392	0.8%	388	0.80%
Scotch-Irish	934	1.9%	1,003	2.10%
Scottish	2,099	4.4%	2,265	4.80%
Slovak	123	0.3%	119	0.30%
Subsaharan African	25	0.1%	29	0.10%
Swedish	634	1.3%	816	1.70%
Swiss	239	0.5%	126	0.30%
Ukrainian	168	0.3%	69	0.10%
United States or American	4,005	8.3%	3,296	6.90%
Welsh	470	1.0%	432	0.90%
West Indian (excluding Hispanic groups)	87	0.2%	206	0.40%
Other ancestries	4,956	10.3%		

¹Source: U.S. Census Bureau, Census 2000

²Source: U.S. Census Bureau, 2010-2012 American Community Survey

Demographics: Ancestry - Table 9d, Herkimer

	Herkimer			
	2000 ¹		2010-2012 ²	
	n	%	n	%
Ancestry				
Total population	64,427	100.0%	64,530	64,530
Arab	350	0.5%	415	0.60%
Czech	406	0.6%	275	0.40%
Danish	251	0.4%	199	0.30%
Dutch	2,650	4.1%	2,365	3.70%
English	7,825	12.1%	7,475	11.60%
French (except Basque)	4,564	7.1%	3,872	6.00%
French Canadian	1,638	2.5%	1,356	2.10%
German	13,353	20.7%	14,144	21.90%
Greek	150	0.2%	77	0.10%
Hungarian	190	0.3%	270	0.40%
Irish	11,747	18.2%	14,247	22.10%
Italian	12,191	18.9%	11,697	18.10%
Lithuanian	261	0.4%	158	0.20%
Norwegian	244	0.4%	207	0.30%
Polish	5,452	8.5%	5,617	8.70%
Portuguese	122	0.2%	314	0.50%
Russian	633	1.0%	1,006	1.60%
Scotch-Irish	518	0.8%	127	0.20%
Scottish	1,151	1.8%	975	1.50%
Slovak	409	0.6%	300	0.50%
Subsaharan African	16	0.0%	41	0.10%
Swedish	294	0.5%	374	0.60%
Swiss	148	0.2%	225	0.30%
Ukrainian	1,063	1.6%	1,092	1.70%
United States or American	3,221	5.0%	3,483	5.40%
Welsh	2,090	3.2%	2,516	3.90%
West Indian (excluding Hispanic groups)	18	0.0%	120	0.20%
Other ancestries	4,884	7.6%		

¹Source: U.S. Census Bureau, Census 2000

²Source: U.S. Census Bureau, 2010-2012 American Community Survey

Demographics: Ancestry - Table 9e, Madison

	Madison			
	2000 ¹		2010-2012 ²	
	n	%	n	%
Ancestry				
Total population	69,441	100.0%	72,881	72,881
Arab	436	0.6%	125	0.20%
Czech	231	0.3%	236	0.30%
Danish	319	0.5%	161	0.20%
Dutch	2,897	4.2%	1,919	2.60%
English	12,894	18.6%	9,727	13.30%
French (except Basque)	3,931	5.7%	3,208	4.40%
French Canadian	1,293	1.9%	1,320	1.80%
German	13,787	19.9%	12,558	17.20%
Greek	167	0.2%	459	0.60%
Hungarian	240	0.3%	149	0.20%
Irish	13,366	19.2%	12,236	16.80%
Italian	7,779	11.2%	7,328	10.10%
Lithuanian	175	0.3%	280	0.40%
Norwegian	483	0.7%	224	0.30%
Polish	3,893	5.6%	3,847	5.30%
Portuguese	92	0.1%	180	0.20%
Russian	656	0.9%	728	1.00%
Scotch-Irish	976	1.4%	491	0.70%
Scottish	1,583	2.3%	1,550	2.10%
Slovak	106	0.2%	198	0.30%
Subsaharan African	57	0.1%	147	0.20%
Swedish	646	0.9%	603	0.80%
Swiss	488	0.7%	489	0.70%
Ukrainian	520	0.7%	626	0.90%
United States or American	4,385	6.3%	19,087	26.20%
Welsh	2,145	3.1%	1,584	2.20%
West Indian (excluding Hispanic groups)	145	0.2%	199	0.30%
Other ancestries	5,949	8.6%		

¹Source: U.S. Census Bureau, Census 2000

²Source: U.S. Census Bureau, 2010-2012 American Community Survey

Demographics: Ancestry - Table 9f, Oneida

	Oneida			
	2000 ¹		2010-2012 ²	
	n	%	n	%
Ancestry				
Total population	235,469	100.0%	234,193	234,193
Arab	3,223	1.4%	3,737	1.60%
Czech	504	0.2%	452	0.20%
Danish	503	0.2%	301	0.10%
Dutch	5,299	2.3%	5,220	2.20%
English	26,138	11.1%	22,407	9.60%
French (except Basque)	12,661	5.4%	11,584	4.90%
French Canadian	4,380	1.9%	3,624	1.50%
German	38,667	16.4%	39,171	16.70%
Greek	273	0.1%	353	0.20%
Hungarian	785	0.3%	785	0.30%
Irish	40,392	17.2%	39,647	16.90%
Italian	46,824	19.9%	42,660	18.20%
Lithuanian	639	0.3%	571	0.20%
Norwegian	797	0.3%	428	0.20%
Polish	24,777	10.5%	24,279	10.40%
Portuguese	271	0.1%	739	0.30%
Russian	1,708	0.7%	2,930	1.30%
Scotch-Irish	1,838	0.8%	832	0.40%
Scottish	3,022	1.3%	2,736	1.20%
Slovak	221	0.1%	249	0.10%
Subsaharan African	614	0.3%	809	0.30%
Swedish	1,368	0.6%	1,011	0.40%
Swiss	1,768	0.8%	1,397	0.60%
Ukrainian	2,848	1.2%	2,093	0.90%
United States or American	10,761	4.6%	20,268	8.70%
Welsh	8,529	3.6%	6,719	2.90%
West Indian (excluding Hispanic groups)	560	0.2%	1,392	0.60%
Other ancestries	29,152	12.4%		

¹Source: U.S. Census Bureau, Census 2000

²Source: U.S. Census Bureau, 2010-2012 American Community Survey

Demographics: Ancestry - Table 9g, Otsego

	Otsego			
	2000 ¹		2010-2012 ²	
	n	%	n	%
Ancestry				
Total population	61,676	100.0%	61,965	61,965
Arab	222	0.4%	353	0.60%
Czech	383	0.6%	237	0.40%
Danish	403	0.7%	332	0.50%
Dutch	3,225	5.2%	3,495	5.60%
English	10,097	16.4%	9,485	15.30%
French (except Basque)	2,523	4.1%	2,695	4.30%
French Canadian	882	1.4%	650	1.00%
German	10,901	17.7%	12,594	20.30%
Greek	369	0.6%	295	0.50%
Hungarian	420	0.7%	493	0.80%
Irish	10,835	17.6%	11,551	18.60%
Italian	6,504	10.5%	7,702	12.40%
Lithuanian	186	0.3%	130	0.20%
Norwegian	810	1.3%	883	1.40%
Polish	2,455	4.0%	2,856	4.60%
Portuguese	122	0.2%	213	0.30%
Russian	772	1.3%	815	1.30%
Scotch-Irish	1,063	1.7%	482	0.80%
Scottish	1,833	3.0%	1,989	3.20%
Slovak	174	0.3%	103	0.20%
Subsaharan African	82	0.1%	114	0.20%
Swedish	630	1.0%	977	1.60%
Swiss	245	0.4%	160	0.30%
Ukrainian	293	0.5%	235	0.40%
United States or American	4,221	6.8%	7,299	11.80%
Welsh	944	1.5%	1,266	2.00%
West Indian (excluding Hispanic groups)	84	0.1%	284	0.50%
Other ancestries	6,558	10.6%		

¹Source: U.S. Census Bureau, Census 2000

²Source: U.S. Census Bureau, 2010-2012 American Community Survey

Demographics: Ancestry - Table 9h, Schoharie

	Schoharie			
	2000 ¹		2010-2012 ²	
	n	%	n	%
Ancestry				
Total population	31,582	100.0%	32,473	32,473
Arab	48	0.2%	110	0.30%
Czech	172	0.5%	162	0.50%
Danish	97	0.3%	77	0.20%
Dutch	2,186	6.9%	3,177	9.80%
English	3,484	11.0%	3,475	10.70%
French (except Basque)	1,306	4.1%	1,583	4.90%
French Canadian	384	1.2%	205	0.60%
German	6,924	21.9%	9,078	28.00%
Greek	86	0.3%	211	0.60%
Hungarian	200	0.6%	257	0.80%
Irish	5,425	17.2%	6,975	21.50%
Italian	3,127	9.9%	3,817	11.80%
Lithuanian	84	0.3%	41	0.10%
Norwegian	342	1.1%	550	1.70%
Polish	1,415	4.5%	1,744	5.40%
Portuguese	89	0.3%	83	0.30%
Russian	358	1.1%	226	0.70%
Scotch-Irish	445	1.4%	146	0.40%
Scottish	675	2.1%	811	2.50%
Slovak	91	0.3%	14	0.00%
Subsaharan African	42	0.1%	53	0.20%
Swedish	343	1.1%	386	1.20%
Swiss	78	0.2%	184	0.60%
Ukrainian	130	0.4%	123	0.40%
United States or American	2,628	8.3%	2,557	7.90%
Welsh	253	0.8%	482	1.50%
West Indian (excluding Hispanic groups)	68	0.2%	79	0.20%
Other ancestries	2,979	9.4%		

¹Source: U.S. Census Bureau, Census 2000

²Source: U.S. Census Bureau, 2010-2012 American Community Survey

Demographics: Group Quarters Population, Males - Table 10a

2010 Census Summary File 1

NOTE: For information on confidentiality protection, nonsampling error, and definitions, see <http://www.census.gov/prod/cen2010/doc/sf1.pdf>

	New York	Chenango	Delaware	Herkimer	Madison	Oneida	Otsego	Schoharie
Total:	585,678	796	2,435	1,426	5,133	13,405	5,320	1,556
Male:	324,891	438	1,422	613	2,374	9,158	2,245	876
Under 18 years:	15,258	18	135	5	8	157	96	4
Institutionalized population (101-106, 201-203)	6,946	18	62	2	3	136	37	4
Correctional facilities for adults (101-203)	984	0	6	1	2	20	2	4
Juvenile facilities (201-203)	4,953	12	56	0	1	116	12	0
Nursing facilities/Skilled-nursing facilities	0	0	0	0	0	0	0	0
Other institutional facilities (401-405)	1,009	6	0	1	0	0	23	0
Noninstitutionalized population (501, 601-602)	8,312	0	73	3	5	21	59	0
College/University student housing (501)	622	0	2	1	4	5	2	0
Military quarters (601-602)	8	0	0	0	0	0	0	0
Other noninstitutional facilities (701-702,	7,682	0	71	2	1	16	57	0
18 to 64 years:	272,584	186	1,171	460	2,263	8,196	2,068	854
Institutionalized population (101-106, 201-203)	105,151	150	97	46	241	5,515	107	165
Correctional facilities for adults (101-203)	87,697	77	65	20	235	4,996	60	165
Juvenile facilities (201-203)	1,154	0	3	0	0	32	21	0
Nursing facilities/Skilled-nursing facilities	11,587	20	29	26	6	143	14	0
Other institutional facilities (401-405)	4,713	53	0	0	0	344	12	0
Noninstitutionalized population (501, 601-602)	167,433	36	1,074	414	2,022	2,681	1,961	689
College/University student housing (501)	100,888	0	852	305	1,929	1,980	1,669	647
Military quarters (601-602)	7,011	0	0	0	0	0	0	0
Other noninstitutional facilities (701-702,	59,534	36	222	109	93	701	292	42
65 years and over:	37,049	234	116	148	103	805	81	18
Institutionalized population (101-106, 201-203)	30,589	223	107	125	86	739	78	2
Correctional facilities for adults (101-203)	942	0	0	0	2	78	0	2
Juvenile facilities (201-203)	0	0	0	0	0	0	0	0
Nursing facilities/Skilled-nursing facilities	28,876	223	107	125	84	639	78	0
Other institutional facilities (401-405)	771	0	0	0	0	22	0	0
Noninstitutionalized population (501, 601-602)	6,460	11	9	23	17	66	3	16
College/University student housing (501)	12	0	0	0	0	0	0	0
Military quarters (601-602)	0	0	0	0	0	0	0	0
Other noninstitutional facilities (701-702,	6,448	11	9	23	17	66	3	16

NOTE: For information on the codes that appear in this table see <http://www.census.gov/prod/cen2010/doc/sf1.pdf>, Appendix F

Source: U.S. Census Bureau, 2010 Census

Demographics: Group Quarters Population, Females - Table 10b

2010 Census Summary File 1

 NOTE: For information on confidentiality protection, nonsampling error, and definitions, see <http://www.census.gov/prod/cen2010/doc/sf1.pdf>

	New York	Chenango	Delaware	Herkimer	Madison	Oneida	Otsego	Schoharie
Female:	260,787	358	1,013	813	2,759	4,247	3,075	680
Under 18 years:	10,699	9	33	6	14	60	72	0
Institutionalized population (101-106, 201-	3,033	9	0	0	7	47	19	0
Correctional facilities for adults (101-	69	1	0	0	2	0	1	0
Juvenile facilities (201-203)	2,422	8	0	0	5	47	10	0
Nursing facilities/Skilled-nursing facilities	0	0	0	0	0	0	0	0
Other institutional facilities (401-405)	542	0	0	0	0	0	8	0
Noninstitutionalized population (501, 601-	7,666	0	33	6	7	13	53	0
College/University student housing (501)	539	0	0	5	5	3	7	0
Military quarters (601-602)	4	0	0	0	0	0	0	0
Other noninstitutional facilities (701-702,	7,123	0	33	1	2	10	46	0
18 to 64 years:	171,650	71	701	447	2,450	2,387	2,717	660
Institutionalized population (101-106, 201-	16,912	30	35	38	41	254	42	3
Correctional facilities for adults (101-	5,582	9	12	6	25	66	15	3
Juvenile facilities (201-203)	620	0	0	0	0	9	6	0
Nursing facilities/Skilled-nursing facilities	8,478	20	23	30	16	128	15	0
Other institutional facilities (401-405)	2,232	1	0	2	0	51	6	0
Noninstitutionalized population (501, 601-	154,738	41	666	409	2,409	2,133	2,675	657
College/University student housing (501)	116,897	0	571	302	2,366	1,744	2,503	619
Military quarters (601-602)	1,077	0	0	0	0	0	0	0
Other noninstitutional facilities (701-702,	36,764	41	95	107	43	389	172	38
65 years and over:	78,438	278	279	360	295	1,800	286	20
Institutionalized population (101-106, 201-	68,532	264	272	352	281	1,723	273	2
Correctional facilities for adults (101-	32	0	0	0	0	0	0	2
Juvenile facilities (201-203)	0	0	0	0	0	0	0	0
Nursing facilities/Skilled-nursing facilities	67,617	264	272	352	281	1,717	273	0
Other institutional facilities (401-405)	883	0	0	0	0	6	0	0
Noninstitutionalized population (501, 601-	9,906	14	7	8	14	77	13	18
College/University student housing (501)	2	0	0	0	0	0	0	0
Military quarters (601-602)	0	0	0	0	0	0	0	0
Other noninstitutional facilities (701-702,	9,904	14	7	8	14	77	13	18

 NOTE: For information on the codes that appear in this table see <http://www.census.gov/prod/cen2010/doc/sf1.pdf>, Appendix F

Source: U.S. Census Bureau, 2010 Census

LEADING CAUSES OF DEATH IN COUNTIES OF THE LEATHERSTOCKING COLLABORATIVE HEALTH PARTNERS, OVERALL AND < AGE 65, 2011 - Table 11												
<u>OVERALL</u>												
<u>CAUSE OF DEATH</u>				<u>NUMBER OF DEATHS</u>								
Diseases of the Heart				1632								
Malignant Neoplasms				1220								
Chronic Lower Respiratory Diseases				307								
Cerebrovascular Diseases				252								
Unintentional Injuries				175								
Influenza and Pneumonia				130								
Diabetes				126								
Alzheimer's Disease				116								
Kidney Diseases				110								
Hypertension and Hypertensive Renal Disease				84								
<u>< 65 YEARS OF AGE</u>												
<u>CAUSE OF DEATH</u>												
Malignant Neoplasms				334								
Diseases of the Heart				233								
Unintentional Injuries				100								
Suicide				48								
Chronic Lower Respiratory Diseases				37								
Cerebrovascular Diseases				31								
Chronic Liver Disease and Cirrhosis				31								
Diabetes				29								
Congenital Malformations				20								
Conditions Originating in the Perinatal Period				18								
Source: Centers for Disease Control and Prevention, National Center for Health Statistics												

LEADING CAUSES OF DEATH IN COUNTIES OF THE LEATHERSTOCKING COLLABORATIVE HEALTH PARTNERS, BY SEX, 2011 - Table 12

LEADING CAUSES OF DEATH IN COUNTIES OF THE LEATHERSTOCKING COLLABORATIVE HEALTH PARTNERS, BY SEX, 2011 - Table 12										
<i>WOMEN</i>										
CAUSE OF DEATH					NUMBER OF DEATHS					
Diseases of the Heart					807					
Malignant Neoplasms					594					
Cerebrovascular Diseases					151					
Chronic Lower Respiratory Diseases					138					
Alzheimer's Disease					73					
Influenza and Pneumonia					73					
Unintentional Injury					67					
Diabetes					61					
Kidney Diseases					57					
Hypertension and Hypertensive Renal Disease					55					
<i>MEN</i>										
CAUSE OF DEATH										
Diseases of the Heart					825					
Malignant Neoplasms					626					
Chronic Lower Respiratory Diseases					169					
Unintentional Injuries					108					
Cerebrovascular Diseases					101					
Diabetes					65					
Influenza and Pneumonia					57					
Kidney Diseases					53					
Suicide					53					
Alzheimer's Disease					43					
Source: Centers for Disease Control and Prevention, National Center for Health Statistics										

DOMAIN 2 DSRIP METRICS AND COUNTY RANKINGS (1-62) FOR THE LEATHERSTOCKING COLLABORATIVE HEALTH PARTNERS (LCHP) AND INDIVIDUAL COUNTIES* - Table 13													
					LCHP	Chenango	Delaware	Herkimer	Madison	Oneida	Otsego	Schoharie	
POTENTIALLY AVOIDABLE SERVICES (Medicaid)													
ER Visits (per 100 enrollees)					44.0/38th	55.3/54th	57.2/56th	37.2/30th	47.6/43rd	40.8/34th	38.2/31st	48.4/46th	
Adult Hospitalizations (per 10,000 enrollees)					196.3/43rd	77.5/5th	176.0/25th	210.6/50th	186.6/37th	225.4/54th	220.8/51st	146.9/13th	
Child Hospitalizations (per 10,000 enrollees)					21.1/31st	21.2/32nd	39.2/54th	12.9/14th	12.8/13th	21.2/33rd	38.5/52nd	#	
Readmissions (per 100 risk admissions)					5.7/79th (of 192 hospitals)								
POTENTIALLY AVOIDABLE SERVICES (Total populaton)													
Preventable Adult Hospitalizations (per 10,000)					139.2/46th	152.1/53rd	128.1/35th	146.5/48th	115.0/23rd	150.7/50th	131.9/39th	108.4/16th	
* Counties are ranked from 1 (most favorable ranking on the metric) to 62 (least favorable ranking on the metric). The least favorable quartile corresponds to a ranking of 47-62.													
The ranking for the 7 county LCHP is where it would rank as a single county in the 1-62 county rankings for the state													
# Rate suppressed due to small number of hospitalizations													
Source: New York State Department of Health, 2014													

30 DAY READMISSION RATES FOR TEN LEADING CAUSES OF PREVENTABLE HOSPITAL READMISSIONS (PPRs): BASSETT HEALTHCARE NETWORK, NYS RURAL HOSPITALS AND NYS HOSPITALS, 2012 and 2013 - Table 14

										Comparative Severity-Adjusted PPR Rates (2012/2013), for Bassett Healthcare Network Hospitals, NYS Rural Hospitals and NYS Hospitals*									
										<u>Bassett Healthcare Network</u>			<u>NYS Rural Hospitals</u>			<u>NYS Hospitals</u>			
Congestive Heart Failure										17.2%/18.3%			16.3%/16.3%			16.9%/15.6%			
Major Small & Large Bowel Procedures										18.6%/17.2%			10.7%/10.8%			11.7%/11.3%			
Other Pneumonia										12.2%/8.9%			10.0%/ 9.7%			8.8%/8.3%			
Chronic Obstructive Pulmonary Disease										13.5%/ 15.5%			13.6%/12.7%			14.5%/13.8%			
Other Vascular Procedures										14.0%/16.7%			12.0%/15.2%			13.6%/12.6%			
Cardiac Arrhythmia and Conduction Disorders										11.0%/12.5%			9.9%/10.1%			9.6%/9.4%			
Septicemia & Disseminated Infections										7.1%/ 12.7%			13.0%/11.4%			14.1%/12.1%			
Cellulitis & Other Bacterial Skin Infections										7.0%/10.5%			6.5%/7.2%			7.0%/6.8%			
Acute Myocardial Infarction										17.8%/8.7%			16.7%/ 13.7%			14.7%/13.4%			
Knee Joint Replacement										4.9%/2.5%			3.0%/ 2.7%			3.2%/2.6%			
* The highest PPR for each cause and year is shown in bold - of the 20 possible maximum values (10 causes, 2 years), the Bassett Healthcare Network Hospitals have 15 (including 1 tie), the NYS Rural Hospitals have 3 and the NYS Hospitals have 3 (including 1 tie)																			
Source: HANYS Partnership for Patients report, 2014																			

30 DAY READMISSION RATES FOR TEN LEADING CAUSES OF PREVENTABLE HOSPITAL READMISSIONS (PPRs), BASSETT MEDICAL CENTER, 2012 and 2013 - Table 15												
Comparative Severity-Adjusted PPR Rate (2012/2013), by Discharge Site Before Readmission*												
		# at Risk Admissions	# of 30 Day Readmissions	Home/Self Care		Skilled Nursing Facility		Home Health				
Congestive Heart Failure		362	56	7.3%/15.0%		10.2%/26.0%		23.8%/25.1%				
Major Small & Large Bowel Procedures		242	46	15.5%/15.4%		9.1%/0.0%		30.0%/32.6%				
Other Pneumonia		348	38	9.2%/10.4%		14.5%/11.8%		13.7%/8.2%				
Chronic Obstructive Pulmonary Disease		282	37	10.2%/9.0%		8.8%/24.5%		20.1%/20.8%				
Other Vascular Procedures		234	34	8.4%/13.8%		18.9%/12.9%		23.2%/15.0%				
Cardiac Arrhythmia and Conduction Disorders		288	31	10.1%/6.9%		0.0%/18.4%		10.1%/27.8%				
Septicemia & Disseminated Infections		292	29	6.0%/12.7%		11.2%/7.0%		2.9%/18.6%				
Cellulitis & Other Bacterial Skin Infections		240	26	2.7%/11.7%		20.5%/18.6%		9.1%/17.4%				
Acute Myocardial Infarction		173	24	15.9%/12.7%		8.1%/18.7%		21.3%/0.0%				
Knee Joint Replacement		493	20	4.7%/0.0%		9.0%/18.2%		5.1%/2.3%				
* The Severity-adjusted PPRs that appear in bold type indicate an observed PPR rate that is greater than the expected PPR rate												
Source: HANYS Partnership for Patients Report, 2014												

DRUG-RELATED AND POISONING HOSPITALIZATION RATES IN THE LCHP COUNTIES AND IN NYS, EXCLUSIVE OF NYC: 2003-2005 AND 2010-2012* - Table 16												
					Upstate NY	Chenango	Delaware	Herkimer	Madison	Oneida	Otsego	Schoharie
Age-adjusted Rate per 10,000, 2003-2005					20.3	8.9	14.4	9.8	7	14.7	13.4	11.3
Age-adjusted Rate per 10,000, 2010-2012					21.3	16.8	23.3	17.8	11.6	15.6	27.5	22.2
% Change in Rate from 2003-05 to 2010-12					5%	89%	62%	82%	66%	6%	104%	96%
Number of Drug-Related Hospitalizations, 2010-12						245	335	350	234	1,072	541	232
* Rates are 3 year averages, age-adjusted, per 10,000 population												
POISONING HOSPITALIZATION RATES IN THE LCHP COUNTIES AND IN NYS, EXCLUSIVE OF NYC: 2003-2005 AND 2010-2012*												
					Upstate NY	Chenango	Delaware	Herkimer	Madison	Oneida	Otsego	Schoharie
Age-adjusted Rate per 10,000, 2003-2005					8.5	5.7	9.2	7.9	6.1	11.2	10.7	8.6
Age-adjusted Rate per 10,000, 2010-2012					11.1	16.1	14.3	18.3	8.2	16.7	20	17.5
% Change in Rate from 2003-05 to 2010-12					31%	182%	55%	132%	34%	49%	87%	103%
Number of Poisoning Hospitalizations, 2010-12						244	233	363	170	1,159	425	193
* Rates are 3 year averages, age-adjusted, per 10,000 population												
Source: New York State Department of Health, 2014												

DOMAIN 3 DSRIP METRICS AND COUNTY RANKINGS (1-62) FOR THE LEATHERSTOCKING COLLABORATIVE HEALTH PARTNERS (LCHP) AND INDIVIDUAL COUNTIES* - Table 17															
							LCHP		Chenango	Delaware	Herkimer	Madison	Oneida	Otsego	Schoharie
Asthma (Medicaid)															
Pediatric (2-17 years) Hospitalization, (per 10,000)							18.4/32nd		24.2/45th	41.3/57th	12.2/16th	8.9/9th	16.9/31st	22.8/42nd	15.0/32nd
Younger (18-39 years) Adult Hospitalization, (per 10,000)							14.7/45th		4.0/10th	8.1/25th	5.6/14th	24.1/62nd	20.0/56th	8.7/28th	4.2/11th
Older (≥40) Adult Hospitalization [^] , (per 10,000)							97.8/45th		31.1/5th	99.6/46th	75.7/24th	115.2/58th	112.6/55th	114.9/57th	79.2/30th
* Counties are ranked from 1 (most favorable ranking on the metric) to 62 (least favorable ranking on the metric). The least favorable quartile corresponds to a ranking of 47-62.															
The ranking for the 7 county LCHP is where it would rank as a single county in the 1-62 county rankings for the state															
[^] Data for older adults combines asthma and COPD hospitalizations															
Source: New York State Department of Health, 2014															

UPSTATE HEALTH AND WELLNESS SURVEY DATA - 2009-2010, 6 LCHP COUNTIES - Table 18										
THE ASSOCIATION OF MEDICAID STATUS WITH MEASURES OF HEALTH AND USE OF HEALTHCARE SERVICES*										
					MEDICAID	ALL OTHER INSURANCE				
					N = 447	N = 4,187				
ACCESS/UTILIZATION										
Have a regular provider					82.96%	87.40%				
Of those with a regular provider, in past 12 months:										
Needed to see doctor but could not due to cost					5.40%	3.21%				
Needed to see doctor but could not due to no available appt					2.35%	1.87%				
Missed appointment due to transportation problems					11.76%	2.65%				
PREVALENCE/MANAGEMENT OF CHRONIC CONDITIONS & RISK FACTORS										
Diabetes					10.20%	4.93%				
Of those with diabetes, in past 12 months:										
Went to ER for diabetes					24.59%	1.61%				
Admitted to hospital for diabetes					20.73%	1.66%				
COPD					7.59%	2.10%				
Of those with COPD, in past 12 months:										
Went to ER for COPD					23.32%	21.02%				
Admitted to hospital for COPD					12.15%	17.22%				
Asthma					16.94%	8.83%				
Of those with asthma, in the past 12 months:										
Went to ER for asthma					21.97%	4.78%				
Current smoking					36.40%	14.89%				
Obese					46.80%	37.80%				
Hypertension					25.73%	25.74%				
Hypercholesterolemia					24.83%	24.89%				
MENTAL HEALTH										
Depression					38.19%	10.76%				
Anxiety Disorder					25.72%	6.44%				
Poor Mental Health Days (≥ 14 in past 30 days)					20.49%	4.22%				
PREVENTIVE SERVICES										
Pap smear, last 3 years					74.93%	80.43%				
Mammography, past 2 years (50-75 year olds)					63.31%	75.81%				
Colonoscopy, past 5 years (50-75 year olds)					53.73%	60.67%				
HPV vaccination (females, 9-26 year olds)					27.38%	26.77%				
Flu shot, past 12 months					38.54%	36.91%				
* Unless specified otherwise, analyses based on 18-64 year old respondents in 6 LCHP Counties (Chenango, Delaware, Herkimer, Madison, Otsego, Schoharie)										
Percentages weighted for sampling design and levels of response to survey. Prevalence of obesity corrected for misclassification from self-report.										
Source: Bassett Research Institute, 2014										

DOMAIN 4 DSRIP METRICS AND COUNTY RANKINGS (1-62) FOR THE LEATHERSTOCKING COLLABORATIVE HEALTH PARTNERS (LCHP) AND INDIVIDUAL COUNTIES* - Table 19															
							LCHP		Chenango	Delaware	Herkimer	Madison	Oneida	Otsego	Schoharie
Improve Health Status															
% of Deaths that are Premature (< age 65)							20.7/15th		20.3/10th	20.0/7th	17.7/1st	23.0/39th	20.6/12th	20.2/8th	26.7/56th
Preventable Adult Hospitalizations (per 10,000)							139.2/46th		152.1/53rd	128.1/35th	146.5/48th	115.0/23rd	150.7/50th	131.9/39th	108.4/16th
% Adults with Health Insurance							86.4/27th		85.0/47th	84.8/49th	86.0/34th	88.1/6th	86.4/26th	86.8/20th	86.6/23rd
% Adults with Regular Healthcare Provider							85.7/33rd		82.1/53rd	83.2/47th	88.3/18th	89.2/16th	86.1/28th	82.7/51st	85.3/34th
Promote Mental Health/Prevent Substance Abuse															
% Adults with \geq 14 Days Poor Mental Health Days in Past Month							11.3/44th		13.5/58th	8.5/10th	10.1/32nd	8.8/14th	13.0/54th	9.6/23rd	10.4/38th
% Adults Binge Drinking in Past Month							19.9/37th		17.3/16th	19.1/26th	20.2/40th	19.9/36th	21.3/48th	19.0/25th	16.7/12th
Suicide Mortality Rate (per 100,000)							11.4/35th		11.5/36th	17.6/59th	10.6/29th	14.1/51st	9.6/19th	10.1/21st	13.4/48th
Prevent Chronic Disease															
% Adults who are Obese							27.3/30th		34.7/61st	27.5/31st	29.8/46th	26.7/27th	26.0/25th	23.1/14th	29.9/48th
% Children/Adolescents who are Obese							19.6/38th		21.8/55th	22.2/56th	17.9/20th	19.9/42nd	19.7/40th	16.4/10th	20.2/44th
% Adults who Smoke							23.3/44th		23.8/48th	21.0/29th	21.1/30th	25.2/56th	24.0/50th	21.8/34th	23.9/49th
% Adults 50-75 Meeting Guidelines for CRC Screening							65.5/40th		54.4/62nd	59.2/59th	64.8/42nd	72.3/10th	66.8/38th	70.0/18th	59.5/58th
Asthma ED visits (per 10,000)							42.8/27th		46.5/32nd	30.5/12th	31.3/15th	46.7/33rd	55.6/45th	20.6/4th	18.4/2nd
Hospitalization for acute myocardial infarction (per 10,000)							15.7/32nd		24.2/59th	18.6/42nd	14.6/28th	12.6/10th	13.9/22nd	17.8/38th	16.1/34th
Hospitalization for short-term diabetes complication (per 10,000)							6.1/39th		8.6/58th	4.9/24th	6.0/36th	3.4/4th	7.2/48th	5.4/29th	4.6/20th
Other Total Population Measures															
% Adults Living in Homes where Smoking is Allowed							24.8/35th		28.0/54th	27.3/53rd	22.9/28th	22.4/26th	24.3/34th	23.0/29th	25.5/40th
* Counties are ranked from 1 (most favorable ranking on the metric) to 62 (least favorable ranking on the metric). The least favorable quartile corresponds to a ranking of 47-62.															
The ranking for the 7 county LCHP is where it would rank as a single county in the 1-62 county rankings for the state															
Source: New York State Department of Health, 2014															

UPSTATE HEALTH AND WELLNESS SURVEY DATA - 2009-2010, 6 LCHP COUNTIES - Table 20										
THE ASSOCIATION OF MEDICAID STATUS AND MENTAL HEALTH WITH PREVALENCE OF CHRONIC CONDITIONS & RISK FACTORS*										
				N	DIABETES	ASTHMA	OBESITY	SMOKING	HYPERTENSION	HIGH CHOLESTEROL
MEDICAID										
Anxiety Disorder: yes				112	20.0%	30.6%	57.5%	49.1%	34.9%	41.5%
Anxiety Disorder: no				324	6.9%	12.3%	43.6%	31.6%	23.9%	21.3%
ALL OTHER INSURANCE										
Anxiety Disorder: yes				279	7.5%	11.8%	50.5%	25.5%	39.9%	35.3%
Anxiety Disorder: no				3864	4.7%	8.6%	36.9%	14.0%	24.4%	23.1%
MEDICAID										
Depression: yes				154	15.8%	23.6%	55.6%	48.2%	40.7%	38.4%
Depression: no				286	6.9%	12.9%	41.7%	28.9%	19.1%	19.9%
ALL OTHER INSURANCE										
Depression: yes				467	8.0%	18.4%	50.7%	21.6%	41.2%	37.5%
Depression: no				3677	4.6%	7.7%	36.2%	13.9%	23.5%	22.3%
MEDICAID										
≥ 14 poor mental health days: yes				82	15.3%	26.9%	54.2%	55.3%	39.1%	42.6%
> 14 poor mental health days: no				354	9.0%	14.5%	46.6%	31.0%	23.5%	22.8%
ALL OTHER INSURANCE										
≥ 14 poor mental health days: yes				176	6.4%	19.6%	59.0%	28.4%	36.7%	36.2%
≥ 14 poor mental health days: no				3964	4.9%	8.3%	36.8%	14.1%	24.9%	23.3%
* Analyses based on 18-64 year old respondents in 6 LCHP Counties (Chenango, Delaware, Herkimer, Madison, Otsego, Schoharie).										
Percentages weighted for sampling design and levels of response to survey. Prevalence of obesity corrected for misclassification from self-report.										
Source: Bassett Research Institute, 2014										

DOMAIN 4 DSRIP METRICS AND COUNTY RANKINGS (1-62) FOR THE LEATHERSTOCKING COLLABORATIVE HEALTH PARTNERS (LCHP) AND INDIVIDUAL COUNTIES* - Table 21															
							LCHP	Chenango	Delaware	Herkimer	Madison	Oneida	Otsego	Schoharie	
Prevent HIV/STDs															
Newly diagnosed HIV case rate per 100,000							3.8	3.3	4.2	5.7	1.4	4.6	3.2	1.0	
Gonorrhea case rate per 100,000 women, 15-44 years							124.4	23.7	39.6	131.7	21.1	223.6	63.0	34.9	
Gonorrhea case rate per 100,000 men, 15-44 years							70.1	11.5	0.0	70.3	21.6	105.7	90.9	50.7	
Chlamydia case rate per 100,000 women, 15-44 years							1088.4/32	1267.2/43	606.8/3	1246.4/41	803.6/10	1303.4/45	890.2/17	714.7/5	
Promote Healthy Women, Infants and Children															
% preterm births							10.8	9.2	10.3	10.2	8.0	12.9	8.5	6.1	
% infants exclusively breastfed in hospital							56.1	61.5	61.0	57.0	64.5	48.2	65.9	68.5	
Maternal mortality rate per 100,000 live births							29.1	65.1	0.0	0.0	48.8	37.8	0.0	0.0	
% children with any kind of health insurance							95.4	95.0	94.6	95.9	95.9	95.7	95.4	95.5	
Adolescent pregnancy rate per 1000 females 15-17 years							17.8	16.7	11.1	19.6	5.4	25.8	11.9	8.1	
% unintended pregnancy among live births							37.1	37.0	33.0	35.4	34.2	40.4	34.0	27.1	
% of women with health coverage, 18-64 years							88.4	87.1	87.2	88.1	90.3	88.4	89.0	88.9	
% of live births within 24 months of previous pregnancy							24.7	21.8	27.7	25.1	22.3	26.1	25.5	16.0	
Source: New York State Department of Health, 2014															
* Counties are ranked from 1 (most favorable ranking on the metric) to 62 (least favorable ranking on the metric). The least favorable quartile corresponds to a ranking of 47-62.															
The ranking for the 7 county LCHP is where it would rank as a single county in the 1-62 county rankings for the state															
Source: New York State Department of Health, 2014															

YOUTH RISK BEHAVIOR SURVEILLANCE (YRBS) SURVEY DATA FROM MIDDLE SCHOOL AND HIGH SCHOOL STUDENTS OF LCHP COUNTIES - Table 22															
										DELAWARE 2013		HERKIMER 2013		ONEIDA 2011	
										Grades 6+8	Grades 10+12	Grade 9	Grade 11	Grade 9	Grade 11
Mental Health and Well Being															
In past year, % who felt sad or hopeless almost every day for ≥ 2 weeks in a row															
	FEMALE							*	36.5	29.3	35.0	39.3	40.9		
	MALE							*	16.3	13.8	26.0	24.0	28.9		
In past year, % who seriously considered attempting suicide															
	FEMALE							20.9	18.6	15.0	17.6	24.5	23.4		
	MALE							8.4	9.3	8.6	13.7	17.7	19.3		
In past year, % who actually attempted suicide															
	FEMALE							*	8.1	8.0	6.2	10.1	6.1		
	MALE							*	6.9	6.3	5.8	6.2	7.9		
In past year, % whose suicide attempt resulted in treatment for injury/poisoning															
	FEMALE							*	*	2.3	1.8	3.7	2.4		
	MALE							*	*	2.2	3.2	2.4	2.4		
* Data not available															

UPSTATE HEALTH AND WELLNESS SURVEY DATA - 2009-2010, 6 LCHP COUNTIES - Table 24														
	THE ASSOCIATION OF HEALTH INSURANCE STATUS WITH MEASURES OF HEALTH AND USE OF HEALTHCARE SERVICES*													
									UNINSURED	MEDICAID		ALL OTHER INSURANCE		
									N=649	N = 447		N = 4,187		
ACCESS/UTILIZATION														
	Have a regular provider								57.52%	82.96%		87.40%		
	Of those with a regular provider, in past 12 months:													
	Needed to see doctor but could not due to cost								39.18%	5.40%		3.21%		
	Needed to see doctor but could not due to no available appt								0.67%	2.35%		1.87%		
	Missed appointment due to transportation problems								2.97%	11.76%		2.65%		
SELF-REPORTED HEALTH/HEALTH BEHAVIORS														
	Current smoking								28.92%	36.40%		14.89%		
	Obese								31.35%	46.80%		37.80%		
	Poor Mental Health Days (≥ 14 in past 30 days)								6.92%	20.49%		4.22%		
	Pap smear, last 3 years								65.85%	74.93%		80.43%		
	Mammography, past 2 years (50-75 year olds)								53.76%	63.31%		75.81%		
	Colonoscopy, past 5 years (50-75 year olds)								35.97%	53.73%		60.67%		
	HPV vaccination (females, 9-26 year olds)								14.28%	27.38%		26.77%		
	Flu shot, past 12 months								28.52%	38.54%		36.91%		
* Unless specified otherwise, analyses based on 18-64 year old respondents in 6 LCHP Counties (Chenango, Delaware, Herkimer, Madison, Otsego, Schoharie)														
Percentages weighted for sampling design and levels of response to survey. Prevalence of obesity corrected for misclassification from self-report.														
Source: Bassett Research Institute, 2014														

COUNTY RANKINGS (1-62) FOR THE % OF MEDICARE DEATHS THAT OCCUR WHILE IN HOSPICE CARE, 2010 AND 2011* - Table 25																			
										Chenango	Delaware	Herkimer	Madison	Oneida	Otsego	Schoharie			
% of Deaths Occurring in Hospice Care/Ranking among 62 NY Counties (2010)										24%/36th	42%/3rd	13%/61st	18%/56th	11%/62nd	43%/2nd	49%/1st			
% of Deaths Occurring in Hospice Care/Ranking among 62 NY Counties (2011)										26%/35th	42%/9th	20%/56th	22%/48th	17%/60th	45%/3rd	49%/1st			
* Counties are ranked from 1 (most favorable ranking on the metric) to 62 (least favorable ranking on the metric). The least favorable quartile corresponds to a ranking of 47th-62nd.																			
CARE AT END OF LIFE: MEASURES FOR DYSPNEA, PAIN AND HOSPICE DISCUSSION/ENROLLMENT, BASSETT CANCER INSTITUTE AND QOPI AGGREGATE DATA, 2014*																			
													<u>BCI</u>			<u>QOPI</u>			
% Dyspnea Assessed on Either of the Last Two Visits before Death														51.16%		81.41%			
% Dyspnea Addressed Appropriately														51.16%		76.47%			
% Pain Assessed on Either of the Last Two Visits Before Death														81.40%		94.58%			
% Plan of Care for Moderate/Severe Pain Documented on Either of the Last Two Visits Before Death														70.00%		89.69%			
% Pain Addressed Appropriately														67.44%		77.30%			
% For Patients not Referred, Hospice or Palliative Care Discussed Within the Last 2 Months of Life														7.14%		21.50%			
% Hospice Enrollment within 3 Days of Death														20.69%		17.33%			
* Data collected as part of the Quality Oncology Practice Initiative (QOPI) of the American Society of Clinical Oncology																			
Source: Catskill Hospice and Bassett Medical Center, 2014																			

NURSING HOME QUALITY INITIATIVE (NHQI) QUINTILE RANKINGS: POTENTIALLY AVOIDABLE HOSPITALIZATIONS AND CONDITIONS WITH POTENTIAL RISK FOR HOSPITALIZATION* - Table 26																	
							<u>Chase</u>	<u>Alpine</u>	<u>Luther</u>	<u>Masonic</u>	<u>Sitritin</u>	<u>Fox</u>	<u>Otsego</u>	<u>Valley</u>	<u>St.John</u>	<u>Nowich</u>	# 4th or 5th
Potentially Avoidable Hospitalizations							5th	3rd	3rd	2nd	2nd	1st	5th	5th	4th	4th	5 homes
% Long Stay Residents Experiencing One or More Falls with Major Injury							4th	5th	4th	4th	4th	5th	3rd	1st	4th	4th	8 homes
% Long Stay Residents with a Urinary Tract Infection							2nd	5th	4th	2nd	5th	3rd	1st	1st	5th	3rd	4 homes
% Long Stay Residents who have Depressive Symptoms							2nd	5th	1st	2nd	2nd	2nd	2nd	4th	4th	4th	4 homes
% Long Stay Residents who Lose too much Weight							3rd	5th	2nd	1st	2nd	5th	1st	2nd	1st	4th	3 homes
% Long Stay Residents who Self-report Moderate to Severe Pain							5th	5th	2nd	4th	5th	4th	3rd	1st	5th	4th	7 homes
*For each measure, the facility's score falls into one of five quintiles formed from the scores of all nursing homes in the state. The quintiles go from 1st (best performer) to 5th (lowest performer)																	
Source: New York State Department of Health, 2014																	

CMS RISK ADJUSTED OUTCOME REPORT: AT HOME CARE, INC. AND NATIONAL REFERENCE POPULATION, AUGUST 2013 - JULY 2014 - Table 27									
						AT HOME CARE		NATIONAL REFERENCE	
Number of Clients in Report						2,615	4,535,275		
END RESULT OUTCOMES									
Improvement in Grooming						66.0%	70.5%	**	
Improvement in Upper Body Dressing						69.9%	72.8%	**	
Improvement in Lower Body Dressing						69.2%	73.3%	**	
Improvement in Bathing						67.5%	70.6%	**	
Improvement in Toilet Transferring						70.6%	73.0%	**	
Improvement in Toilet Hygiene						77.0%	75.7%		
Improvement in Bed Transferring						54.6%	59.4%	**	
Improvement in Ambulation/Locomotion						60.7%	65.0%	**	
Improvement in Eating						63.3%	68.2%	**	
Improvement in Light Meal Preparation						63.1%	62.7%		
Improvement in Phone Use						60.2%	57.4%		
Improvement in Management of Oral Medications						50.5%	53.8%	**	
Improvement in Dyspnea						60.8%	64.1%	**	
Improvement in Pain Interfering with Activity						63.9%	68.4%	**	
Improvement in Speech and Language						50.7%	53.8%	*	
Improvement in Status of Surgical Wounds						88.2%	87.8%		
Improvement in Urinary Tract Infection						80.4%	82.8%		
Improvement in Urinary Incontinence						43.1%	47.6%	**	
Improvement in Bowel Incontinence						58.3%	66.3%	**	
Improvement in Confusion Frequency						42.7%	50.2%	**	
Improvement in Anxiety Level						49.4%	56.6%	**	
Improvement in Behavior Problem Frequency						64.8%	68.0%		
CLAIMS BASED OUTCOMES									
Emergency Department Use without Hospital Readmission During the First 30 Days of Home Health						11.1%	10.4%		
Emergency Department Use without Hospitalization During the First 60 Days of Home Health						13.7%	11.8%	**	
Rehospitalization During the First 30 Days of Home Health						15.4%	13.3%	*	
Acute Care Hospitalization During the First 60 Days of Home Health						19.4%	17.4%	**	
* $p \leq 0.10$ for difference between percentages									
** $p \leq 0.05$ for difference between percentages									
Source: At Home Care, Bassett Healthcare Network, 2014									

HERKIMER HEALTHNET ANALYSIS OF DISCHARGE PLANNING SERVICES FOR OLDER ADULTS IN HERKIMER COUNTY, 2014 - Table 28														
										COMPONENT SCORES*				
										Hospitals	Skilled Nursing Facilities	Home Health Care		
SERVICE COMPONENTS														
Assessment of Patient Risk/Need					5						3			3
Use of Best Practice Models					3						2			3
Patient/Caregiver Education and Engagement					2						4			4
Follow-up Contact with Patients/Families Post Discharge					3						1			1
Setting up Primary Care Follow-up					4						1			5
Communication Between Providers					3						3			3
* Service Component Scores range from 5 to 1, with 5 = fully implemented standard of care and 1 = not part of standard of care														
Source: Herkimer HealthNet, 2014														

DOMAIN 3 DSRIP METRICS AND COUNTY QUARTILE RANKINGS (1ST-4TH) FOR THE LEATHERSTOCKING COLLABORATIVE HEALTH PARTNERS (LCHP) AND INDIVIDUAL COUNTIES* - Table 29															
							LCHP**	Chenango	Delaware	Herkimer	Madison	Oneida	Otsego	Schoharie	
Behavioral Health (Medicaid)															
PPV (for persons with BH diagnosis)															
% Antidepressant Medication Management								#	#	#	#	46.1/4th	#	#	
% DM monitoring for people with DM & Schizophrenia								#	#	#	#	75.4/1st	#	#	
% DM Screening for People with Schizophrenia/BPD and Antipsychotic Rx								#	#	82.9/2nd	#	73.7/4th	76.7/3rd	#	
% CVD Monitoring for People with CVD & Schizophrenia															
% Follow-up Care for Children Prescribed ADHD Rx								42.9/4th	#	45.0/4th	55.1/2nd	56.6/2nd	#	#	
% Follow-up after Hospitalization for Mental Illness								58.0/3rd	64.5/2nd	76.2/1st	63.6/3rd	67.6/2nd	50.9/4th	68.6/2nd	80.8/1st
% Screening for Clinical Depression and Follow-up															
% Adherence to Antipsychotic Rx for People with Schizophrenia								#	#	#	#	59.8/4th	#	#	
% Initiation & Engagement of Alcohol and Other Drug Dependence Rx								79.0/3rd	81.2/2nd	87.1/1st	79.3/2nd	74.7/4th	77.1/3rd	80.4/2nd	83.8/1st
* Counties are ranked from 1st (most favorable quartile ranking on the metric) to 4th (least favorable quartile ranking on the metric). Quartile rankings are used because the number of counties with values for each metric varies due to data suppression when numbers are small (< 30 cases).															
** The ranking for the 7 county LCHP is where it would rank as a single county in the quartile rankings for the state. An LCHP rank is only shown when data are available for all 7 counties.															
# Data suppressed due to small number of cases (<30) for the specific metric															
Source: New York State Department of Health, 2014															

PERCENTAGE OF INTERNAL MEDICINE AND FAMILY PRACTICE PATIENTS REPORTING "VERY GOOD" FOR MEASURES OF ACCESS, COMMUNICATION AND COORDINATION: JULY-SEPTEMBER, 2014 - Table 30																	
							Chenango	Delaware	Herkimer		Madison		Otsego	Schoharie			
ACCESS																	
Ease of getting clinic on phone							45.7%	68.1%	46.3%		55.9%		55.5%	59.7%			
Convenience of office hours							46.8%	70.4%	52.5%		57.1%		58.5%	65.8%			
Ease of scheduling appointments							53.2%	74.8%	54.4%		60.0%		61.6%	61.3%			
Wait time at clinic							44.7%	60.6%	47.3%		60.0%		52.1%	48.1%			
COMMUNICATION/COORDINATION																	
Provider's explanation of problem/condition							77.8%	77.4%	70.7%		79.4%		69.8%	76.9%			
Information from provider on medications							64.4%	73.3%	59.6%		75.4%		71.5%	75.0%			
Instructions from provider on follow-up care							71.4%	80.7%	59.3%		74.3%		73.0%	75.0%			
Provider used words you could understand							75.6%	73.1%	62.7%		88.6%		74.5%	78.7%			
How well staff worked together to care for you							77.8%	80.3%	70.0%		85.7%		70.5%	75.3%			
Source: Bassett Health Network, 2014																	

COUNTY RANKINGS (1-62) FOR THE SUPPLY OF PRIMARY CARE PHYSICIANS, OTHER PRIMARY CARE PROVIDERS AND MENTAL HEALTH PROVIDERS* - Table 31																		
								Chenango	Delaware	Herkimer	Madison	Oneida	Otsego	Schoharie				
CENTER FOR HEALTH WORKFORCE STUDIES																		
Primary Care Physician FTE/100,000 (2013)								53.4/49th	58.7/45th	41.8/57th	68.6/32nd	64.6/39th	110.0/3rd	57.4/46th				
UNIVERSITY OF WISCONSIN/RWJ COUNTY HEALTH RANKINGS																		
Population/Primary Care Physician (2011)								1928/37th	2503/48th	2468/47th	1667/28th	1370/20th	1015/6th	4072/60th				
Population/Other Primary Care Provider (2013)^								1560/28th	1818/38th	3395/59th	1765/35th	1134/13th	417/1st	4586/62nd				
Population/Mental Health Provider (2013)^^								694/24th	1182/51st	2304/61st	832/36th	825/35th	762/29th	1337/54th				
NEW YORK STATE OFFICE OF MENTAL HEALTH																		
Licensed Mental Health Professionals/10,000 (2014)^^^								17.4/45th	16.5/50th	12.9/58th	22.5/33rd	23.2/31st	22.5/32nd	13.1/56th				
* Counties are ranked from 1 (most favorable ranking on the metric) to 62 (least favorable ranking on the metric). The least favorable quartile corresponds to a ranking of 47-62.																		
^ Other Primary Care Providers include nurse practitioners, physician assistants and clinical nurse specialists																		
^^ Mental Health Providers include psychiatrists, psychologists, licensed clinical social workers, counselors and advanced practice nurses specializing in mental health care																		
^^^ Includes psychiatrists, psychologists, licensed clinical social workers, licensed master social workers, counselors, nurse practitioners-psychiatry, creative arts therapists, marriage and family therapists and psychoanalysts																		
Source: Center for Health Workforce Studies, University at Albany, SUNY and New York State Office of Mental Health																		

Assets & Resources that can be Mobilized & Employed

Domain	Project Selection	Assets / Resources that can be Mobilized & Employed
System Transformation	# 2.a.ii Increase certification of Primary Care Practitioners with Patient Centered Medical Home (PCMH) Certification and/or Advanced Primary Care Models	Agencies that provide basic needs such as DSS and Catholic Charities, Mental Health Clinics, SPOA, and Catskill Center for Independence could be mobilized and employed for this project as well as agencies that provide education and family support such as NAMI, LEAF and Pathfinder Village, Office for the Aging, Child Care Coordinating Councils, Perinatal Networks, and VA Clinics; and, to facilitate cultural competence and health literacy, educational institutions such as Hartwick College, SUNY, BOCES, Catskill-Hudson Area Health Education Program, local Libraries and Rural Health Education Networks could be mobilized.
	# 2.c.i Develop a community-based health navigation service to assist patients to access health care services efficiently	Resources that could be mobilized and employed for this project include Literacy Volunteers, Libraries, Catskill Center for Independence, NAMI and Project Independence, Care Coordinators, Case Managers and Advocacy Organizations. Educational institutions such as Hartwick College, SUNY, BOCES, and Catskill-Hudson Area Health Education Program could also be mobilized to ensure cultural competence.
	# 2.d.i Implement patient activation activities to engage, educate and integrate the uninsured and low / non-utilizing Medicaid populations into community-based care	The Catskill Center for Independence, SPOA, Springbrook, ARC, Child Care Coordinating Council, Catholic Charities, NAMI and Pathfinder Village would be suitable assets and resources to mobilize and employ for this project.
	# 2.b.vii Implement the INTERACT Project (inpatient transfer avoidance program for SNF)	Collaboration with educational institutions that have nursing programs, such as Hartwick College and SUNY Delhi would be suitable for this project. Also, Bassett medical residents/students could be potential assets.
	# 2.b.viii Mobile Primary Care, aka Hospital-Home Care Collaboration Solutions	Transition care could be facilitated with the mobilization of assets such as At Home Care, Office for the Aging, Visiting Nurses (licensed/home health), and local Departments of Health.
Clinical Improvement	# 3.a.i Integration of mental health and substance abuse services with primary care to ensure coordination of care for both services	Mobilization of the Mental Health Clinics, SPOA, NAMI, LEAF, RSS, Family Resource Network, Community Action Agencies, Catholic Charities, agencies that provide peer supports and recovery coaches such as Narcotics Anonymous and Friends of Recover would help facilitate this project.

	# 3.a.iv Development of withdrawal management capabilities and appropriate enhanced abstinence services within community-based addiction treatment programs (e.g. ambulatory detoxification, ancillary withdrawal services)	Agencies that provide non-traditional treatment such as acupuncture and neuro-feedback would be beneficial partners for this project, as well as NAMI, LEAF, Catholic Charities, Addiction Recovery Center, Friends of Recovery, SPOA, Alcohol and Drug Abuse Councils, DSS, Half-way Houses such as Fairview, County Mental Health Clinics, Care Coordinators and Case Managers.
	# 3.d.iii Implement evidence-based medicine guidelines for asthma management	Agencies to mobilize include the County Departments of Health, Blue Cross/Blue Shield of Western NY (Asthma Management Program), and the American Lung Association of the Northeast.
	# 3.g.i Integrate palliative care into the PCMH model	Hospice, At Home Care, County Departments of Health and Office for the Aging would be appropriate assets to mobilize for this project.
Population Project to improve Health Status & Reduce Health Disparities (Corresponding NYS Prevention Agenda / Focus Areas & Goals cited)	# 4.a.iii Strengthen mental health and substance abuse infrastructure across systems (NYS Prevention Agenda 2013-2017 Priority: Promote Mental Health & Prevention Substance Abuse / Focus Area 3: Strengthen Infrastructure Across Systems)	Agencies that could assist with this project include MCAT, Mental Health Clinics, DSS, Housing Services, Outpatient/Inpatient Services, RSS, SPOA, RSS, NAMI, LEAF, and BRiDGES.
	# 4.b.i Promote tobacco use cessation, especially among low SES populations and those with poor mental health (NYS Prevention Agenda 2013-2017 Priority: Prevent Chronic Diseases / Focus Area 2: Reduce Illness, disability & death related to tobacco use & second-hand smoke exposure / Goal 2.2: Promote tobacco cessation, especially among low SES populations & those with poor mental health)	LEAF, BRiDGES, Catskill Center for Independence, Departments of Public Health, Rural Health Networks and Community Action Agencies could be mobilized to facilitate this project.

Summary Chart

DOMAIN	PROJECT	Available DSRIP measure	DSRIP measure baseline finding	Other population findings	Rationale for choice	Plan Goal
2	2.a.ii	PPV, PPR, PQI, PDI	PPV=44./10, PPR=5.7/100 PQI=196.3/10,000 PDI=21.1/10,000	CAHPS surveys show some levels of patient dissatisfaction with access and communication. UHWS data show Medicaid status is related to high prevalence and inadequate management of chronic conditions and less use of preventive services. Focus groups express issues with access and quality of care. Workforce studies show limited per capita supply of providers.	Multiple data points suggest lack of timely and effective primary care with consumer concerns raised in surveys and focus groups.	All primary care practices in PPS achieve NCQA 2014 level 3 status
	2.b.vii	PQI, PPR	PPV=44./10, PPR=5.7/100 PQI=196.3/10,000 PDI=21.1/10,000	Nursing Home Quality Initiative data show elevated levels of avoidable hospitalizations and risk factors that might lead to hospital transfers. HANYS analysis of PPRs showed greater than expected readmissions from SNFs to Bassett Medical Center. Herkimer HealthNet study found gaps in follow-up procedures by SNFs.	Overall rates of PPRs and evidence of specific needs for improvement at SNFs.	INTERACT implemented in all participating SNFs, with reduction in hospitalizations.
	2.b.viii	PPV, PQI, PPR	PPV=44./10, PPR=5.7/100 PQI=196.3/10,000 PDI=21.1/10,000	HANYS analysis of PPRs showed greater than expected readmissions from Home Health Care to Bassett Medical Center. CMS report on home care patients served by a major home care agency in LCHP region found risk-adjusted improvements in client symptoms and functional status consistently smaller in comparison to national reference population, while ED use and hospitalization were higher. Analysis of discharge planning services identified gaps in process that might affect transition from home care.	Overall rates of PPRs, PQIs and PPVs, and CMS data showing suboptimal performance of local HHC agencies	Rapid Response Teams established and functioning within all participating HHCs in the PPS
	2.c.i	PPV, PPR, PQI, PDI	PPV=44./10, PPR=5.7/100 PQI=196.3/10,000 PDI=21.1/10,000	Medicaid subgroup in UHWS data was less likely to use preventive services, more likely for diabetes and asthma to require hospitalization and ED visits and more likely to miss doctor appointments due to problems with transportation. CAHPS surveys from primary care patients in LCHP counties found potential causes for inefficient use of services - difficulties with contacting clinics, scheduling appointments and fully understanding providers' explanations for medication use and follow-up care.	High levels of preventable ED use and hospitalization, consistent with excessive avoidable ED use and hospitalization by Medicaid enrollees in UHWS.	Establish functioning health navigation systems and resource guides in all LCHP counties.

DOMAIN	PROJECT	Available DSRIP measure	DSRIP measure baseline finding	Other population findings	Rationale for choice	Plan Goal
	2.d.i	PPV, PPR, PQI, PDI	PPV=44./10, PPR=5.7/100 PQI=196.3/10,000 PDI=21.1/10,000	UHWS data on Medicaid beneficiaries suggest a proportion are likely infrequent or non-users: 17% report no regular provider, high % with no cancer screening in 2-5 previous years. Uninsured adults in UHWS data are even more isolated from healthcare system, with non-use of preventive services more common and cost as a major barrier. Survey findings reinforced in themes from focus groups	High levels of preventable ED use and hospitalization, with evidence of high need from UHWS data on uninsured	Partnerships with CBOs in all LCHP counties will be established to engage uninsured and non/low using Medicaid population. Documented increased engagement of uninsured and previous low/non-users with healthcare system
3	3.a.i	Two domain3 behavioral metrics with data from all 7 LCHP counties: alcohol/drug treatment and follow-up after mental illness hospitalization. Domain 4 metrics on mental health and substance use.	Initiation of alcohol and drug dependency treatment = 79% Follow-up after hospitalization for mental illness=58% Prevalence of binge drinking=19.9% Frequent poor mental health days=11.3% Suicide mortality rate=11.4/100,000	Sharp increase in drug-related hospitalizations in most of the LCHP counties. UHWS data show that mental health problems are more prevalent among Medicaid enrollees than adults with other types of insurance, and that individuals with mental health diagnoses (regardless of insurance status) are more likely to have chronic physical conditions (e.g. diabetes, asthma, hypertension) and elevated risk factors (e.g. smoking, obesity). This pattern of co-morbidity was also observed in Salient data on mental health and SUDs among Medicaid beneficiaries with chronic conditions. Co-location is also critical given limited supply of behavioral health providers in the population.	Population evidence of current and emerging behavioral health problems. UHWS data on primary care health issues among those with mental health diagnoses.	Increase in co-located services in primary care and behavioral health service sites of LCHP counties.
	3.a.iv	Treatment for alcohol and drug dependency. Prevalence of binge drinking	Initiation of alcohol and drug dependency treatment = 79% Prevalence of binge drinking=19.9%	Prevalence of heavy drinking exceeded age-adjusted value for NYS in 6 of 7 LCHP counties. Drug-related hospitalizations have increased by over 60% in 6 of 7 LCHP counties between 2003-2005 and 2010-2012 compared to 5% increase for upstate NY counties overall. Similar time trend for poisoning hospitalizations and neonate drug-related hospitalizations in LCHP counties. Interviews with SUD service agencies in LCHP counties reveal limited local capacity for referrals for treatment.	High prevalence for indicators of problem drinking and high rate of increase in drug-related hospitalization. Agencies report struggle to meet local need.	Establish community-based addiction treatment programs providing services for withdrawal management.

DOMAIN	PROJECT	Available DSRIP measure	DSRIP measure baseline finding	Other population findings	Rationale for choice	Plan Goal
	3.d.iii	PQI15, PQI14, asthma ED visits	PQI15=14.7/10,000 PDI14=18.4/10,000 Asthma ED visits: 42.8/10,000	In addition to elevated rates for PQI15 and PDI14, PQI05 shows high rates for asthma/COPD hospitalization in older adults. UHWS data on LCHP county residents showed high prevalence of asthma in Medicaid enrollees and very strong association between Medicaid status and ED use and hospitalization among adults with asthma. BRFSS data show relatively high prevalence of household exposure to second hand smoke in LCHP counties.	High rates of hospitalization across the full age range. UHWS findings consistent with SPARCS data. Prevalent home exposure to second hand smoke.	Establish education and training programs on asthma management for primary care providers. Increase adherence to asthma management guidelines.
	3.g.i	No DSRIP metrics available at baseline.		Hospice Analytics report on % of Medicare deaths occurring in hospice in NYS counties in 2010 showed very high hospice use in 3 LCHP counties and very low use (lowest in the state) in 2 LCHP counties, with a 3rd county also near the bottom of NYS county rankings on hospice use. Quality Oncology Practice Initiative data for the regional cancer center for LCHP counties also showed low performance on end of life care and hospice discussion and referrals. Data on SNFs and home health patients also revealed lower levels of successful pain management than in reference populations.	Evidence of significant variation in hospice referral and enrollment, and in other elements of palliative care, e.g. management of pain	Integrate palliative care into all PPS primary care practices. Establish partnerships on end of life care with skilled nursing facilities and home health care agencies in LCHP counties.
4	4.a.iii	Prevalence of frequent poor mental health days; Prevalence of binge drinking; suicide mortality rate	Frequent poor mental health days=11.3%; Binge drinking=19.9%; Suicide mortality= 11.4/100,000	Dramatic increase in drug-related hospitalizations in past 7 years in most of the LCHP counties. Data on adolescents are available from several counties where YRBS was administered, showing significant levels of tobacco use, alcohol consumption and extended feelings of sadness. Independent workforce analyses show very limited supply of behavioral health providers in LCHP counties - confirmed by participants in focus groups and meetings of CBO during CNA process.	Indicators of high levels of mental health problems and emerging drug abuse based on trends in hospitalization. Very limited workforce makes collaboration and coordination essential.	Establish new partnerships for promotion of mental health and prevention of substance abuse. Establish interconnectivity across partners for sharing data and information.
	4.b.i	% adults who smoke	% adults who smoke= 23.3%	Prevalence of smoking is elevated across all LCHP counties and likely contributes to the high rates of hospitalization for asthma and COPD noted in the PQI and PPR rates for the counties. Data from the UHWS show that adults with Medicaid insurance are more likely to smoke than LCHP residents with other insurance, and additional stratification by mental health shows a higher prevalence of smoking by individuals with mental health diagnoses or frequent poor mental health days (regardless of insurance type). Prevalence of smoking and difficulty with smoking cessation was also documented for adolescents in several school districts of LCHP counties.	High prevalence of smoking and smoking related illness. Low current levels of participation in smoking cessation programs.	Increase tobacco-free policies in LCHP counties. Increase promotion and use of smoking cessation resources.

Process and Methods

A community needs assessment (CNA) working group within the Bassett Research Institute (BRI) Center for Rural Community Health was formed in August 2014 and began the process of compiling health care and community resources as well as identifying potential members of the CNA Subcommittee to provide guidance on the CNA for the 7 counties of the Leatherstocking Collaborative Health Partners (LCHP) Performing Provider System (PPS) - see the statement on inclusion of counties for the CNA in the Formulation section of Executive Summary.

Resource Compilation

Resources were compiled in a manner that would meet the essential components of the Needs Assessment and account for a hierarchy of basic human needs—food, safety, shelter and security. Relevant information was pulled from the 2013 Community Needs Assessments prepared by the Health Departments and hospitals of LCHP counties for the NYS Department of Health. Other, known published guides such as the 2014 Otsego County Guide and Otsego County Guide to Mental Health Services were also reviewed. Much of the detail required for the LCHP Community Needs Assessment was missing in these guides, but it was a starting point.

The group aimed to discover resources or strengths/assets in each county that cut across 3 Home Health Eligible Populations of all ages and needs including Medicaid enrollees:

- 1) Those in the community and independent
- 2) Those in assisted living & requiring assistance
- 3) Those at home and requiring assistance (social work required)

A description of health care resources would include medical and behavioral services available to residents within the PPS and outside of the PPS, the service area, capacity, Medicaid status, and expertise and certification. Community resources would describe agencies and organizations that fulfill basic life needs such as housing and food, specialty services such as education programs for children with disabilities, advocacy and peer support. Service components such as availability, accessibility, affordability and acceptability related to health literacy or the health consumer's ability to understand written material, the healthcare system and how to navigate it would be assessed, and the consumer's perception of the quality of healthcare would be in examined. The working group would employ an objective, systematic approach to identify, verify and detail resources.

IDENTIFY

Resources were identified by 1) pulling information from recently published assessments such as the aforementioned Health Department CHA/CHIPs and hospital CNA/CSPs; 2) asking expert Case Managers and Social Workers; 3) networking with Providers and with Ecumenical contacts; 4) Discovering resources embedded in local Community Guides available in public places such as the Library or Grocery Store; 5) Searching local paper listings for community services, phone books for directory listings and on-line for existing E-publications.

VERIFY & DETAIL

A template was constructed, and the working group would contact the organization or agency by e-mail or phone call to verify the information and obtain missing detail.

Detail Template

Community Resource:

Website:

Location:

Hours:

Area served:

Population Served:

Payment:

Certification:

Capacity:

Services provided:

Health Care Resource:

Location:

Hours:

Area served:

Capacity:

Payment:

Specialties:

The CNA Subcommittee

Stakeholder and community engagement for the CNA commenced with the identification of potential advisors to form the CNA subcommittee. A master list of candidates was compiled using key stakeholders involved in the needs assessments done by LCHP county health departments and hospitals for the NYS Department of Health in 2013; the DSRIP partnering organizations list; current inventories of community organizations; and nominations from other DSRIP committees. From the master list 30 members of the CNA subcommittee were chosen; since many members represented agencies serving multiple LCHP counties, each county had at least 8 representatives or members with active professional involvement in that county. The 30 members also represented the 10 community sectors noted as essential for promoting public health in the IOM report *The Future of the Public's Health in the 21st Century*.

The CNA subcommittee met at the beginning of October to discuss initial findings for DSRIP metrics in the 7 counties, to critique the initial inventory of community resources and assets and to identify gaps in documentation of health concerns and community capacity for health promotion. The subcommittee was asked for a) consideration of crucial health needs of the population and resources to address needs; b) guidance to obtain additional stakeholder input from community organizations; c) support for input from Medicaid enrollees and the uninsured; and d) assistance coordinating focus groups.

CNA Subcommittee Organizations and Agencies

Chenango County Community Mental Hygiene Services
Chenango Health Network
Delaware County Public Health Department
Delaware County Youth Bureau & Social Services
Delaware County Office of the Aging – NY Connects
Herkimer County HealthNet
Little Falls Hospital / Community Relations & Development
Madison County Rural Health Council
Community Action Partnership for Madison County
Home Helpers & Direct Link of Central NY
Rome Memorial Hospital (<u>has since withdrawn from this PPS</u>)
Otsego County Public Health Department
LEAF Council on Alcoholism & Addictions
Springbrook
Kennedy Willis Center / Pathfinder Village
SUNY Cobleskill Research Foundation
Cobleskill Regional Hospital

Schoharie County Community Action Program
University At Albany, SUNY - Center for Health Workforce Studies
Catskill Area Hospice & Palliative Care, Inc.
Catholic Charities of Delaware, Otsego & Schoharie Counties
Child Care Council of Cornell Cooperative Extension
Bassett Healthcare Network / At Home Care, Inc.
Family Planning of South Central New York, Inc.
The Neighborhood Center, Inc.
Bassett Healthcare Network / Care Coordination
Mohawk Valley Community Action Agency, Inc.
NAMI Otsego
Mohawk Valley Perinatal Network
Hartwick College

The subcommittee's size and diversity were effective for facilitating the different engagement strategies. During the month of October subcommittee members arranged for a CNA working group member to discuss and receive feedback on DSRIP and the CNA at scheduled or ad hoc meetings of 10 community service organizations within the LCHP counties.

Additional Stakeholders

Mohawk Valley Community Action Agency (MVCAA)
Community Services Board Meeting - Chenango County
Herkimer County HealthNet
Schoharie County Human Services Coordinating Council (SCHSCC)
Mobile Crisis Assessment Team: MCAT Goals and Services, Panel Presentation sponsored by NAMI - Otsego
Schoharie County Child Development Council (SCCDC) - Teleconference
Steering Committee of the Heroin/Opiate Task Force of Oneida County Department of Mental Health
At-Home Care Professional Advisory Committee (PAC) Meeting
Creating Healthy Places Program - SUNY Cobleskill
Catskill Center for Independence (CCFI)

To address limited public information on mental health and substance abuse referrals and resources in the LCHP counties, subcommittee members working in this area provided contacts for conducting in-depth interviews with providers from 10 centers and clinics serving 4 of the LCHP counties.

Organizations that Participated in the In-depth Telephone Interviews

Chenango County Mental Health
Bainbridge Outpatient Clinic
Chenango – Alcohol & Drug Abuse Services
Delaware County Alcohol & Drug Abuse Services
Delaware Valley Hospital / Addiction Treatment Center
Otsego County – Friends of Recovery
Rehabilitative Support Services (RSS)
NAMI Otsego*
LEAF Council on Alcoholism & Addictions*
Herkimer County Beacon Center

*CNA Subcommittee Member

For direct input on healthcare needs and experiences, subcommittee members from 6 organizations with presence in all 7 LCHP counties administered anonymous surveys to their low income clients on healthcare access and utilization; 290 surveys were completed to complement the population-based data already available from the UHWS. The Health Consumer Surveys were circulated for about 3 weeks during October.

Organizations that Distributed a Health Consumer Survey Targeting Medicaid Enrollees and the Uninsured

Catholic Charities Chenango
Catholic Charities of Delaware, Otsego & Schoharie Counties*
Otsego County Mental Health
DSS Otsego
Mohawk Valley Community Action Agency (MVCAA)**
Schoharie County Child Development Council (SCCDC)**

*CNA Subcommittee Member

**Stakeholder

In addition to serving as a catalyst for extended community engagement, CNA subcommittee members provided their own critique of CNA summary findings and proposed projects during the process.

Focus Groups

Three focus groups were conducted with residents from Chenango, Delaware and Schoharie Counties; one during the last week in October, the other two during the first week in November. The Schoharie County focus group was organized in collaboration with Schoharie County Child

Development Council (a stakeholder), with participation by 3 parents and caregivers of children in the Head Start program. The focus groups in Chenango and Delaware Counties were conducted in partnership with the neighboring DSRIP applicant, Southern Tier Rural Integrated PPS, whose region also includes Chenango and Delaware. Adults with Medicaid or no health insurance were recruited (7 in Chenango, 10 in Delaware) via multiple community agencies, e.g. county Department of Social Services, Public Health, Cornell Cooperative Extension, Public Housing Authorities, Community Health Centers and Chenango Health Network. In the 90 minute sessions the moderator led discussion of availability and barriers to healthcare services, what people can do to be healthy, awareness of community organizations with resources for supporting health and experiences using the Emergency Department for health problems. Notes and transcripts from these sessions were compiled for identification of main themes and planning potential projects.

Key Findings

The stakeholder and community engagement process revealed basic social needs affecting health such as access to healthy foods, adequate shelter and information about resources for health and the healthcare system. Limited sources of transportation in rural areas where all forms of healthcare services (e.g. urgent care, primary care, specialty services) are in short supply and span significant travel distances lead to ambulance transport and ED use as alternative options. Other cited challenges to access and quality of care include practices not accepting new patients, urgent care and walk-in clinics not being open when care is needed, delay in when appointments are available to see providers, too little time with providers (and feeling rushed during the appointment), inadequate continuity of care or co-ordination among multiple providers being seen (e.g. when providers rotate within a site), and deficiencies in the patient/provider relationship (i.e. insufficient cultural competence in provision of care) for Medicaid enrollees, the uninsured and the mentally ill. Difficulties with Medicaid enrollment and reimbursement were expressed by both consumers and providers.

Subcommittee Follow-up

During October members of the CNA subcommittee worked with the CNA working group to address the aforementioned gaps and the rationale for DSRIP projects under consideration by suggesting additional relevant data (often from their own organizations), by including discussion of the CNA in their organizations' October meetings (the working group participated in 10 such meetings) and by facilitating input of Medicaid beneficiaries and the uninsured through brief, anonymous surveys distributed within their organizations and through support for 3 focus groups. An updated summary of CNA findings and their relationship to proposed DSRIP projects was sent to the CNA subcommittee in mid-November for further input on CNA evidence and recommended linkage of community resources to projects.

Sources and Time Periods of Data Used

Collection/time periods for the Health Consumer Survey and focus group qualitative data are indicated and referenced data sources noted.