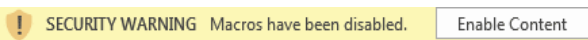





General Instructions		
Step	Description/Link	Image
1. Enable Content	Click "Enable Content" at the top of the screen to enable macros.	
2. Review AV Scorecard Overview	The AV scorecard Overview is a summary of the report Click to Access AV Scorecard Overview	Click to Access AV Scorecard Overview

Functionality		
Step	Description/Link	Image
1. Print	All tabs include a print button in the upper left hand corner. The AV Scorecard Overview tab also includes a "Print All" button which will print all relevany reports.	
2. Access Detailed Project Reports and return to AV Scorecard Overview	The AV Scorecard Overview tab is the landing page from which detailed project reports can be viewed. From the AV Scorecard Overview" click the relevant project button to access the project tab. From the project tab click "Save and Return" to access the AV Scorecard Overview	
3. Show or Hide reviewer comments	Each project tab includes a Show/Hide Reviewer Comments button on the left hand side of the screen. Click "Show Reviewer Comments" to show comments and "Hide Reviewer Comments" to hide comments.	



Print Summary

Print All

PPS Information

Quarter	DY2, Q1 April 1, 2016 - June 30, 2016 (Non-Payment Quarter)
PPS	Advocate Community Providers, Inc.
PPS Number	25

Achievement Value (AV) Scorecard Summary

Project Link (click on the purple link below to access each individual project report)	AV Data				Payment Data			
	AVs Available	AVs Awarded	AV Adjustment	Net AVs Awarded	Payment Available	Payment Earned	High Performance Funds	Total Payment Earned
Domain I - Organizational (All Projects)	5.00	5.00	0.00	5.00	<i>Organizational funds are embedded within each project's payment</i>			
2.a.i	19.00	19.00	0.00	19.00	\$ -	\$ -	\$ -	\$ -
2.a.iii	20.00	20.00	0.00	20.00	\$ -	\$ -	\$ -	\$ -
2.b.iii	20.00	20.00	0.00	20.00	\$ -	\$ -	\$ -	\$ -
2.b.iv	20.00	20.00	0.00	20.00	\$ -	\$ -	\$ -	\$ -
3.a.i	16.00	16.00	0.00	16.00	\$ -	\$ -	\$ -	\$ -
3.b.i	13.00	13.00	0.00	13.00	\$ -	\$ -	\$ -	\$ -
3.c.i	12.00	12.00	0.00	12.00	\$ -	\$ -	\$ -	\$ -
3.d.iii	10.00	10.00	0.00	10.00	\$ -	\$ -	\$ -	\$ -
4.b.i	14.00	14.00	0.00	14.00	\$ -	\$ -	\$ -	\$ -



Department of Health

Medicaid Redesign Team

New York State Department of Health
Delivery System Reform Incentive Payment (DSRIP) Program

*Achievement Value (AV) Scorecard
Advocate Community Providers, Inc.*

Print Summary

Print All

4.b.ii	21.00	21.00	0.00	21.00	\$ -	\$ -	\$ -	\$ -
AV Adjustments (Column F)								
Total	165.00	165.00	0.00	165.00	\$ -	\$ -	\$ -	\$ -



Save & Return

Print

Achievement Value (AV) Scorecard DY2, Q1 April 1, 2016 - June 30, 2016 (Non-Payment Advocate Community Providers, Inc. - Domain 1 Organizational AVs

Domain I Organizational Scoresheet						
Domain I Organizational	Review Status	AVs Available	AVs Awarded	Adjustments	Net AVs	AV
Workforce Strategy	Complete	1.00	1.00	0.00	1.00	100%
Section 01 - Budget	Complete	1.00	1.00	0.00	1.00	100%
Section 02 - Governance	Complete	1.00	1.00	0.00	1.00	100%
Section 03 - Financial Sustainability	Complete	1.00	1.00	0.00	1.00	100%
Section 04 - Cultural Competency & Health Literacy	Complete	1.00	1.00	0.00	1.00	100%
Section 05 - IT Systems and Processes	Complete	N/A	N/A	N/A	N/A	N/A
Section 06 - Performance Reporting	Complete	N/A	N/A	N/A	N/A	N/A
Section 07 - Practitioner Engagement	Complete	N/A	N/A	N/A	N/A	N/A
Section 08 - Population Health Management	Complete	N/A	N/A	N/A	N/A	N/A
Section 09 - Clinical Integration	Complete	N/A	N/A	N/A	N/A	N/A
Section 10 - General Project Reporting	Complete	N/A	N/A	N/A	N/A	N/A
Total	Complete	5.00	5.00	0.00	5.00	100%

Net Organizational AVs Awarded: 5 out of 5

Hide Reviewer Comments

Workforce Strategy							
Process Measure	AV Driving	Milestone	Required Due Date	Committed Due Date	Milestone Status	Reviewer Status	AV Awarded
Workforce Strategy Budget Updates							



Save & Return

Print

Achievement Value (AV) Scorecard DY2, Q1 April 1, 2016 - June 30, 2016 (Non-Payment Advocate Community Providers, Inc. - Domain 1 Organizational AVs

Additional Workforce Strategy Budget Updates (non AV-driving)	●	1. Define target workforce state (in line with DSRIP program's goals)	N/A	N/A	In Process	Pass & Ongoing	1
	●	2. Create a workforce transition roadmap for achieving defined target workforce	N/A	N/A	In Process	Pass & Ongoing	
	●	3. Perform detailed gap analysis between current state assessment of workforce and projected future state	N/A	N/A	In Process	Pass & Ongoing	
	●	4. Produce a compensation and benefit analysis, covering impacts on both retrained and redeployed staff, as well as new hires, particularly focusing on full and partial placements	N/A	N/A	Completed	Pass & Complete	
	●	5. Develop training strategy	N/A	N/A	In Process	Pass & Ongoing	
	●	Major Risks to Implementation & Risk Mitigation Strategies	N/A	N/A	In Process	Pass & Ongoing	



Save & Return

Print

Achievement Value (AV) Scorecard DY2, Q1 April 1, 2016 - June 30, 2016 (Non-Payment Advocate Community Providers, Inc. - Domain 1 Organizational AVs

Additional Workforce Strategy Topic Areas	●							N/A
	●	Major Dependencies on Organizational Workstreams	N/A	N/A	In Process	Pass & Ongoing		
	●	Roles and Responsibilities	N/A	N/A	In Process	Pass & Ongoing		
	●	Key Stakeholders	N/A	N/A	In Process	Pass & Ongoing		
	●	IT Expectations	N/A	N/A	In Process	Pass & Ongoing		
	●	Progress Reporting	N/A	N/A	In Process	Pass & Ongoing		
	Total							

Section 01 - Budget							
Process Measure	AV Driving	Milestone	Required Due Date	Committed Due Date	Milestone Status	Reviewer Status	AV Awarded
	●	Module 1.1 - PPS Budget Report (Baseline)	Ongoing	N/A	In Process	Pass & Ongoing	



Save & Return

Print

Achievement Value (AV) Scorecard DY2, Q1 April 1, 2016 - June 30, 2016 (Non-Payment Advocate Community Providers, Inc. - Domain 1 Organizational AVs)

Quarterly Project Reports, Project Budget and Flow of Funds	●	Module 1.2 - PPS Budget Report (Quarterly)	Ongoing	N/A	In Process	Pass & Ongoing	1	
	●	Module 1.3 - PPS Flow of Funds (Baseline)	Ongoing	N/A	In Process	Pass & Ongoing		
	●	Module 1.4 - PPS Flow of Funds (Quarterly)	Ongoing	N/A	In Process	Pass & Ongoing		
●	Quarterly Progress Reports	N/A	N/A	In Process	Pass & Ongoing			
Total							1	

Section 02 - Governance							
Process Measure	AV Driving	Milestone	Required Due Date	Committed Due Date	Milestone Status	Reviewer Status	AV Awarded
Governance Structure	●	1. Finalize governance structure and sub-committee structure	9/30/2015	9/30/2015	Completed	Pass & Complete	
	●	2. Establish a clinical governance structure, including clinical quality committees for each DSRIP project	12/31/2015	9/30/2015	Completed	Pass & Complete	



Save & Return

Print

Achievement Value (AV) Scorecard DY2, Q1 April 1, 2016 - June 30, 2016 (Non-Payment Advocate Community Providers, Inc. - Domain 1 Organizational AVs

Updates							1
	●	3. Finalize bylaws and policies or Committee Guidelines where applicable	9/30/2015	9/30/2015	Completed	Pass & Complete	
Governance Process Update	●	4. Establish governance structure reporting and monitoring processes	12/31/2015	12/31/2015	Completed	Pass & Complete	
	●	5. Finalize community engagement plan, including communications with the public and non-provider organizations (e.g. schools, churches, homeless services,	N/A	9/30/2015	Completed	Pass & Complete	
Additional Governance Milestones (non AV-driving)	●	6. Finalize partnership agreements or contracts with CBOs	N/A	12/31/2015	Completed	Pass (with Exception) & Ongoing	
	●	7. Finalize agency coordination plan aimed at engaging appropriate public sector agencies at state and local levels (e.g. local departments of health and	N/A	12/31/2015	Completed	Pass (with Exception) & Ongoing	
	●	8. Finalize workforce communication and engagement plan	N/A	12/31/2015	Completed	Pass & Complete	
						N/A	



Save & Return

Print

Achievement Value (AV) Scorecard DY2, Q1 April 1, 2016 - June 30, 2016 (Non-Payment Advocate Community Providers, Inc. - Domain 1 Organizational AVs

	●	9. Inclusion of CBOs in PPS Implementation	N/A	6/30/2017	In Process	Pass & Ongoing	
	●	Major Risks to Implementation & Risk Mitigation Strategies	N/A	N/A	In Process	Pass & Ongoing	
	●	Major Dependencies on Organizational Workstreams	N/A	N/A	In Process	Pass & Ongoing	
	●	Roles and Responsibilities	N/A	N/A	In Process	Pass & Ongoing	
Additional Governance Topic Areas	●	Key Stakeholders	N/A	N/A	In Process	Pass & Ongoing	N/A
	●	IT Expectations	N/A	N/A	In Process	Pass & Ongoing	
	●	Progress Reporting	N/A	N/A	In Process	Pass & Ongoing	
	Total						



Save & Return

Print

Achievement Value (AV) Scorecard DY2, Q1 April 1, 2016 - June 30, 2016 (Non-Payment Advocate Community Providers, Inc. - Domain 1 Organizational AVs

Process Measure	AV Driving	Milestone	Required Due Date	Committed Due Date	Milestone Status	Reviewer Status	AV Awarded
Financial Stability Update	●	1. Finalize PPS finance structure, including reporting structure	12/31/2015	12/31/2015	Completed	Pass & Complete	1
	●	2. Perform network financial health current state assessment and develop financial sustainability strategy to address key issues.	3/31/2016	3/31/2016	Completed	Pass & Complete	
	●	3. Finalize Compliance Plan consistent with New York State Social Services Law 363-d	12/31/2015	12/31/2015	Completed	Pass & Complete	
Additional Financial Stability Topic Areas	●	Major Risks to Implementation & Risk Mitigation Strategies	N/A	N/A	In Process	Pass & Ongoing	N/A
	●	Major Dependencies on Organizational Workstreams	N/A	N/A	In Process	Pass & Ongoing	
	●	Roles and Responsibilities	N/A	N/A	In Process	Pass & Ongoing	
	●	Key Stakeholders	N/A	N/A	On Hold	Pass & Ongoing	



Save & Return

Print

Achievement Value (AV) Scorecard DY2, Q1 April 1, 2016 - June 30, 2016 (Non-Payment Advocate Community Providers, Inc. - Domain 1 Organizational AVs

	●						
	●	IT Expectations	N/A	N/A	On Hold	Pass & Ongoing	
	●	Progress Reporting	N/A	N/A	On Hold	Pass & Ongoing	
Total							1

Section 04 - Cultural Competency & Health Literacy							
Process Measure	AV Driving	Milestone	Required Due Date	Committed Due Date	Milestone Status	Reviewer Status	AV Awarded
Cultural Competency /Health Literacy	●	1. Finalize cultural competency / health literacy strategy.	12/31/2015	12/31/2015	Completed	Pass & Complete	1
	●	2. Develop a training strategy focused on addressing the drivers of health disparities (beyond the availability of language-appropriate material).	6/30/2016	6/30/2016	Completed	Pass & Complete	
	●	Major Risks to Implementation & Risk Mitigation Strategies	N/A	N/A	In Process	Pass & Ongoing	



Save & Return

Print

Achievement Value (AV) Scorecard DY2, Q1 April 1, 2016 - June 30, 2016 (Non-Payment Advocate Community Providers, Inc. - Domain 1 Organizational AVs

Additional Cultural Competency /Health Literacy Topic Areas	●	Major Dependencies on Organizational Workstreams	N/A	N/A	In Process	Pass & Ongoing	N/A
	●	Roles and Responsibilities	N/A	N/A	In Process	Pass & Ongoing	
	●	Key Stakeholders	N/A	N/A	In Process	Pass & Ongoing	
	●	IT Expectations	N/A	N/A	In Process	Pass & Ongoing	
	●	Progress Reporting	N/A	N/A	In Process	Pass & Ongoing	
Total							1

Section 05 - IT Systems and Processes							
Process Measure	AV Driving	Milestone	Required Due Date	Committed Due Date	Milestone Status	Reviewer Status	AV Awarded
	●	1. Perform current state assessment of IT capabilities across network, identifying any critical gaps, including readiness for data sharing and the implementation of interoperable IT platform(s).	N/A	3/31/2016	Completed	Pass & Complete	



Save & Return

Print

Achievement Value (AV) Scorecard DY2, Q1 April 1, 2016 - June 30, 2016 (Non-Payment Advocate Community Providers, Inc. - Domain 1 Organizational AVs

IT Systems and Processes							N/A
	●	2. Develop an IT Change Management Strategy.	N/A	3/31/2016	Completed	Pass & Complete	
	●	3. Develop roadmap to achieving clinical data sharing and interoperable systems across PPS network	N/A	3/31/2016	Completed	Pass & Complete	
	●	4. Develop a specific plan for engaging attributed members in Qualifying Entities	N/A	6/30/2016	Completed	Pass & Complete	
	●	5. Develop a data security and confidentiality plan.	N/A	12/31/2016	Completed	Pass & Complete	
Additional IT Systems and Processes Topic Areas	●	Major Risks to Implementation & Risk Mitigation Strategies	N/A	N/A	In Process	Pass & Ongoing	N/A
	●	Major Dependencies on Organizational Workstreams	N/A	N/A	In Process	Pass & Ongoing	
	●	Roles and Responsibilities	N/A	N/A	In Process	Pass & Ongoing	



Save & Return

Print

Achievement Value (AV) Scorecard DY2, Q1 April 1, 2016 - June 30, 2016 (Non-Payment Advocate Community Providers, Inc. - Domain 1 Organizational AVs

Topic Areas						
●	Key Stakeholders	N/A	N/A	In Process	Pass & Ongoing	
●	Progress Reporting	N/A	N/A	In Process	Pass & Ongoing	
Total						0

Section 06 - Performance Reporting							
Process Measure	AV Driving	Milestone	Required Due Date	Committed Due Date	Milestone Status	Reviewer Status	AV Awarded
Performance Reporting	●	1. Establish reporting structure for PPS-wide performance reporting and communication.	N/A	3/31/2016	Completed	Pass & Complete	N/A
Performance Reporting	●	2. Develop training program for organizations and individuals throughout the network, focused on clinical quality and performance reporting.	N/A	3/31/2016	Completed	Pass & Complete	N/A
	●	Major Risks to Implementation & Risk Mitigation Strategies	N/A	N/A	In Process	Pass & Ongoing	
	●	Major Dependencies on Organizational Workstreams	N/A	N/A	In Process	Pass & Ongoing	



Save & Return

Print

Achievement Value (AV) Scorecard DY2, Q1 April 1, 2016 - June 30, 2016 (Non-Payment Advocate Community Providers, Inc. - Domain 1 Organizational AVs

Additional Performance Reporting Topic Areas	●						N/A
	●	Roles and Responsibilities	N/A	N/A	In Process	Pass & Ongoing	
	●						
	●	Key Stakeholders	N/A	N/A	In Process	Pass & Ongoing	
	●						
	●	IT Expectations	N/A	N/A	In Process	Pass & Ongoing	
	●						
	●	Progress Reporting	N/A	N/A	In Process	Pass & Ongoing	
Total							0

Section 07 - Practitioner Engagement							
Process Measure	AV Driving	Milestone	Required Due Date	Committed Due Date	Milestone Status	Reviewer Status	AV Awarded
	●	1. Develop Practitioners communication and engagement plan.	N/A	9/30/2015	Completed	Pass & Complete	



Save & Return

Print

Achievement Value (AV) Scorecard DY2, Q1 April 1, 2016 - June 30, 2016 (Non-Payment Advocate Community Providers, Inc. - Domain 1 Organizational AVs

Practitioner Engagement	●	2. Develop training / education plan targeting practitioners and other professional groups, designed to educate them about the DSRIP program and your PPS-specific quality improvement agenda.	N/A	12/31/2015	Completed	Pass & Complete	N/A	
Additional Practitioner Engagement Topic Areas	●	Major Risks to Implementation & Risk Mitigation Strategies	N/A	N/A	In Process	Pass & Ongoing	N/A	
	●	Major Dependencies on Organizational Workstreams	N/A	N/A	In Process	Pass & Ongoing		
	●	Roles and Responsibilities	N/A	N/A	In Process	Pass & Ongoing		
	●	Key Stakeholders	N/A	N/A	In Process	Pass & Ongoing		
●	IT Expectations	N/A	N/A	In Process	Pass & Ongoing			
●	Progress Reporting	N/A	N/A	In Process	Pass & Ongoing			



Save & Return

Print

Achievement Value (AV) Scorecard DY2, Q1 April 1, 2016 - June 30, 2016 (Non-Payment Advocate Community Providers, Inc. - Domain 1 Organizational AVs)

Total	0
--------------	----------

Section 08 - Population Health Management							
Process Measure	AV Driving	Milestone	Required Due Date	Committed Due Date	Milestone Status	Reviewer Status	AV Awarded
Population Health	●	1. Develop population health management roadmap.	N/A	6/30/2016	Completed	Pass & Complete	N/A
	●	2. Finalize PPS-wide bed reduction plan.	N/A	3/31/2017	In Process	Pass & Ongoing	N/A
Additional Population Health Topic Areas	●	Major Risks to Implementation & Risk Mitigation Strategies	N/A	N/A	In Process	Pass & Ongoing	N/A
	●	Major Dependencies on Organizational Workstreams	N/A	N/A	In Process	Pass & Ongoing	
	●	Roles and Responsibilities	N/A	N/A	In Process	Pass & Ongoing	
	●	Key Stakeholders	N/A	N/A	In Process	Pass & Ongoing	
	●	IT Expectations	N/A	N/A	In Process	Pass & Ongoing	



Save & Return

Print

Achievement Value (AV) Scorecard DY2, Q1 April 1, 2016 - June 30, 2016 (Non-Payment Advocate Community Providers, Inc. - Domain 1 Organizational AVs

	●						
	●	Progress Reporting	N/A	N/A	In Process	Pass & Ongoing	
Total							0

Section 09 - Clinical Integration

Process Measure	AV Driving	Milestone	Required Due Date	Committed Due Date	Milestone Status	Reviewer Status	AV Awarded
Clinical Integration	●	1. Perform a clinical integration 'needs assessment'.	N/A	3/31/2016	Completed	Pass & Complete	N/A
	●	2. Develop a Clinical Integration strategy.	N/A	9/30/2016	In Process	Pass & Ongoing	N/A
Additional Clinical	●	Major Risks to Implementation & Risk Mitigation Strategies	N/A	N/A	In Process	Pass & Ongoing	N/A
	●	Major Dependencies on Organizational Workstreams	N/A	N/A	In Process	Pass & Ongoing	
	●	Roles and Responsibilities	N/A	N/A	In Process	Pass & Ongoing	

N/A



Save & Return

Print

Achievement Value (AV) Scorecard DY2, Q1 April 1, 2016 - June 30, 2016 (Non-Payment Advocate Community Providers, Inc. - Domain 1 Organizational AVs

Integration Topic Areas	●	Key Stakeholders	N/A	N/A	In Process	Pass & Ongoing	N/A
	●	IT Expectations	N/A	N/A	In Process	Pass & Ongoing	
●	Progress Reporting	N/A	N/A	In Process	Pass & Ongoing	0	
Total							0



Save & Return

Print

Achievement Value (AV) Scorecard DY2, Q1 April 1, 2016 - June 30, 2016 (Non-Payment Quarter)
Advocate Community Providers, Inc. AV Adjustments

AV Adjustment Scoresheet								
Adjustment	AVs Per Project	Total Projects Selected	Total AVs Available	Total AVs Awarded		Adjusted AVs	Net AVs Awarded	
				Net Awarded	Percentage AV		Net Awarded	Percentage AV
Organizational Adjustments (applied to all projects)	5.00	10.00	50.00	50.00	100%	0.00	50.00	100%
Project Adjustments (applied to one project only)	Various	10.00	115.00	115.00	100%	0.00	115.00	100%
Total			165.00	165.00	100%	0.00	165.00	100%

Hide Reviewer Comments

Organizational

Project Adjustments

No AV Adjustments	
●	Please note that there are no AV adjustments for Advocate Community Providers, Inc. in DY2, Q1





Save & Return

Print

Achievement Value (AV) Scorecard DY2, Q1 April 1, 2016 - June 30, 2016 (Non-Payment Quarter)
Advocate Community Providers, Inc. - Project 2.a.i

Project Snapshot	
Project Domain	System Transformation Projects (Domain 2)
Project ID	2.a.i
Project Title	Create an Integrated Delivery System focused on Evidence Based Medicine and Population Health Management

Payment Snapshot	
Payment Available (DY2)	\$ 8,999,974.64
Funding Available for Distribution DY2Q1	-
Dollars Earned to Date (DY1)	\$ 8,275,739.29

2.a.i Scoresheet									
Domain	Component	Review Status	AVs Available	Net AVs Awarded	Percentage AV	Domain Funding % (DY2)	Domain Funding % (DY2, Q1)	Payment Available (\$)	Net Payment Earned (\$)
Domain 1	Domain 1 Organizational	Complete	5.00	5.00	100%	60%	0%	-	-
	Project Implementation Speed	N/A	0.00	0.00	0%				
	Patient Engagement Speed	N/A	0.00	0.00	0%				
Domain 1 Subtotal			5.00	5.00	100%	60%	0%	-	-
Domain 2	Domain 2 Pay for Reporting (P4R)	Complete	14.00	14.00	100%	40%	0%	-	-
	Domain 2 Pay for Performance (P4P)	N/A	N/A	N/A	N/A				
Domain 2 Subtotal			14.00	14.00	100%	40%	0%	-	-
Total			19.00	19.00	100%	100%	0%	-	-

Total Project 2.a.i AVs Awarded: 19 out of 19

Hide Reviewer Comments

Domain 1 Project Milestones - Project 2.a.i						
AV Driving	Project Requirement and Metric/Deliverable	Required Due Date	Committed Due Date	Milestone Status	Reviewer Status	AVs Awarded
●	Module 1 - Major risks to implementation and mitigation strategies	Ongoing	N/A	In Process	Pass & Ongoing	N/A



Save & Return

Print

Achievement Value (AV) Scorecard DY2, Q1 April 1, 2016 - June 30, 2016 (Non-Payment Quarter)
Advocate Community Providers, Inc. - Project 2.a.i

Total						0.00
Domain 1 Project Prescribed Milestones - Project 2.a.i						
AV Driving	Project Requirement and Metric/Deliverable	Required Due Date	Committed Due Date	Milestone Status	Reviewer Status	AVs Awarded
●	1. All PPS providers must be included in the Integrated Delivery System. The IDS should include all medical, behavioral, post-acute, long-term care, and community-based service providers within the PPS network; additionally, the IDS structure must include payers and social service organizations, as necessary to support its strategy.	12/31/2015	12/31/2015	Completed	Pass & Complete	N/A
●	2. Utilize partnering HH and ACO population health management systems and capabilities to implement the PPS' strategy towards evolving into an IDS. <i>Although the PPS did submit an Integrated Delivery System (IDS) Roadmap, the milestone also required that the PPS provide evidence of HH and ACO involvement in IDS which the documentation provided does not. Furthermore, the PPS submitted meeting sign-in sheets substantiating only the first metric requirement for the project with no periodic progress reports nor the meeting schedules submitted.</i>	3/31/2016	3/31/2016	Completed	Pass (with Exception) & Ongoing	N/A
●	3. Ensure patients receive appropriate health care and community support, including medical and behavioral health, post-acute care, long term care and public health services.	3/31/2017	3/31/2017	In Process	Pass & Ongoing	N/A
●	4. Ensure that all PPS safety net providers are actively sharing EHR systems with local health information exchange/RHIO/SHIN-NY and sharing health information among clinical partners, including directed exchange (secure messaging), alerts and patient record look up, by the end of Demonstration Year (DY) 3.	3/31/2018	3/31/2018	In Process	Pass & Ongoing	N/A



Save & Return

Print

Achievement Value (AV) Scorecard DY2, Q1 April 1, 2016 - June 30, 2016 (Non-Payment Quarter) Advocate Community Providers, Inc. - Project 2.a.i

●	5. Ensure that EHR systems used by participating safety net providers meet Meaningful Use and PCMH Level 3 standards and/or APCM by the end of Demonstration Year 3.	3/31/2018	3/31/2018	In Process	Pass & Ongoing	N/A
●	6. Perform population health management by actively using EHRs and other IT platforms, including use of targeted patient registries, for all participating safety net providers.	3/31/2017	3/31/2017	In Process	Pass & Ongoing	N/A
●	7. Achieve 2014 Level 3 PCMH primary care certification and/or meet state-determined criteria for Advanced Primary Care Models for all participating PCPs, expand access to primary care providers, and meet EHR Meaningful Use standards by the end of DY 3.	3/31/2018	3/31/2018	In Process	Pass & Ongoing	N/A
●	8. Contract with Medicaid Managed Care Organizations and other payers, as appropriate, as an integrated system and establish value-based payment arrangements.	6/30/2017	6/30/2017	In Process	Pass & Ongoing	N/A
●	9. Establish monthly meetings with Medicaid MCOs to discuss utilization trends, performance issues, and payment reform.	12/31/2016	12/31/2016	In Process	Pass & Ongoing	N/A
●	10. Re-enforce the transition towards value-based payment reform by aligning provider compensation to patient outcomes.	12/31/2017	12/31/2017	In Process	Pass & Ongoing	N/A



Save & Return

Print

Achievement Value (AV) Scorecard DY2, Q1 April 1, 2016 - June 30, 2016 (Non-Payment Quarter)
Advocate Community Providers, Inc. - Project 2.a.i

●	11. Engage patients in the integrated delivery system through outreach and navigation activities, leveraging community health workers, peers, and culturally competent community-based organizations, as appropriate.	6/30/2017	6/30/2017	In Process	Pass & Ongoing	N/A
Total						0.00

Domain 2 Pay for Performance and Pay for Reporting - Project 2.a.i (all Milestones are P4R in DY1)			
AV Driving	Measure	Reviewer Status	AVs Awarded
●	Adult Access to Preventive or Ambulatory Care - 20 to 44 years	Pass & Ongoing	0.33333333
●	Adult Access to Preventive or Ambulatory Care - 45 to 64 years	Pass & Ongoing	0.33333333
●	Adult Access to Preventive or Ambulatory Care - 65 and older	Pass & Ongoing	0.33333333
●	CAHPS Measures - Care Coordination with provider up-to-date about care received from other providers	Pass & Ongoing	1
●	Children's Access to Primary Care- 12 to 24 months	Pass & Ongoing	0.25
●	Children's Access to Primary Care- 25 months to 6 years	Pass & Ongoing	0.25



Save & Return

Print

*Achievement Value (AV) Scorecard DY2, Q1 April 1, 2016 - June 30, 2016 (Non-Payment Quarter)
Advocate Community Providers, Inc. - Project 2.a.i*

●			
●	Children's Access to Primary Care- 7 to 11 years	Pass & Ongoing	0.25
●	Children's Access to Primary Care- 12 to 19 years	Pass & Ongoing	0.25
●	Getting Timely Appointments, Care and information (Q6, 8, 10, and 12)	Pass & Ongoing	0.5
●	Helpful, Courteous, and Respectful Office Staff (Q24 and 25)	Pass & Ongoing	0.5
●	H-CAHPS – Care Transition Metrics	Pass & Ongoing	1
●	Medicaid Spending on ER and Inpatient Services ±	Pass & Ongoing	1
●	Medicaid spending on Primary Care and community based behavioral health care	Pass & Ongoing	1
●	PDI 90– Composite of all measures +/-	Pass & Ongoing	1



Save & Return

Print

*Achievement Value (AV) Scorecard DY2, Q1 April 1, 2016 - June 30, 2016 (Non-Payment Quarter)
Advocate Community Providers, Inc. - Project 2.a.i*

●			
●	Percent of eligible providers with participating agreements with RHIOs, meeting Meaningful Use criteria and able to participate in bidirectional exchange	Pass & Ongoing	1
●	Percent of PCP meeting PCMH (NCQA) or Advance Primary Care (SHIP) standards	Pass & Ongoing	1
●	Percent of total Medicaid provider reimbursement received through sub-capitation or other forms of non-FFS reimbursement	Pass & Ongoing	N/A
●	Potentially Avoidable Emergency Room Visits	Pass & Ongoing	1
●	Potentially Avoidable Readmissions	Pass & Ongoing	1
●	PQI 90 – Composite of all measures +/-	Pass & Ongoing	1
●	Primary Care - Length of Relationship - Q3	Pass & Ongoing	0.5
●	Primary Care - Usual Source of Care - Q2	Pass & Ongoing	0.5



Department
of Health

Medicaid
Redesign Team

New York State Department of Health
Delivery System Reform Incentive Payment (DSRIP) Program

Save & Return

Print

Achievement Value (AV) Scorecard DY2, Q1 April 1, 2016 - June 30, 2016 (Non-Payment Quarter)
Advocate Community Providers, Inc. - Project 2.a.i

Total	14.00



Save & Return

Print

Achievement Value (AV) Scorecard DY2, Q1 April 1, 2016 - June 30, 2016 (Non-Payment Quarter)
Advocate Community Providers, Inc. - Project 2.a.iii

Project Snapshot	
Project Domain	System Transformation Projects (Domain 2)
Project ID	2.a.iii
Project Title	Health Home At-Risk Intervention Program: Proactive management of higher risk patients not currently eligible for Health Homes through access to high quality primary care and support services

Payment Snapshot	
Payment Available (DY2)	\$ 7,303,977.86
Funding Available for Distribution DY2Q1	-
Dollars Earned to Date (DY1)	\$ 6,739,065.05

2.a.iii Scoresheet									
Domain	Component	Review Status	AVs Available	Net AVs Awarded	Percentage AV	Domain Funding % (DY2)	Domain Funding % (DY2, Q1)	Payment Available (\$)	Net Payment Earned (\$)
Domain 1	Domain 1 Organizational	Complete	5.00	5.00	100%	60%	0%	-	-
	Project Implementation Speed	N/A	0.00	0.00	0%				
	Patient Engagement Speed	Complete	1.00	1.00	100%				
Domain 1 Subtotal			6.00	6.00	100%	60%	0%	-	-
Domain 2	Domain 2 Pay for Reporting (P4R)	Complete	14.00	14.00	100%	40%	0%	-	-
	Domain 2 Pay for Performance (P4P)	N/A	N/A	N/A	N/A	0%	0%	-	-
Domain 2 Subtotal			14.00	14.00	100%	40%	0%	-	-
Total			20.00	20.00	100%	100%	0%	-	-

Total Project 2.a.iii AVs Awarded: 20 out of 20

Hide Reviewer Comments

Domain 1 Project Milestones - Project 2.a.iii						
AV Driving	Project Requirement and Metric/Deliverable	Required Due Date	Committed Due Date	Milestone Status	Reviewer Status	AVs Awarded
	Module 1 - Major risks to implementation and mitigation strategies	Ongoing	N/A	In Process	Pass & Ongoing	N/A



Save & Return

Print

Achievement Value (AV) Scorecard DY2, Q1 April 1, 2016 - June 30, 2016 (Non-Payment Quarter)
Advocate Community Providers, Inc. - Project 2.a.iii

●	Module 3 - Patient Engagement Speed	Ongoing	N/A	In Process	Pass (with Exception) & Ongoing	1
The Actively Engaged data submitted with your DY2 Q1 quarterly reports is under review by the IA, and was not subject to remediation as part of this quarterly review. The DY2 Q1 Actively Engaged data will be subject to remediation in DY2 Q2 along with the Actively Engaged data reported in DY2 Q2.						
Total						1.00

Domain 1 Project Prescribed Milestones - Project 2.a.iii						
AV Driving	Project Requirement and Metric/Deliverable	Required Due Date	Committed Due Date	Milestone Status	Reviewer Status	AVs Awarded
●	1. Develop a Health Home At-Risk Intervention Program, utilizing participating HHs as well as PCMH/APC PCPs in care coordination within the program.	12/31/2016	12/31/2016	In Process	Pass & Ongoing	N/A
●	2. Ensure all primary care providers participating in the project meet NCQA (2011) accredited Patient Centered Medical Home, Level 3 standards and will achieve NCQA 2014 Level 3 PCMH and/or Advanced Primary Care accreditation by Demonstration Year (DY) 3.	3/31/2018	3/31/2018	In Process	Pass & Ongoing	N/A
●	3. Ensure that all participating safety net providers are actively sharing EHR systems with local health information exchange/RHIO/SHIN-NY and sharing health information among clinical partners, including direct exchange (secure messaging), alerts and patient record look up.	3/31/2018	3/31/2018	In Process	Pass & Ongoing	N/A



Save & Return

Print

Achievement Value (AV) Scorecard DY2, Q1 April 1, 2016 - June 30, 2016 (Non-Payment Quarter) Advocate Community Providers, Inc. - Project 2.a.iii

●	4. Ensure that EHR systems used by participating safety net providers meet Meaningful Use and PCMH Level 3 standards and/or APCM.	3/31/2018	3/31/2018	In Process	Pass & Ongoing	N/A
●	5. Perform population health management by actively using EHRs and other IT platforms, including use of targeted patient registries, for all participating safety net providers.	3/31/2017	3/31/2017	In Process	Pass & Ongoing	N/A
●	6. Develop a comprehensive care management plan for each patient to engage him/her in care and to reduce patient risk factors.	3/31/2017	3/31/2017	In Process	Pass & Ongoing	N/A
●	7. Establish partnerships between primary care providers and the local Health Home for care management services. This plan should clearly delineate roles and responsibilities for both parties.	3/31/2017	3/31/2017	In Process	Pass & Ongoing	N/A
●	8. Establish partnerships between the primary care providers, in concert with the Health Home, with network resources for needed services. Where necessary, the provider will work with local government units (such as SPOAs and public health departments).	3/31/2017	3/31/2017	In Process	Pass & Ongoing	N/A
●	9. Implement evidence-based practice guidelines to address risk factor reduction as well as to ensure appropriate management of chronic diseases. Develop educational materials consistent with cultural and linguistic needs of the population.	3/31/2016	3/31/2016	Completed	Pass & Complete	N/A



Save & Return

Print

*Achievement Value (AV) Scorecard DY2, Q1 April 1, 2016 - June 30, 2016 (Non-Payment Quarter)
Advocate Community Providers, Inc. - Project 2.a.iii*

Total	0.00

Domain 2 Pay for Performance and Pay for Reporting - Project 2.a.iii (all Milestones are P4R in DY1)

AV Driving	Measure	Reviewer Status	AVs Awarded
●	Adult Access to Preventive or Ambulatory Care - 20 to 44 years	Pass & Ongoing	0.33333333
●	Adult Access to Preventive or Ambulatory Care - 45 to 64 years	Pass & Ongoing	0.33333333
●	Adult Access to Preventive or Ambulatory Care - 65 and older	Pass & Ongoing	0.33333333
●	CAHPS Measures - Care Coordination with provider up-to-date about care received from other providers	Pass & Ongoing	1
●	Children's Access to Primary Care- 12 to 19 years	Pass & Ongoing	0.25
●	Children's Access to Primary Care- 12 to 24 months	Pass & Ongoing	0.25



Save & Return

Print

*Achievement Value (AV) Scorecard DY2, Q1 April 1, 2016 - June 30, 2016 (Non-Payment Quarter)
Advocate Community Providers, Inc. - Project 2.a.iii*

●	Children's Access to Primary Care- 25 months to 6 years	Pass & Ongoing	0.25
●	Children's Access to Primary Care- 7 to 11 years	Pass & Ongoing	0.25
●	Getting Timely Appointments, Care and information (Q6, 8, 10, and 12)	Pass & Ongoing	0.5
●	Helpful, Courteous, and Respectful Office Staff (Q24 and 25)	Pass & Ongoing	0.5
●	H-CAHPS – Care Transition Metrics	Pass & Ongoing	1
●	Medicaid Spending on ER and Inpatient Services ±	Pass & Ongoing	1
●	Medicaid spending on Primary Care and community based behavioral health care	Pass & Ongoing	1
●	PDI 90– Composite of all measures +/-	Pass & Ongoing	1



Save & Return

Print

Achievement Value (AV) Scorecard DY2, Q1 April 1, 2016 - June 30, 2016 (Non-Payment Quarter)
Advocate Community Providers, Inc. - Project 2.a.iii

●	Percent of eligible providers with participating agreements with RHIOs, meeting Meaningful Use criteria and able to participate in bidirectional exchange	Pass & Ongoing	1
●	Percent of PCP meeting PCMH (NCQA) or Advance Primary Care (SHIP) standards	Pass & Ongoing	1
●	Percent of total Medicaid provider reimbursement received through sub-capitation or other forms of non-FFS reimbursement	Pass & Ongoing	N/A
●	Potentially Avoidable Emergency Room Visits	Pass & Ongoing	1
●	Potentially Avoidable Readmissions	Pass & Ongoing	1
●	PQI 90 – Composite of all measures +/-	Pass & Ongoing	1
●	Primary Care - Length of Relationship - Q3	Pass & Ongoing	0.5
●	Primary Care - Usual Source of Care - Q2	Pass & Ongoing	0.5



Department
of Health

Medicaid
Redesign Team

New York State Department of Health
Delivery System Reform Incentive Payment (DSRIP) Program

Save & Return

Print

Achievement Value (AV) Scorecard DY2, Q1 April 1, 2016 - June 30, 2016 (Non-Payment Quarter)
Advocate Community Providers, Inc. - Project 2.a.iii

Total	14.00
-------	-------



Save & Return

Print

Achievement Value (AV) Scorecard DY2, Q1 April 1, 2016 - June 30, 2016 (Non-Payment Quarter)
Advocate Community Providers, Inc. - Project 2.b.iii

Project Snapshot	
Project Domain	System Transformation Projects
Project ID	2.b.iii
Project Title	ED care triage for at-risk populations

Payment Snapshot	
Payment Available (DY2)	\$ 6,369,901.17
Funding Available for Distribution DY2Q1	-
Dollars Earned to Date (DY1)	\$ 5,877,232.81

2.b.iii Scoresheet									
Domain	Component	Review Status	AVs Available	Net AVs Awarded	Percentage AV	Domain Funding % (DY2)	Domain Funding % (DY2, Q1)	Payment Available (\$)	Net Payment Earned (\$)
Domain 1	Domain 1 Organizational	Complete	5.00	5.00	100%	60%	0%	-	-
	Project Implementation Speed	N/A	0.00	0.00	0%				
	Patient Engagement Speed	Complete	1.00	1.00	100%				
Domain 1 Subtotal			6.00	6.00	100%	60%	0%	-	-
Domain 2	Domain 2 Pay for Reporting (P4R)	Complete	14.00	14.00	100%	40%	0%	-	-
	Domain 2 Pay for Performance (P4P)	N/A	N/A	N/A	N/A				
Domain 2 Subtotal			14.00	14.00	100%	40%	0%	-	-
Total		Complete	20.00	20.00	100%	100%	0%	-	-

Total Project 2.b.iii AVs Awarded: 20 out of 20

Hide Reviewer Comments

Domain 1 Project Milestones - Project 2.b.iii						
AV Driving	Project Requirement and Metric/Deliverable	Required Due Date	Committed Due Date	Milestone Status	Reviewer Status	AVs Awarded
	Module 1 - Major risks to implementation and mitigation strategies	Ongoing	N/A	In Process	Pass & Ongoing	N/A



Save & Return

Print

Achievement Value (AV) Scorecard DY2, Q1 April 1, 2016 - June 30, 2016 (Non-Payment Quarter)
Advocate Community Providers, Inc. - Project 2.b.iii

●	Module 3 - Patient Engagement Speed	Ongoing	N/A	In Process	Pass (with Exception) & Ongoing	1
The Actively Engaged data submitted with your DY2 Q1 quarterly reports is under review by the IA, and was not subject to remediation as part of this quarterly review. The DY2 Q1 Actively Engaged data will be subject to remediation in DY2 Q2 along with the Actively Engaged data reported in DY2 Q2.						
Total						1.00

Domain 1 Project Prescribed Milestones - Project 2.b.iii						
AV Driving	Project Requirement and Metric/Deliverable	Required Due Date	Committed Due Date	Milestone Status	Reviewer Status	AVs Awarded
●	1. Establish ED care triage program for at-risk populations	6/30/2016	6/30/2016	Completed	Pass & Complete	N/A
●	2. Participating EDs will establish partnerships to community primary care providers with an emphasis on those that are PCMHs and have open access scheduling. a. Achieve NCQA 2014 Level 3 Medical Home standards or NYS Advanced Primary Care Model standards by the end of DSRIP Year 3. b. Develop process and procedures to establish connectivity between the emergency department and community primary care providers.	3/31/2018	3/31/2018	In Process	Pass & Ongoing	N/A



Save & Return

Print

Achievement Value (AV) Scorecard DY2, Q1 April 1, 2016 - June 30, 2016 (Non-Payment Quarter)
Advocate Community Providers, Inc. - Project 2.b.iii

●	3. For patients presenting with minor illnesses who do not have a primary care provider: a. Patient navigators will assist the presenting patient to receive an immediate appointment with a primary care provider, after required medical screening examination, to validate a non-emergency need. b. Patient navigator will assist the patient with identifying and accessing needed community support resources. c. Patient navigator will assist the member in receiving a timely appointment with that provider's office (for patients with a primary care	12/31/2015	12/31/2015	Completed	Pass & Complete	N/A
●	4. Established protocols allowing ED and first responders - under supervision of the ED practitioners - to transport patients with non-acute disorders to alternate care sites including the PCMH to receive more appropriate level of care. (This requirement is optional.)	3/31/2020	3/31/2020	In Process	Pass & Ongoing	N/A
●	5. Use EHRs and other technical platforms to track all patients engaged in the project.	3/31/2017	3/31/2017	In Process	Pass & Ongoing	N/A
Total						0.00

Domain 2 Pay for Performance and Pay for Reporting - Project 2.b.iii (all Milestones are P4R in DY1)			
AV Driving	Measure	Reviewer Status	AVs Awarded
●	Adult Access to Preventive or Ambulatory Care - 20 to 44 years	Pass & Ongoing	0.33333333



Save & Return

Print

Achievement Value (AV) Scorecard DY2, Q1 April 1, 2016 - June 30, 2016 (Non-Payment Quarter) Advocate Community Providers, Inc. - Project 2.b.iii

●	Adult Access to Preventive or Ambulatory Care - 45 to 64 years	Pass & Ongoing	0.33333333
●	Adult Access to Preventive or Ambulatory Care - 65 and older	Pass & Ongoing	0.33333333
●	CAHPS Measures - Care Coordination with provider up-to-date about care received from other providers	Pass & Ongoing	1
●	Children's Access to Primary Care- 12 to 19 years	Pass & Ongoing	0.25
●	Children's Access to Primary Care- 12 to 24 months	Pass & Ongoing	0.25
●	Children's Access to Primary Care- 25 months to 6 years	Pass & Ongoing	0.25
●	Children's Access to Primary Care- 7 to 11 years	Pass & Ongoing	0.25
●	Getting Timely Appointments, Care and information (Q6, 8, 10, and 12)	Pass & Ongoing	0.5



Save & Return

Print

Achievement Value (AV) Scorecard DY2, Q1 April 1, 2016 - June 30, 2016 (Non-Payment Quarter)
Advocate Community Providers, Inc. - Project 2.b.iii

●	Helpful, Courteous, and Respectful Office Staff (Q24 and 25)	Pass & Ongoing	0.5
●	H-CAHPS – Care Transition Metrics	Pass & Ongoing	1
●	Medicaid Spending on ER and Inpatient Services ±	Pass & Ongoing	1
●	Medicaid spending on Primary Care and community based behavioral health care	Pass & Ongoing	1
●	PDI 90– Composite of all measures +/-	Pass & Ongoing	1
●	Percent of eligible providers with participating agreements with RHIOs, meeting Meaningful Use criteria and able to participate in bidirectional exchange	Pass & Ongoing	1
●	Percent of PCP meeting PCMH (NCQA) or Advance Primary Care (SHIP) standards	Pass & Ongoing	1



Save & Return

Print

Achievement Value (AV) Scorecard DY2, Q1 April 1, 2016 - June 30, 2016 (Non-Payment Quarter)
Advocate Community Providers, Inc. - Project 2.b.iii

●	Percent of total Medicaid provider reimbursement received through sub-capitation or other forms of non-FFS reimbursement	Pass & Ongoing	N/A
●	Potentially Avoidable Emergency Room Visits	Pass & Ongoing	1
●	Potentially Avoidable Readmissions	Pass & Ongoing	1
●	PQI 90 – Composite of all measures +/-	Pass & Ongoing	1
●	Primary Care - Length of Relationship - Q3	Pass & Ongoing	0.5
●	Primary Care - Usual Source of Care - Q2	Pass & Ongoing	0.5
Total			14.00



Save & Return

Print

Achievement Value (AV) Scorecard DY2, Q1 April 1, 2016 - June 30, 2016 (Non-Payment Quarter)
Advocate Community Providers, Inc. - Project 2.b.iv

Project Snapshot	
Project Domain	System Transformation Projects (Domain 2)
Project ID	2.b.iv
Project Title	Care transitions intervention patients with a care transition plan developed prior to discharge.

Payment Snapshot	
Payment Available (DY2)	\$ 6,846,755.55
Funding Available for Distribution DY2Q1	-
Dollars Earned to Date (DY1)	\$ 6,317,205.76

2.b.iv Scoresheet									
Domain	Component	Review Status	AVs Available	Net AVs Awarded	Percentage AV	Domain Funding % (DY2)	Domain Funding % (DY2, Q1)	Payment Available (\$)	Net Payment Earned (\$)
Domain 1	Domain 1 Organizational	Complete	5.00	5.00	100%	60%	0%	-	-
	Project Implementation Speed	N/A	0.00	0.00	0%				
	Patient Engagement Speed	Complete	1.00	1.00	100%				
Domain 1 Subtotal			6.00	6.00	100%	60%	0%	-	-
Domain 2	Domain 2 Pay for Reporting (P4R)	Complete	14.00	14.00	100%	40%	0%	-	-
	Domain 2 Pay for Performance (P4P)	N/A	N/A	N/A	N/A	0%	0%	-	-
Domain 2 Subtotal			14.00	14.00	100%	40%	0%	-	-
Total		Complete	20.00	20.00	100%	100%	0%	-	-

Total Project 2.b.iv AVs Awarded: 20 out of 20

Hide Reviewer Comments

Domain 1 Project Milestones - Project 2.b.iv						
AV Driving	Project Requirement and Metric/Deliverable	Required Due Date	Committed Due Date	Milestone Status	Reviewer Status	AVs Awarded
	Module 1 - Major risks to implementation and mitigation strategies	Ongoing	N/A	In Process	Pass & Ongoing	N/A



Save & Return

Print

Achievement Value (AV) Scorecard DY2, Q1 April 1, 2016 - June 30, 2016 (Non-Payment Quarter)
Advocate Community Providers, Inc. - Project 2.b.iv

●	Module 3 - Patient Engagement Speed	Ongoing	N/A	In Process	Pass (with Exception) & Ongoing	1
The Actively Engaged data submitted with your DY2 Q1 quarterly reports is under review by the IA, and was not subject to remediation as part of this quarterly review. The DY2 Q1 Actively Engaged data will be subject to remediation in DY2 Q2 along with the Actively Engaged data reported in DY2 Q2.						
Total						1.00

Domain 1 Project Prescribed Milestones - Project 2.b.iv						
AV Driving	Project Requirement and Metric/Deliverable	Required Due Date	Committed Due Date	Milestone Status	Reviewer Status	AVs Awarded
●	1. Develop standardized protocols for a Care Transitions Intervention Model with all participating hospitals, partnering with a home care service or other appropriate community agency.	3/31/2016	3/31/2016	Completed	Pass & Complete	N/A
●	2. Engage with the Medicaid Managed Care Organizations and Health Homes to develop transition of care protocols that will ensure appropriate post-discharge protocols are followed.	12/31/2016	12/31/2016	In Process	Pass & Ongoing	N/A
●	3. Ensure required social services participate in the project.	12/31/2015	12/31/2015	Completed	Pass & Complete	N/A



Save & Return

Print

Achievement Value (AV) Scorecard DY2, Q1 April 1, 2016 - June 30, 2016 (Non-Payment Quarter)
Advocate Community Providers, Inc. - Project 2.b.iv

●	4. Transition of care protocols will include early notification of planned discharges and the ability of the transition care manager to visit the patient in the hospital to develop the transition of care services.	6/30/2016	3/31/2017	In Process	Pass & Ongoing	N/A
●	5. Protocols will include care record transitions with timely updates provided to the members' providers, particularly primary care provider.	3/31/2017	3/31/2017	In Process	Pass & Ongoing	N/A
●	6. Ensure that a 30-day transition of care period is established.	6/30/2015	6/30/2015	In Process	Pass & Ongoing	N/A
●	7. Use EHRs and other technical platforms to track all patients engaged in the project.	3/31/2017	3/31/2017	In Process	Pass & Ongoing	N/A
Total						0.00

Domain 2 Pay for Performance and Pay for Reporting - Project 2.b.iv (all Milestones are P4R in DY1)			
AV Driving	Measure	Reviewer Status	AVs Awarded
●	Adult Access to Preventive or Ambulatory Care - 20 to 44 years	Pass & Ongoing	0.33333333
●	Adult Access to Preventive or Ambulatory Care - 45 to 64 years	Pass & Ongoing	0.33333333



Save & Return

Print

*Achievement Value (AV) Scorecard DY2, Q1 April 1, 2016 - June 30, 2016 (Non-Payment Quarter)
Advocate Community Providers, Inc. - Project 2.b.iv*

●	Adult Access to Preventive or Ambulatory Care - 65 and older	Pass & Ongoing	0.33333333
●	CAHPS Measures - Care Coordination with provider up-to-date about care received from other providers	Pass & Ongoing	1
●	Children's Access to Primary Care- 12 to 19 years	Pass & Ongoing	0.25
●	Children's Access to Primary Care- 12 to 24 months	Pass & Ongoing	0.25
●	Children's Access to Primary Care- 25 months to 6 years	Pass & Ongoing	0.25
●	Children's Access to Primary Care- 7 to 11 years	Pass & Ongoing	0.25
●	Getting Timely Appointments, Care and information (Q6, 8, 10, and 12)	Pass & Ongoing	0.5
●	Helpful, Courteous, and Respectful Office Staff (Q24 and 25)	Pass & Ongoing	0.5



Save & Return

Print

*Achievement Value (AV) Scorecard DY2, Q1 April 1, 2016 - June 30, 2016 (Non-Payment Quarter)
Advocate Community Providers, Inc. - Project 2.b.iv*

●	H-CAHPS – Care Transition Metrics	Pass & Ongoing	1
●	Medicaid Spending on ER and Inpatient Services ±	Pass & Ongoing	1
●	Medicaid spending on Primary Care and community based behavioral health care	Pass & Ongoing	1
●	PDI 90– Composite of all measures +/-	Pass & Ongoing	1
●	Percent of eligible providers with participating agreements with RHIOs, meeting Meaningful Use criteria and able to participate in bidirectional exchange	Pass & Ongoing	1
●	Percent of PCP meeting PCMH (NCQA) or Advance Primary Care (SHIP) standards	Pass & Ongoing	1
●	Percent of total Medicaid provider reimbursement received through sub-capitation or other forms of non-FFS reimbursement	Pass & Ongoing	N/A



Save & Return

Print

*Achievement Value (AV) Scorecard DY2, Q1 April 1, 2016 - June 30, 2016 (Non-Payment Quarter)
Advocate Community Providers, Inc. - Project 2.b.iv*

●	Potentially Avoidable Emergency Room Visits	Pass & Ongoing	1
●	Potentially Avoidable Readmissions	Pass & Ongoing	1
●	PQI 90 – Composite of all measures +/-	Pass & Ongoing	1
●	Primary Care - Length of Relationship - Q3	Pass & Ongoing	0.5
●	Primary Care - Usual Source of Care - Q2	Pass & Ongoing	0.5
Total			14.00



Save & Return

Print

Achievement Value (AV) Scorecard DY2, Q1 April 1, 2016 - June 30, 2016 (Non-Payment Quarter)
Advocate Community Providers, Inc. - Project 3.a.i

Project Snapshot	
Project Domain	Clinical Improvement Projects (Domain 3)
Project ID	3.a.i
Project Title	Integration of primary care and behavioral health services

Payment Snapshot	
Payment Available (DY2)	\$ 6,146,115.23
Funding Available for Distribution DY2Q1	-
Dollars Earned to Date (DY1)	\$ 5,670,755.18

3.a.i Scoresheet									
Domain	Component	Review Status	AVs Available	Net AVs Awarded	Percentage AV	Domain Funding % (DY2)	Domain Funding % (DY2, Q1)	Payment Available (\$)	Net Payment Earned (\$)
Domain 1	Domain 1 Organizational	Complete	5.00	5.00	100%	60%	0%	-	-
	Project Implementation Speed	N/A	0.00	0.00	0%				
	Patient Engagement Speed	Complete	1.00	1.00	100%				
Domain 1 Subtotal			6.00	6.00	100%	60%	0%	-	-
Domain 3	Domain 3 Pay for Reporting (P4R)	Complete	10.00	10.00	100%	16%	0%	-	-
	Domain 3 Pay for Performance	N/A	N/A	N/A	N/A	24%	0%	-	-
Domain 3 Subtotal			10.00	10.00	100%	40%	0%	-	-
Total		Complete	16.00	16.00	100%	100%	0%	-	-

Hide Reviewer Comments

Total Project 3.a.i AVs Awarded: 16 out of 16

Domain 1 Project Milestones - Project 3.a.i						
AV Driving	Project Requirement and Metric/Deliverable	Required Due Date	Committed Due Date	Milestone Status	Reviewer Status	AVs Awarded
	Module 1 - Major risks to implementation and mitigation strategies	Ongoing	N/A	In Process	Pass & Ongoing	N/A



Save & Return

Print

Achievement Value (AV) Scorecard DY2, Q1 April 1, 2016 - June 30, 2016 (Non-Payment Quarter)
Advocate Community Providers, Inc. - Project 3.a.i

	Module 3 - Patient Engagement Speed	Ongoing	N/A	In Process	Pass (with Exception) & Ongoing	1
The Actively Engaged data submitted with your DY2 Q1 quarterly reports is under review by the IA, and was not subject to remediation as part of this quarterly review. The DY2 Q1 Actively Engaged data will be subject to remediation in DY2 Q2 along with the Actively Engaged data reported in DY2 Q2.						
Total						1

Domain 1 Project Prescribed Milestones - Project 3.a.i Models 1, 2 and 3

3.a.i Model 1
 3.a.i Model 2
 3.a.i Model 3

Model	AV Driving	Project Requirement and Metric/Deliverable	Required Due Date	Committed Due Date	Milestone Status	Reviewer Status	AVs Awarded
3.a.i Model 1	●	1. Co-locate behavioral health services at primary care practice sites. All participating primary care practices must meet 2014 NCQA level 3 PCMH or Advance Primary Care Model standards by DY 3.	3/31/2018	3/31/2018	In Process	Pass & Ongoing	N/A
	●	2. Develop collaborative evidence-based standards of care including medication management and care engagement process.	6/30/2016	3/31/2017	In Process	Pass & Ongoing	N/A



Save & Return

Print

Achievement Value (AV) Scorecard DY2, Q1 April 1, 2016 - June 30, 2016 (Non-Payment Quarter)
Advocate Community Providers, Inc. - Project 3.a.i

	●	3. Conduct preventive care screenings, including behavioral health screenings (PHQ-2 or 9 for those screening positive, SBIRT) implemented for all patients to identify unmet needs.	12/31/2016	12/31/2016	In Process	Pass & Ongoing	N/A
	●	4. Use EHRs or other technical platforms to track all patients engaged in this project.	3/31/2017	3/31/2017	In Process	Pass & Ongoing	N/A
3.a.i Model 2	●	5. Co-locate primary care services at behavioral health sites.	3/31/2018	3/31/2018	In Process	Pass & Ongoing	N/A
	●	6. Develop collaborative evidence-based standards of care including medication management and care engagement process.	6/30/2016	3/31/2017	In Process	Pass & Ongoing	N/A
	●	7. Conduct preventive care screenings, including behavioral health screenings (PHQ-2 or 9 for those screening positive, SBIRT) implemented for all patients to identify unmet needs.	12/31/2016	12/31/2016	In Process	Pass & Ongoing	N/A
	●	8. Use EHRs or other technical platforms to track all patients engaged in this project.	3/31/2017	3/31/2017	In Process	Pass & Ongoing	N/A
	●	9. Implement IMPACT Model at Primary Care Sites.	3/31/2017	3/31/2017	In Process	Pass & Ongoing	N/A



Save & Return

Print

Achievement Value (AV) Scorecard DY2, Q1 April 1, 2016 - June 30, 2016 (Non-Payment Quarter)
Advocate Community Providers, Inc. - Project 3.a.i

3.a.i Model 3	●						
	●	10. Utilize IMPACT Model collaborative care standards, including developing coordinated evidence-based care standards and policies and procedures for care engagement.	6/30/2016	3/31/2017	In Process	Pass & Ongoing	N/A
	●						
	●	11. Employ a trained Depression Care Manager meeting requirements of the IMPACT model.	6/30/2016	3/31/2017	In Process	Pass & Ongoing	N/A
	●						
	●	12. Designate a Psychiatrist meeting requirements of the IMPACT Model.	6/30/2016	3/31/2017	In Process	Pass & Ongoing	N/A
	●						
	●	13. Measure outcomes as required in the IMPACT Model.	6/30/2016	3/31/2017	In Process	Pass & Ongoing	N/A
●							
●	14. Provide "stepped care" as required by the IMPACT Model.	12/31/2015	12/31/2015	Completed	Pass & Complete	N/A	
●							
●	15. Use EHRs or other technical platforms to track all patients engaged in this project.	3/31/2017	3/31/2017	In Process	Pass & Ongoing	N/A	
Total							0

Domain 3 Pay for Performance and Pay for Reporting - Project 3.a.i (all Milestones are P4R in DY1)



Save & Return

Print

*Achievement Value (AV) Scorecard DY2, Q1 April 1, 2016 - June 30, 2016 (Non-Payment Quarter)
Advocate Community Providers, Inc. - Project 3.a.i*

AV Driving	Measure	Reviewer Status	AVs Awarded
●	Adherence to Antipsychotic Medications for People with Schizophrenia	Pass & Ongoing	1
●	Antidepressant Medication Management - Effective Acute Phase Treatment	Pass & Ongoing	0.5
●	Antidepressant Medication Management - Effective Continuation Phase Treatment	Pass & Ongoing	0.5
●	Cardiovascular Monitoring for People with Cardiovascular Disease and Schizophrenia	Pass & Ongoing	1
●	Diabetes Monitoring for People with Diabetes and Schizophrenia	Pass & Ongoing	1
●	Diabetes Screening for People with Schizophrenia or Bipolar Disease who are Using Antipsychotic Medication	Pass & Ongoing	1
●	Follow-up after hospitalization for Mental Illness - within 30 days	Pass & Ongoing	0.5
●	Follow-up after hospitalization for Mental Illness - within 7 days	Pass & Ongoing	0.5



Save & Return

Print

*Achievement Value (AV) Scorecard DY2, Q1 April 1, 2016 - June 30, 2016 (Non-Payment Quarter)
Advocate Community Providers, Inc. - Project 3.a.i*

●	Follow-up care for Children Prescribed ADHD Medications - Continuation Phase	Pass & Ongoing	0.5
●	Follow-up care for Children Prescribed ADHD Medications - Initiation Phase	Pass & Ongoing	0.5
●	Engagement of Alcohol and Other Drug Dependence Treatment (initiation and 2 visits within 44 days)	Pass & Ongoing	0.5
●	Initiation of Alcohol and Other Drug Dependence Treatment (1 visit within 14 days)	Pass & Ongoing	0.5
●	Potentially Preventable Emergency Department Visits (for persons with BH diagnosis) ±	Pass & Ongoing	1
●	Screening for Clinical Depression and follow-up	Pass & Ongoing	1
Total			10



Save & Return

Print

Achievement Value (AV) Scorecard DY2, Q1 April 1, 2016 - June 30, 2016 (Non-Payment Quarter)
Advocate Community Providers, Inc. - Project 3.b.i

Project Snapshot	
Project Domain	Clinical Improvement Projects (Domain 3)
Project ID	3.b.i
Project Title	Evidence-based strategies for disease management in high risk/affected populations. (adult only)

Payment Snapshot	
Payment Available (DY2)	\$ 4,805,040.00
Funding Available for Distribution DY2Q1	-
Dollars Earned to Date (DY1)	\$ 4,433,402.97

3.b.i Scoresheet									
Domain	Component	Review Status	AVs Available	Net AVs Awarded	Percentage AV	Domain Funding % (DY2)	Domain Funding % (DY2, Q1)	Payment Available (\$)	Net Payment Earned (\$)
Domain 1	Domain 1 Organizational	Complete	5.00	5.00	100%	60%	0%	-	-
	Project Implementation Speed	N/A	0.00	0.00	0%				
	Patient Engagement Speed	Complete	1.00	1.00	100%				
Domain 1 Subtotal			6.00	6.00	100%	60%	0%	-	-
Domain 3	Domain 3 Pay for Reporting (P4R)	Complete	7.00	7.00	100%	16%	0%	-	-
	Domain 3 Pay for Performance (P4P)	N/A	N/A	N/A	N/A	24%	0%	-	-
Domain 2 Subtotal			7.00	7.00	100%	40%	0%	-	-
Total		Complete	13.00	13.00	100%	100%	0%	-	-

Total Project 3.b.i AVs Awarded: 13 out of 13

Hide Reviewer Comments

Domain 1 Project Milestones - Project 3.b.i						
AV Driving	Project Requirement and Metric/Deliverable	Required Due Date	Committed Due Date	Milestone Status	Reviewer Status	AVs Awarded
	Module 1 - Major risks to implementation and mitigation strategies	Ongoing	N/A	In Process	Pass & Ongoing	N/A



Save & Return

Print

Achievement Value (AV) Scorecard DY2, Q1 April 1, 2016 - June 30, 2016 (Non-Payment Quarter)
Advocate Community Providers, Inc. - Project 3.b.i

●	Module 3 - Patient Engagement Speed	Ongoing	N/A	In Process	Pass (with Exception) & Ongoing	1
The Actively Engaged data submitted with your DY2 Q1 quarterly reports is under review by the IA, and was not subject to remediation as part of this quarterly review. The DY2 Q1 Actively Engaged data will be subject to remediation in DY2 Q2 along with the Actively Engaged data reported in DY2 Q2.						
Total						1.00

Domain 1 Project Prescribed Milestones - Project 3.b.i						
AV Driving	Project Requirement and Metric/Deliverable	Required Due Date	Committed Due Date	Milestone Status	Reviewer Status	AVs Awarded
●	1. Implement program to improve management of cardiovascular disease using evidence-based strategies in the ambulatory and community care setting.	12/31/2016	12/31/2016	In Process	Pass & Ongoing	N/A
●	2. Ensure that all PPS safety net providers are actively connected to EHR systems with local health information exchange/RHIO/SHIN-NY and share health information among clinical partners, including direct exchange (secure messaging), alerts and patient record look up, by the	3/31/2018	3/31/2018	In Process	Pass & Ongoing	N/A
●	3. Ensure that EHR systems used by participating safety net providers meet Meaningful Use and PCMH Level 3 standards and/or APCM by the end of Demonstration Year 3.	3/31/2018	3/31/2018	In Process	Pass & Ongoing	N/A



Save & Return

Print

Achievement Value (AV) Scorecard DY2, Q1 April 1, 2016 - June 30, 2016 (Non-Payment Quarter) Advocate Community Providers, Inc. - Project 3.b.i

●	4. Use EHRs or other technical platforms to track all patients engaged in this project.	3/31/2017	3/31/2017	In Process	Pass & Ongoing	N/A
●	5. Use the EHR to prompt providers to complete the 5 A's of tobacco control (Ask, Assess, Advise, Assist, and Arrange).	3/31/2016	3/31/2016	Completed	Pass & Complete	N/A
●	6. Adopt and follow standardized treatment protocols for hypertension and elevated cholesterol.	3/31/2016	3/31/2016	Completed	Pass & Complete	N/A
●	7. Develop care coordination teams including use of nursing staff, pharmacists, dieticians and community health workers to address lifestyle changes, medication adherence, health literacy issues, and patient self-efficacy and confidence in self-management.	3/31/2017	3/31/2017	In Process	Pass & Ongoing	N/A
●	8. Provide opportunities for follow-up blood pressure checks without a copayment or advanced appointment.	12/31/2016	12/31/2016	In Process	Pass & Ongoing	N/A
●	9. Ensure that all staff involved in measuring and recording blood pressure are using correct measurement techniques and equipment.	6/30/2016	6/30/2016	Completed	Pass & Complete	N/A
●	10. Identify patients who have repeated elevated blood pressure readings in the medical record but do not have a diagnosis of hypertension and schedule them for a hypertension visit.	6/30/2016	6/30/2016	Completed	Pass & Complete	N/A



Save & Return

Print

Achievement Value (AV) Scorecard DY2, Q1 April 1, 2016 - June 30, 2016 (Non-Payment Quarter) Advocate Community Providers, Inc. - Project 3.b.i

●	11. 'Prescribe once-daily regimens or fixed-dose combination pills when appropriate.	6/30/2016	6/30/2016	Completed	Pass & Complete	N/A
●	12. Document patient driven self-management goals in the medical record and review with patients at each visit.	6/30/2016	6/30/2016	Completed	Pass & Complete	N/A
●	13. Follow up with referrals to community based programs to document participation and behavioral and health status changes.	12/31/2016	12/31/2016	In Process	Pass & Ongoing	N/A
●	14. Develop and implement protocols for home blood pressure monitoring with follow up support.	3/31/2016	3/31/2016	Completed	Pass & Complete	N/A
●	15. Generate lists of patients with hypertension who have not had a recent visit and schedule a follow up visit.	6/30/2016	6/30/2016	Completed	Pass & Complete	N/A
●	16. Facilitate referrals to NYS Smoker's Quitline.	12/31/2015	12/31/2015	Completed	Pass & Complete	N/A
●	17. Perform additional actions including "hot spotting" strategies in high risk neighborhoods, linkages to Health Homes for the highest risk	12/31/2016	12/31/2016	In Process	Pass & Ongoing	N/A
●	18. Adopt strategies from the Million Hearts Campaign.	12/31/2016	12/31/2016	In Process	Pass & Ongoing	N/A



Save & Return

Print

Achievement Value (AV) Scorecard DY2, Q1 April 1, 2016 - June 30, 2016 (Non-Payment Quarter)
Advocate Community Providers, Inc. - Project 3.b.i

●	19. Form agreements with the Medicaid Managed Care organizations serving the affected population to coordinate services under this project.	12/31/2016	12/31/2016	In Process	Pass & Ongoing	N/A
●	20. Engage a majority (at least 80%) of primary care providers in this project.	6/30/2016	3/31/2017	In Process	Pass & Ongoing	N/A
Total						0.00

Domain 3 Pay for Performance and Pay for Reporting - Project 3.b.i (all Milestones are P4R in DY1)			
AV Driving	Measure	Reviewer Status	AVs Awarded
●	Aspirin Use	Pass & Ongoing	0.5
●	Discussion of Risks and Benefits of Aspirin Use	Pass & Ongoing	0.5
●	Controlling High Blood Pressure	Pass & Ongoing	1
●	Flu Shots for Adults Ages 18 – 64	Pass & Ongoing	1



Save & Return

Print

*Achievement Value (AV) Scorecard DY2, Q1 April 1, 2016 - June 30, 2016 (Non-Payment Quarter)
Advocate Community Providers, Inc. - Project 3.b.i*

●	Health Literacy (QHL13, 14, and 16)	Pass & Ongoing	1
●	Medical Assistance with Smoking and Tobacco Use Cessation - Advised to Quit	Pass & Ongoing	0.33333333
●	Medical Assistance with Smoking and Tobacco Use Cessation - Discussed Cessation Medication	Pass & Ongoing	0.33333333
●	Medical Assistance with Smoking and Tobacco Use Cessation - Discussed Cessation Strategies	Pass & Ongoing	0.33333333
●	Prevention Quality Indicator # 13 (Angina without procedure) ±	Pass & Ongoing	1
●	Prevention Quality Indicator # 7 (HTN) ±	Pass & Ongoing	1
Total			7.00



Save & Return

Print

Achievement Value (AV) Scorecard DY2, Q1 April 1, 2016 - June 30, 2016 (Non-Payment Quarter)
Advocate Community Providers, Inc. - Project 3.c.i

Project Snapshot	
Project Domain	Clinical Improvement Projects (Domain 3)
Project ID	3.c.i
Project Title	Evidence-based strategies for disease management in high risk/affected populations. (adult only)

Payment Snapshot	
Payment Available (DY2)	\$ 4,960,855.18
Funding Available for Distribution DY2Q1	-
Dollars Earned to Date (DY1)	\$ 4,577,166.90

3.c.i Scoresheet									
Domain	Component	Review Status	AVs Available	Net AVs Awarded	Percentage AV	Domain Funding % (DY2)	Domain Funding % (DY2, Q1)	Payment Available (\$)	Net Payment Earned (\$)
Domain 1	Domain 1 Organizational	Complete	5.00	5.00	100%	60%	0%	-	-
	Project Implementation Speed	N/A	0.00	0.00	0%				
	Patient Engagement Speed	Complete	1.00	1.00	100%				
Domain 1 Subtotal			6.00	6.00	100%	60%	0%	-	-
Domain 3	Domain 3 Pay for Reporting (P4R)	Complete	6.00	6.00	100%	16%	0%	-	-
	Domain 3 Pay for Performance (P4P)	N/A	N/A	N/A	N/A	24%	0%	-	-
Domain 2 Subtotal			6.00	6.00	100%	40%	0%	-	-
Total		Complete	12.00	12.00	100%	100%	0%	-	-

Total Project 3.c.i AVs Awarded: 12 out of 12

Hide Reviewer Comments

Domain 1 Project Milestones - Project 3.c.i						
AV Driving	Project Requirement and Metric/Deliverable	Required Due Date	Committed Due Date	Milestone Status	Reviewer Status	AVs Awarded
	Module 1 - Major risks to implementation and mitigation strategies	Ongoing	N/A	In Process	Pass & Ongoing	N/A



Save & Return

Print

Achievement Value (AV) Scorecard DY2, Q1 April 1, 2016 - June 30, 2016 (Non-Payment Quarter)
Advocate Community Providers, Inc. - Project 3.c.i

●	Module 3 - Patient Engagement Speed	Ongoing	N/A	In Process	Pass (with Exception) & Ongoing	1
The Actively Engaged data submitted with your DY2 Q1 quarterly reports is under review by the IA, and was not subject to remediation as part of this quarterly review. The DY2 Q1 Actively Engaged data will be subject to remediation in DY2 Q2 along with the Actively Engaged data reported in DY2 Q2.						
Total						1.00

Domain 1 Project Prescribed Milestones - Project 3.c.i					
AV Driving	Project Requirement and Metric/Deliverable	Committed Due Date	Milestone Status	Reviewer Status	AVs Awarded
●	1. Implement evidence-based best practices for disease management, specific to diabetes, in community and ambulatory care settings.	3/31/2018	In Process	Pass & Ongoing	N/A
●	2. Engage at least 80% of primary care providers within the PPS in the implementation of disease management evidence-based best practices.	3/31/2017	In Process	Pass & Ongoing	N/A
●	3. Develop care coordination teams (including diabetes educators, nursing staff, behavioral health providers, pharmacy, community health workers, and Health Home care managers) to improve health literacy, patient self-efficacy, and patient self-management.	06/30/2016	Completed	Pass & Complete	N/A
●	4. Develop "hot spotting" strategies, in concert with Health Homes, to implement programs such as the Stanford Model for chronic diseases in high risk neighborhoods.	12/31/2016	In Process	Pass & Ongoing	N/A



Save & Return

Print

Achievement Value (AV) Scorecard DY2, Q1 April 1, 2016 - June 30, 2016 (Non-Payment Quarter)
Advocate Community Providers, Inc. - Project 3.c.i

●	5. Ensure coordination with the Medicaid Managed Care organizations serving the target population.	12/31/2016	In Process	Pass & Ongoing	N/A
●	6. Use EHRs or other technical platforms to track all patients engaged in this project.	6/30/2016	Completed	Pass & Complete	N/A
●	7. Meet Meaningful Use and PCMH Level 3 standards and/or APCM by the end of Demonstration Year 3 for EHR systems used by participating safety net providers.	3/31/2018	In Process	Pass & Ongoing	N/A
Total					0.00

Domain 3 Pay for Performance and Pay for Reporting - Project 3.c.i (all Milestones are P4R in DY1)			
AV Driving	Measure	Reviewer Status	AVs Awarded
●	Comprehensive Diabetes Care: Hemoglobin A1c (HbA1c) Poor Control (>9.0%) ±	Pass & Ongoing	1
●	Comprehensive Diabetes screening – All Four Tests (HbA1c, lipid profile, dilated eye exam, nephropathy monitor)	Pass & Ongoing	1
●	Flu Shots for Adults Ages 18 – 64	Pass & Ongoing	1



Save & Return

Print

*Achievement Value (AV) Scorecard DY2, Q1 April 1, 2016 - June 30, 2016 (Non-Payment Quarter)
Advocate Community Providers, Inc. - Project 3.c.i*

●	Health Literacy (QHL13, 14, and 16)	Pass & Ongoing	1
●	Medical Assistance with Smoking and Tobacco Use Cessation - Advised to Quit	Pass & Ongoing	0.33333333
●	Medical Assistance with Smoking and Tobacco Use Cessation - Discussed Cessation Medication	Pass & Ongoing	0.33333333
●	Medical Assistance with Smoking and Tobacco Use Cessation - Discussed Cessation Strategies	Pass & Ongoing	0.33333333
●	Prevention Quality Indicator # 1 (DM Short term complication) ±	Pass & Ongoing	1
Total			6.00



Save & Return

Print

Achievement Value (AV) Scorecard DY2, Q1 April 1, 2016 - June 30, 2016 (Non-Payment Quarter)
Advocate Community Providers, Inc. - Project 3.d.iii

Project Snapshot	
Project Domain	Clinical Improvement Projects (Domain 3)
Project ID	3.d.iii
Project Title	Implementation of evidence-based medicine guidelines for asthma management

Payment Snapshot	
Payment Available (DY2)	\$ 5,069,855.19
Funding Available for Distribution DY2Q1	-
Dollars Earned to Date (DY1)	\$ 4,598,452.84

3.d.iii Scoresheet									
Domain	Component	Review Status	AVs Available	Net AVs Awarded	Percentage AV	Domain Funding % (DY2)	Domain Funding % (DY2, Q1)	Payment Available (\$)	Net Payment Earned (\$)
Domain 1	Domain 1 Organizational	Complete	5.00	5.00	100%	60%	0%	-	-
	Project Implementation Speed	N/A	0.00	0.00	0%				
	Patient Engagement Speed	Complete	1.00	1.00	100%				
Domain 1 Subtotal			6.00	6.00	100%	60%	0%	-	-
Domain 3	Domain 3 Pay for Reporting (P4R)	Complete	4.00	4.00	100%	16%	0%	-	-
	Domain 3 Pay for Performance (P4P)	N/A	N/A	N/A	N/A	24%	0%	-	-
Domain 2 Subtotal			4.00	4.00	100%	40%	0%	-	-
Total		Complete	10.00	10.00	100%	100%	0%	-	-

Total Project 3.d.iii AVs Awarded: 10 out of 10

Hide Reviewer Comments

Domain 1 Project Milestones - Project 3.d.iii						
AV Driving	Project Requirement and Metric/Deliverable	Required Due Date	Committed Due Date	Milestone Status	Reviewer Status	AVs Awarded
	Module 1 - Major risks to implementation and mitigation strategies	Ongoing	N/A	In Process	Pass & Ongoing	N/A



Save & Return

Print

Achievement Value (AV) Scorecard DY2, Q1 April 1, 2016 - June 30, 2016 (Non-Payment Quarter)
Advocate Community Providers, Inc. - Project 3.d.iii

●	Module 3 - Patient Engagement Speed	Ongoing	N/A	In Process	Pass (with Exception) & Ongoing	1
<i>The Actively Engaged data submitted with your DY2 Q1 quarterly reports is under review by the IA, and was not subject to remediation as part of this quarterly review. The DY2 Q1 Actively Engaged data will be subject to remediation in DY2 Q2 along with the Actively Engaged data reported in DY2 Q2.</i>						
Total						1.00

Domain 1 Project Prescribed Milestones - Project 3.d.iii						
AV Driving	Project Requirement and Metric/Deliverable	Required Due Date	Committed Due Date	Milestone Status	Reviewer Status	AVs Awarded
●	1. Implement evidence-based asthma management guidelines between primary care practitioners, specialists, and community-based asthma programs (e.g., NYS Regional Asthma Coalitions) to ensure a regional population based approach to asthma management.	3/31/2018	3/31/2018	In Process	Pass & Ongoing	N/A
●	2. Establish agreements to adhere to national guidelines for asthma management and protocols for access to asthma specialists, including EHR-HIE connectivity and telemedicine.	03/31/2018	03/31/2018	In Process	Pass & Ongoing	N/A
●	3. Deliver educational activities addressing asthma management to participating primary care providers.	12/31/2015	12/31/2015	Completed	Pass & Complete	N/A



Save & Return

Print

Achievement Value (AV) Scorecard DY2, Q1 April 1, 2016 - June 30, 2016 (Non-Payment Quarter)
Advocate Community Providers, Inc. - Project 3.d.iii

●	4. Ensure coordination with the Medicaid Managed Care organizations and Health Homes serving the affected population.	12/31/2016	12/31/2016	In Process	Pass & Ongoing	N/A
●	5. Use EHRs or other technical platforms to track all patients engaged in this project.	3/31/2017	3/31/2017	In Process	Pass & Ongoing	N/A
Total						0.00

Domain 3 Pay for Performance and Pay for Reporting - Project 3.d.iii (all Milestones are P4R in DY1)

AV Driving	Measure	Reviewer Status	AVs Awarded
●	Asthma Medication Ratio (5 – 64 Years)	Pass & Ongoing	1
●	Medication Management for People with Asthma (5 - 64 years) - 50% of Treatment days covered	Pass & Ongoing	0.5
●	Medication Management for People with Asthma (5 - 64 years) - 75% of Treatment days covered	Pass & Ongoing	0.5
●	Pediatric Quality Indicator # 14 Pediatric Asthma ±	Pass & Ongoing	1
●	Prevention Quality Indicator # 15 Younger Adult Asthma ±	Pass & Ongoing	1



Department of Health

Medicaid Redesign Team

New York State Department of Health
Delivery System Reform Incentive Payment (DSRIP) Program

Save & Return

Print

Achievement Value (AV) Scorecard DY2, Q1 April 1, 2016 - June 30, 2016 (Non-Payment Quarter)
Advocate Community Providers, Inc. - Project 3.d.iii

Total	4.00



Save & Return

Print

Achievement Value (AV) Scorecard DY2, Q1 April 1, 2016 - June 30, 2016 (Non-Payment Quarter)
Advocate Community Providers, Inc. - Project 4.b.i

Project Snapshot	
Project Domain	Domain 4: Population-wide Projects: New York's
Project ID	4.b.i
Project Title	Promote Tobacco Use Cessation, especially among low SES populations and those with poor mental health

Payment Snapshot	
Payment Available (DY2)	\$ 3,943,333.86
Funding Available for Distribution DY2Q1	-
Dollars Earned to Date (DY1)	\$ 3,626,010.55

4.b.i Scoresheet									
Domain	Component	Review Status	AVs Available	Net AVs Awarded	Percentage AV	Domain Funding % (DY2)	Domain Funding % (DY2, Q1)	Payment Available (\$)	Net Payment Earned (\$)
Domain 1	Domain 1 Organizational	Complete	5.00	5.00	100%	60%	0%	-	-
	Project Implementation Speed	N/A	0.00	0.00	0%				
	Patient Engagement Speed	N/A	0.00	0.00	0%				
Domain 1 Subtotal			5.00	5.00	100%	60%	0%	-	-
Domain 4	Domain 4 Pay for Reporting (P4R)	Complete	9.00	9.00	100%	40%	0%	-	-
	Domain 4 Pay for Performance (P4P)	N/A	N/A	N/A	N/A	0%	0%	-	-
Domain 4 Subtotal			9.00	9.00	100%	40%	0%	-	-
Total		Complete	14.00	14.00	100%	100%	0%	-	-

Total Project 4.b.i AVs Awarded: 14 out of 14

Hide Reviewer Comments

Domain 4 Pay for Performance and Pay for Reporting - Project 4.b.i (all Milestones are P4R in DY1)			
AV Driving	Measure	Reviewer Status	AVs Awarded
	Age-adjusted preventable hospitalizations rate per 10,000 - Aged 18+ years – Ratio of Hispanics to White non-Hispanics	Pass & Ongoing	1



Save & Return

Print

Achievement Value (AV) Scorecard DY2, Q1 April 1, 2016 - June 30, 2016 (Non-Payment Quarter)
Advocate Community Providers, Inc. - Project 4.b.i

●	Percentage of adults with health insurance - Aged 18- 64 years	Pass & Ongoing	1
●	Percentage of cigarette smoking among adults	Pass & Ongoing	1
●	Percentage of premature death (before age 65 years)	Pass & Ongoing	1
●	Percentage of premature death (before age 65 years) – Ratio of Black non-Hispanics to White non-Hispanics	Pass & Ongoing	1
●	Percentage of premature death (before age 65 years) – Ratio of Hispanics to White non-Hispanics	Pass & Ongoing	1
●	Age-adjusted percentage of adults who have a regular health care provider - Aged 18+ years	Pass & Ongoing	1
●	Age-adjusted preventable hospitalizations rate per 10,000 - Aged 18+ years	Pass & Ongoing	1



Save & Return

Print

Achievement Value (AV) Scorecard DY2, Q1 April 1, 2016 - June 30, 2016 (Non-Payment Quarter)
Advocate Community Providers, Inc. - Project 4.b.i

●	Age-adjusted preventable hospitalizations rate per 10,000 - Aged 18+ years – Ratio of Black non-Hispanics to White non-Hispanics	Pass & Ongoing	1
	Total		9.00



Save & Return

Print

Achievement Value (AV) Scorecard DY2, Q1 April 1, 2016 - June 30, 2016 (Non-Payment Quarter)
Advocate Community Providers, Inc. - Project 4.b.ii

Project Snapshot	
Project Domain	Domain 4: Population-wide Projects: New York's
Project ID	4.b.ii
Project Title	Increase Access to High Quality Chronic Disease Preventive Care and Management in Both Clinical and Community Settings

Payment Snapshot	
Payment Available (DY2)	\$ 2,914,638.07
Funding Available for Distribution DY2Q1	-
Dollars Earned to Date (DY1)	\$ 2,680,094.75

4.b.ii Scoresheet									
Domain	Component	Review Status	AVs Available	Net AVs Awarded	Percentage AV	Domain Funding % (DY2)	Domain Funding % (DY2, Q1)	Payment Available (\$)	Net Payment Earned (\$)
Domain 1	Domain 1 Organizational	Complete	5.00	5.00	100%	60%	0%	-	-
	Project Implementation Speed	N/A	0.00	0.00	0%				
	Patient Engagement Speed	N/A	0.00	0.00	0%				
Domain 1 Subtotal			5.00	5.00	100%	60%	0%	-	-
Domain 4	Domain 4 Pay for Reporting (P4R)	Complete	16.00	16.00	100%	40%	0%	-	-
	Domain 4 Pay for Performance (P4P)	N/A	N/A	N/A	N/A	0%	0%	-	-
Domain 4 Subtotal			16.00	16.00	100%	40%	0%	-	-
Total		Complete	21.00	21.00	100%	100%	0%	-	-

Total Project 4.b.ii AVs Awarded: 21 out of 21

Hide Reviewer Comments

Domain 4 Pay for Performance and Pay for Reporting - Project 4.b.ii (all Milestones are P4R in DY1)			
AV Driving	Measure	Reviewer Status	AVs Awarded
	Age-adjusted preventable hospitalizations rate per 10,000 - Aged 18+ years – Ratio of Hispanics to White non-Hispanics	Pass & Ongoing	1



Save & Return

Print

*Achievement Value (AV) Scorecard DY2, Q1 April 1, 2016 - June 30, 2016 (Non-Payment Quarter)
Advocate Community Providers, Inc. - Project 4.b.ii*

●			
●	Asthma emergency department visit rate per 10,000	Pass & Ongoing	1
●	Asthma emergency department visit rate per 10,000 - Aged 0-4 years	Pass & Ongoing	1
●	Percentage of adults who are obese	Pass & Ongoing	1
●	Percentage of adults who receive a colorectal cancer screening based on the most recent guidelines - Aged 50-75 years	Pass & Ongoing	1
●	Percentage of adults with health insurance - Aged 18- 64 years	Pass & Ongoing	1
●	Percentage of children and adolescents who are obese	Pass & Ongoing	1
●	Percentage of premature death (before age 65 years)	Pass & Ongoing	1



Save & Return

Print

Achievement Value (AV) Scorecard DY2, Q1 April 1, 2016 - June 30, 2016 (Non-Payment Quarter) Advocate Community Providers, Inc. - Project 4.b.ii

●	Percentage of premature death (before age 65 years) – Ratio of Black non-Hispanics to White non-Hispanics	Pass & Ongoing	1
●	Percentage of premature death (before age 65 years) – Ratio of Hispanics to White non-Hispanics	Pass & Ongoing	1
●	Age-adjusted heart attack hospitalization rate per 10,000	Pass & Ongoing	1
●	Rate of hospitalizations for short-term complications of diabetes per 10,000 – Aged 18+ years	Pass & Ongoing	1
●	Rate of hospitalizations for short-term complications of diabetes per 10,000 - Aged 6- 17 years	Pass & Ongoing	1
●	Age-adjusted percentage of adults who have a regular health care provider - Aged 18+ years	Pass & Ongoing	1
●	Age-adjusted preventable hospitalizations rate per 10,000 - Aged 18+ years	Pass & Ongoing	1
●	Age-adjusted preventable hospitalizations rate per 10,000 - Aged 18+ years – Ratio of Black non-Hispanics to White non-Hispanics	Pass & Ongoing	1



Department of Health

Medicaid Redesign Team

New York State Department of Health
Delivery System Reform Incentive Payment (DSRIP) Program

Save & Return

Print

Achievement Value (AV) Scorecard DY2, Q1 April 1, 2016 - June 30, 2016 (Non-Payment Quarter)
Advocate Community Providers, Inc. - Project 4.b.ii

Total	16.00