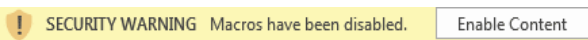





*Achievement Value (AV) Scorecard
Bassett Medical Center*

General Instructions		
Step	Description/Link	Image
1. Enable Content	Click "Enable Content" at the top of the screen to enable macros.	
2. Review AV Scorecard Overview	The AV scorecard Overview is a summary of the report Click to Access AV Scorecard Overview	Click to Access AV Scorecard Overview

Functionality		
Step	Description/Link	Image
1. Print	All tabs include a print button in the upper left hand corner. The AV Scorecard Overview tab also includes a "Print All" button which will print all relevany reports.	
2. Access Detailed Project Reports and return to AV Scorecard Overview	The AV Scorecard Overview tab is the landing page from which detailed project reports can be viewed. From the AV Scorecard Overview" click the relevant project button to access the project tab. From the project tab click "Save and Return" to access the AV Scorecard Overview	
3. Show or Hide reviewer comments	Each project tab includes a Show/Hide Reviewer Comments button on the left hand side of the screen. Click "Show Reviewer Comments" to show comments and "Hide Reviewer Comments" to hide comments.	



Print Summary

Print All

PPS Information

Quarter	DY2, Q1 April 1, 2016 - June 30, 2016 (Non-Payment Quarter)
PPS	Bassett Medical Center
PPS Number	22

Achievement Value (AV) Scorecard Summary

Project Link (click on the purple link below to access each individual project report)	AV Data				Payment Data			
	AVs Available	AVs Awarded	AV Adjustment	Net AVs Awarded	Payment Available	Payment Earned	High Performance Funds	Total Payment Earned
Domain I - Organizational (All Projects)	5.00	5.00	0.00	5.00	<i>Organizational funds are embedded within each project's payment</i>			
2.a.ii	20.00	20.00	0.00	20.00	\$ -	\$ -	\$ -	\$ -
2.b.vii	20.00	20.00	0.00	20.00	\$ -	\$ -	\$ -	\$ -
2.b.viii	20.00	20.00	0.00	20.00	\$ -	\$ -	\$ -	\$ -
2.c.i	20.00	20.00	0.00	20.00	\$ -	\$ -	\$ -	\$ -
2.d.i	8.00	8.00	0.00	8.00	\$ -	\$ -	\$ -	\$ -
3.a.i	16.00	16.00	0.00	16.00	\$ -	\$ -	\$ -	\$ -
3.a.iv	16.00	16.00	0.00	16.00	\$ -	\$ -	\$ -	\$ -
3.d.iii	10.00	10.00	0.00	10.00	\$ -	\$ -	\$ -	\$ -
3.g.i	7.00	7.00	0.00	7.00	\$ -	\$ -	\$ -	\$ -



*Achievement Value (AV) Scorecard
Bassett Medical Center*

Print Summary

Print All

4.a.iii	16.00	16.00	0.00	16.00	\$ -	\$ -	\$ -	\$ -
4.b.i	14.00	14.00	0.00	14.00	\$ -	\$ -	\$ -	\$ -
AV Adjustments (Column F)								
Total	167.00	167.00	0.00	167.00	\$ -	\$ -	\$ -	\$ -



Save & Return

Print

Achievement Value (AV) Scorecard DY2, Q1 April 1, 2016 - June 30, 2016 (Non-Payment
Bassett Medical Center - Domain 1 Organizational AVs

Domain I Organizational Scoresheet						
Domain I Organizational	Review Status	AVs Available	AVs Awarded	Adjustments	Net AVs	AV
Workforce Strategy	Complete	1.00	1.00	0.00	1.00	100%
Section 01 - Budget	Complete	1.00	1.00	0.00	1.00	100%
Section 02 - Governance	Complete	1.00	1.00	0.00	1.00	100%
Section 03 - Financial Sustainability	Complete	1.00	1.00	0.00	1.00	100%
Section 04 - Cultural Competency & Health Literacy	Complete	1.00	1.00	0.00	1.00	100%
Section 05 - IT Systems and Processes	Complete	N/A	N/A	N/A	N/A	N/A
Section 06 - Performance Reporting	Complete	N/A	N/A	N/A	N/A	N/A
Section 07 - Practitioner Engagement	Complete	N/A	N/A	N/A	N/A	N/A
Section 08 - Population Health Management	Complete	N/A	N/A	N/A	N/A	N/A
Section 09 - Clinical Integration	Complete	N/A	N/A	N/A	N/A	N/A
Section 10 - General Project Reporting	Complete	N/A	N/A	N/A	N/A	N/A
Total	Complete	5.00	5.00	0.00	5.00	100%

Net Organizational AVs Awarded: 5 out of 5

Hide Reviewer Comments

Workforce Strategy							
Process Measure	AV Driving	Milestone	Required Due Date	Committed Due Date	Milestone Status	Reviewer Status	AV Awarded
Workforce Strategy Budget Updates	●						
	●						



Save & Return

Print

Achievement Value (AV) Scorecard DY2, Q1 April 1, 2016 - June 30, 2016 (Non-Payment Bassett Medical Center - Domain 1 Organizational AVs

Additional Workforce Strategy Budget Updates (non AV-driving)		1. Define target workforce state (in line with DSRIP program's goals)	9/30/2016	9/30/2016	In Process	Pass & Ongoing	1
		2. Create a workforce transition roadmap for achieving defined target workforce	9/30/2016	9/30/2016	In Process	Pass & Ongoing	
		3. Perform detailed gap analysis between current state assessment of workforce and projected future state	9/30/2016	9/30/2016	In Process	Pass & Ongoing	
		4. Produce a compensation and benefit analysis, covering impacts on both retrained and redeployed staff, as well as new hires, particularly focusing on full and partial placements	6/30/2016	6/30/2016	Completed	Pass & Complete	
		5. Develop training strategy	9/30/2016	9/30/2016	In Process	Pass & Ongoing	
		Major Risks to Implementation & Risk Mitigation Strategies	N/A	N/A	In Process	Pass & Ongoing	



Save & Return

Print

Achievement Value (AV) Scorecard DY2, Q1 April 1, 2016 - June 30, 2016 (Non-Payment Bassett Medical Center - Domain 1 Organizational AVs

Additional Workforce Strategy Topic Areas	●							N/A
	●	Major Dependencies on Organizational Workstreams	N/A	N/A	In Process	Pass & Ongoing		
	●	Roles and Responsibilities	N/A	N/A	In Process	Pass & Ongoing		
	●	Key Stakeholders	N/A	N/A	In Process	Pass & Ongoing		
	●	IT Expectations	N/A	N/A	In Process	Pass & Ongoing		
	●	Progress Reporting	N/A	N/A	In Process	Pass & Ongoing		
	Total							

Section 01 - Budget							
Process Measure	AV Driving	Milestone	Required Due Date	Committed Due Date	Milestone Status	Reviewer Status	AV Awarded
	●	Module 1.1 - PPS Budget Report (Baseline)	Ongoing	N/A	Completed	Pass & Complete	



Save & Return

Print

Achievement Value (AV) Scorecard DY2, Q1 April 1, 2016 - June 30, 2016 (Non-Payment Bassett Medical Center - Domain 1 Organizational AVs

Quarterly Project Reports, Project Budget and Flow of Funds	●	Module 1.2 - PPS Budget Report (Quarterly)	Ongoing	N/A	In Process	Pass & Ongoing	1		
	●	Module 1.3 - PPS Flow of Funds (Baseline)	9/30/2015	9/30/2015	Completed	Pass & Complete			
	●	Module 1.4 - PPS Flow of Funds (Quarterly)	Ongoing	N/A	In Process	Pass & Ongoing			
	●	Quarterly Progress Reports	N/A	N/A	Completed	Pass & Complete			
	Total							1	

Section 02 - Governance							
Process Measure	AV Driving	Milestone	Required Due Date	Committed Due Date	Milestone Status	Reviewer Status	AV Awarded
Governance Structure	●	1. Finalize governance structure and sub-committee structure	9/30/2015	9/30/2015	Completed	Pass & Complete	
	●	2. Establish a clinical governance structure, including clinical quality committees for each DSRIP project	12/31/2015	12/31/2015	Completed	Pass & Complete	



Save & Return

Print

Achievement Value (AV) Scorecard DY2, Q1 April 1, 2016 - June 30, 2016 (Non-Payment Bassett Medical Center - Domain 1 Organizational AVs

Updates							1
	●	3. Finalize bylaws and policies or Committee Guidelines where applicable	9/30/2015	9/30/2015	Completed	Pass & Complete	
Governance Process Update	●	4. Establish governance structure reporting and monitoring processes	12/31/2015	12/31/2015	Completed	Pass & Complete	
	●	5. Finalize community engagement plan, including communications with the public and non-provider organizations (e.g. schools, churches, homeless services,	12/31/2015	12/31/2015	Completed	Pass & Complete	N/A
●	6. Finalize partnership agreements or contracts with CBOs	6/30/2016	6/30/2016	Completed	Pass & Complete		
Additional Governance Milestones (non AV-driving)	●	7. Finalize agency coordination plan aimed at engaging appropriate public sector agencies at state and local levels (e.g. local departments of health and	6/30/2016	6/30/2016	Completed	Pass & Complete	
	●	8. Finalize workforce communication and engagement plan	3/31/2017	3/31/2017	In Process	Pass & Ongoing	



Save & Return

Print

Achievement Value (AV) Scorecard DY2, Q1 April 1, 2016 - June 30, 2016 (Non-Payment Bassett Medical Center - Domain 1 Organizational AVs

	●	9. Inclusion of CBOs in PPS Implementation	12/31/2015	12/31/2015	Completed	Pass & Complete		
Additional Governance Topic Areas	●	Major Risks to Implementation & Risk Mitigation Strategies	N/A	N/A	In Process	Pass & Ongoing	N/A	
	●	Major Dependencies on Organizational Workstreams	N/A	N/A	In Process	Pass & Ongoing		
	●	Roles and Responsibilities	N/A	N/A	In Process	Pass & Ongoing		
	●	Key Stakeholders	N/A	N/A	In Process	Pass & Ongoing		
	●	IT Expectations	N/A	N/A	In Process	Pass & Ongoing		
	●	Progress Reporting	N/A	N/A	In Process	Pass & Ongoing		
Total							1	



Save & Return

Print

Achievement Value (AV) Scorecard DY2, Q1 April 1, 2016 - June 30, 2016 (Non-Payment Bassett Medical Center - Domain 1 Organizational AVs

Process Measure	AV Driving	Milestone	Required Due Date	Committed Due Date	Milestone Status	Reviewer Status	AV Awarded
Financial Stability Update	●	1. Finalize PPS finance structure, including reporting structure	12/31/2015	12/31/2015	Completed	Pass & Complete	1
	●	2. Perform network financial health current state assessment and develop financial sustainability strategy to address key issues.	3/31/2016	3/31/2016	Completed	Pass & Complete	
	●	3. Finalize Compliance Plan consistent with New York State Social Services Law 363-d	12/31/2015	12/31/2015	Completed	Pass & Complete	
Additional Financial	●	Major Risks to Implementation & Risk Mitigation Strategies	N/A	N/A	In Process	Pass & Ongoing	N/A
	●	Major Dependencies on Organizational Workstreams	N/A	N/A	In Process	Pass & Ongoing	
	●	Roles and Responsibilities	N/A	N/A	In Process	Pass & Ongoing	



Save & Return

Print

Achievement Value (AV) Scorecard DY2, Q1 April 1, 2016 - June 30, 2016 (Non-Payment Bassett Medical Center - Domain 1 Organizational AVs

Stability Topic Areas	●	Key Stakeholders	N/A	N/A	In Process	Pass & Ongoing	N/A
	●	IT Expectations	N/A	N/A	In Process	Pass & Ongoing	
●	Progress Reporting	N/A	N/A	In Process	Pass & Ongoing	1	
Total							1

Section 04 - Cultural Competency & Health Literacy							
Process Measure	AV Driving	Milestone	Required Due Date	Committed Due Date	Milestone Status	Reviewer Status	AV Awarded
Cultural Competency /Health Literacy	●	1. Finalize cultural competency / health literacy strategy.	12/31/2015	12/31/2015	Completed	Pass & Complete	1
	●	2. Develop a training strategy focused on addressing the drivers of health disparities (beyond the availability of language-appropriate material).	6/30/2016	6/30/2016	Completed	Pass & Complete	
	●	Major Risks to Implementation & Risk Mitigation Strategies	N/A	N/A	In Process	Pass & Ongoing	



Save & Return

Print

Achievement Value (AV) Scorecard DY2, Q1 April 1, 2016 - June 30, 2016 (Non-Payment Bassett Medical Center - Domain 1 Organizational AVs

Additional Cultural Competency /Health Literacy Topic Areas	●	Major Dependencies on Organizational Workstreams	N/A	N/A	In Process	Pass & Ongoing	N/A
	●	Roles and Responsibilities	N/A	N/A	In Process	Pass & Ongoing	
	●	Key Stakeholders	N/A	N/A	In Process	Pass & Ongoing	
	●	IT Expectations	N/A	N/A	In Process	Pass & Ongoing	
	●	Progress Reporting	N/A	N/A	In Process	Pass & Ongoing	
Total							1

Section 05 - IT Systems and Processes							
Process Measure	AV Driving	Milestone	Required Due Date	Committed Due Date	Milestone Status	Reviewer Status	AV Awarded
	●	1. Perform current state assessment of IT capabilities across network, identifying any critical gaps, including readiness for data sharing and the implementation of interoperable IT platform(s).	6/30/2016	6/30/2016	Completed	Pass & Complete	



Save & Return

Print

Achievement Value (AV) Scorecard DY2, Q1 April 1, 2016 - June 30, 2016 (Non-Payment Bassett Medical Center - Domain 1 Organizational AVs

IT Systems and Processes	●	2. Develop an IT Change Management Strategy.	9/30/2016	9/30/2016	In Process	Pass & Ongoing	N/A	
		3. Develop roadmap to achieving clinical data sharing and interoperable systems across PPS network	12/31/2016	12/31/2016	In Process	Pass & Ongoing		
		4. Develop a specific plan for engaging attributed members in Qualifying Entities	12/31/2016	12/31/2016	In Process	Pass & Ongoing		
Additional IT Systems and Processes Topic Areas	●	5. Develop a data security and confidentiality plan.	6/30/2016	6/30/2016	In Process	Pass & Ongoing	N/A	
		Major Risks to Implementation & Risk Mitigation Strategies	N/A	N/A	In Process	Pass & Ongoing		
Additional IT Systems and Processes Topic Areas	●	Major Dependencies on Organizational Workstreams	N/A	N/A	In Process	Pass & Ongoing	N/A	
		Roles and Responsibilities	N/A	N/A	In Process	Pass & Ongoing		



Save & Return

Print

Achievement Value (AV) Scorecard DY2, Q1 April 1, 2016 - June 30, 2016 (Non-Payment Bassett Medical Center - Domain 1 Organizational AVs

Topic Areas						
●	Key Stakeholders	N/A	N/A	In Process	Pass & Ongoing	
●	Progress Reporting	N/A	N/A	In Process	Pass & Ongoing	
Total						0

Section 06 - Performance Reporting							
Process Measure	AV Driving	Milestone	Required Due Date	Committed Due Date	Milestone Status	Reviewer Status	AV Awarded
Performance Reporting	●	1. Establish reporting structure for PPS-wide performance reporting and communication.	12/31/2016	12/31/2016	In Process	Pass & Ongoing	N/A
Performance Reporting	●	2. Develop training program for organizations and individuals throughout the network, focused on clinical quality and performance reporting.	12/31/2016	12/31/2016	In Process	Pass & Ongoing	N/A
	●	Major Risks to Implementation & Risk Mitigation Strategies	N/A	N/A	In Process	Pass & Ongoing	
	●	Major Dependencies on Organizational Workstreams	N/A	N/A	In Process	Pass & Ongoing	



Save & Return

Print

Achievement Value (AV) Scorecard DY2, Q1 April 1, 2016 - June 30, 2016 (Non-Payment Bassett Medical Center - Domain 1 Organizational AVs

Additional Performance Reporting Topic Areas	●						N/A
	●	Roles and Responsibilities	N/A	N/A	In Process	Pass & Ongoing	
	●						
	●	Key Stakeholders	N/A	N/A	In Process	Pass & Ongoing	
	●						
	●	IT Expectations	N/A	N/A	In Process	Pass & Ongoing	
	●						
	●	Progress Reporting	N/A	N/A	In Process	Pass & Ongoing	
	●						
	Total						

Section 07 - Practitioner Engagement							
Process Measure	AV Driving	Milestone	Required Due Date	Committed Due Date	Milestone Status	Reviewer Status	AV Awarded
	●	1. Develop Practitioners communication and engagement plan.	3/31/2016	3/31/2016	Completed	Pass & Complete	



Save & Return

Print

Achievement Value (AV) Scorecard DY2, Q1 April 1, 2016 - June 30, 2016 (Non-Payment Bassett Medical Center - Domain 1 Organizational AVs

Practitioner Engagement	●	2. Develop training / education plan targeting practitioners and other professional groups, designed to educate them about the DSRIP program and your PPS-specific quality improvement agenda.	12/31/2016	12/31/2016	In Process	Pass & Ongoing	N/A
Additional Practitioner Engagement Topic Areas	●	Major Risks to Implementation & Risk Mitigation Strategies	N/A	N/A	In Process	Pass & Ongoing	N/A
	●	Major Dependencies on Organizational Workstreams	N/A	N/A	In Process	Pass & Ongoing	
	●	Roles and Responsibilities	N/A	N/A	In Process	Pass & Ongoing	
	●	Key Stakeholders	N/A	N/A	In Process	Pass & Ongoing	
●	IT Expectations	N/A	N/A	In Process	Pass & Ongoing		
●	Progress Reporting	N/A	N/A	In Process	Pass & Ongoing		



Save & Return

Print

Achievement Value (AV) Scorecard DY2, Q1 April 1, 2016 - June 30, 2016 (Non-Payment
Bassett Medical Center - Domain 1 Organizational AVs

Total	0
--------------	----------

Section 08 - Population Health Management							
Process Measure	AV Driving	Milestone	Required Due Date	Committed Due Date	Milestone Status	Reviewer Status	AV Awarded
Population Health	●	1. Develop population health management roadmap.	3/31/2017	3/31/2017	In Process	Pass & Ongoing	N/A
	●	2. Finalize PPS-wide bed reduction plan.	9/30/2017	9/30/2017	In Process	Pass & Ongoing	N/A
Additional Population Health Topic Areas	●	Major Risks to Implementation & Risk Mitigation Strategies	N/A	N/A	In Process	Pass & Ongoing	N/A
	●	Major Dependencies on Organizational Workstreams	N/A	N/A	In Process	Pass & Ongoing	
	●	Roles and Responsibilities	N/A	N/A	In Process	Pass & Ongoing	
	●	Key Stakeholders	N/A	N/A	In Process	Pass & Ongoing	
	●	IT Expectations	N/A	N/A	In Process	Pass & Ongoing	



Save & Return

Print

Achievement Value (AV) Scorecard DY2, Q1 April 1, 2016 - June 30, 2016 (Non-Payment Bassett Medical Center - Domain 1 Organizational AVs

		Progress Reporting	N/A	N/A	In Process	Pass & Ongoing	
Total							0

Section 09 - Clinical Integration

Process Measure	AV Driving	Milestone	Required Due Date	Committed Due Date	Milestone Status	Reviewer Status	AV Awarded
Clinical Integration		1. Perform a clinical integration 'needs assessment'.	6/30/2016	6/30/2016	Completed	Pass & Complete	N/A
Clinical Integration		2. Develop a Clinical Integration strategy.	9/30/2016	9/30/2016	In Process	Pass & Ongoing	N/A
Additional Clinical		Major Risks to Implementation & Risk Mitigation Strategies	N/A	N/A	In Process	Pass & Ongoing	N/A
		Major Dependencies on Organizational Workstreams	N/A	N/A	In Process	Pass & Ongoing	
Additional Clinical		Roles and Responsibilities	N/A	N/A	In Process	Pass & Ongoing	N/A

N/A



Save & Return

Print

*Achievement Value (AV) Scorecard DY2, Q1 April 1, 2016 - June 30, 2016 (Non-Payment
Bassett Medical Center - Domain 1 Organizational AVs*

Integration Topic Areas	●	Key Stakeholders	N/A	N/A	In Process	Pass & Ongoing	N/A
	●	IT Expectations	N/A	N/A	In Process	Pass & Ongoing	
●	Progress Reporting	N/A	N/A	In Process	Pass & Ongoing		
Total							0



Save & Return

Print

Achievement Value (AV) Scorecard DY2, Q1 April 1, 2016 - June 30, 2016 (Non-Payment Quarter)
Bassett Medical Center AV Adjustments

AV Adjustment Scoresheet								
Adjustment	AVs Per Project	Total Projects Selected	Total AVs Available	Total AVs Awarded		Adjusted AVs	Net AVs Awarded	
				Net Awarded	Percentage AV		Net Awarded	Percentage AV
Organizational Adjustments (applied to all projects)	5.00	11.00	55.00	55.00	100%	0.00	55.00	100%
Project Adjustments (applied to one project only)	Various	11.00	112.00	112.00	100%	0.00	112.00	100%
Total			167.00	167.00	100%	0.00	167.00	100%

Hide Reviewer Comments

Organizational

Project Adjustments

No AV Adjustments	
●	Please note that there are no AV adjustments for Bassett Medical Center in DY2, Q1





Save & Return

Print

Achievement Value (AV) Scorecard DY2, Q1 April 1, 2016 - June 30, 2016 (Non-Payment Quarter)
Bassett Medical Center - Project 2.a.ii

Project Snapshot	
Project Domain	System Transformation Projects (Domain 2)
Project ID	2.a.ii
Project Title	Increase Certification of Primary Care Practitioners with PCMH Certification and/or Advanced Primary Care Models (as developed under the New York State Health Innovation Plan (SHIP))

Payment Snapshot	
Payment Available (DY2)	\$ 1,149,624.85
Funding Available for Distribution DY2Q1	-
Dollars Earned to Date (DY1)	\$ 1,060,709.22

2.a.ii Scoresheet									
Domain	Component	Review Status	AVs Available	Net AVs Awarded	Percentage AV	Domain Funding % (DY2)	Domain Funding % (DY2, Q1)	Payment Available (\$)	Net Payment Earned (\$)
Domain 1	Domain 1 Organizational	Complete	5.00	5.00	100%	60%	0%	-	-
	Project Implementation Speed	N/A	0.00	0.00	0%				
	Patient Engagement Speed	Complete	1.00	1.00	100%				
Domain 1 Subtotal			6.00	6.00	100%	60%	0%	-	-
Domain 2	Domain 2 Pay for Reporting (P4R)	Complete	14.00	14.00	100%	40%	0%	-	-
	Domain 2 Pay for Performance (P4P)	N/A	N/A	N/A	N/A				
Domain 2 Subtotal			14.00	14.00	100%	40%	0%	-	-
Total			20.00	20.00	100%	100%	0%	-	-

Total Project 2.a.ii AVs Awarded: 20 out of 20

Hide Reviewer Comments

Domain 1 Project Milestones - Project 2.a.ii						
AV Driving	Project Requirement and Metric/Deliverable	Required Due Date	Committed Due Date	Milestone Status	Reviewer Status	AVs Awarded
	Module 1 - Major risks to implementation and mitigation strategies	Ongoing	N/A	In Process	Pass & Ongoing	N/A



Save & Return

Print

**Achievement Value (AV) Scorecard DY2, Q1 April 1, 2016 - June 30, 2016 (Non-Payment Quarter)
Bassett Medical Center - Project 2.a.ii**

	Module 3 - Patient Engagement Speed	Ongoing	N/A	In Process	Pass (with Exception) & Ongoing	1
	<i>The Actively Engaged data submitted with your DY2 Q1 quarterly reports is under review by the IA, and was not subject to remediation as part of this quarterly review. The DY2 Q1 Actively Engaged data will be subject to remediation in DY2 Q2 along with the Actively Engaged data reported in DY2 Q2.</i>					
Total						1.00

Domain 1 Project Prescribed Milestones - Project 2.a.ii						
AV Driving	Project Requirement and Metric/Deliverable	Required Due Date	Committed Due Date	Milestone Status	Reviewer Status	AVs Awarded
	1. Ensure that all participating PCPs in the PPS meet NCQA 2014 Level 3 PCMH accreditation and/or meet state-determined criteria for Advanced Primary Care Models by the end of DSRIP Year 3.	3/31/2018	3/31/2018	In Process	Pass & Ongoing	N/A
	2. Identify a physician champion with knowledge of PCMH/APCM implementation for each primary care practice included in the project.	3/31/2017	3/31/2017	In Process	Pass & Ongoing	N/A
	3. Identify care coordinators at each primary care site who are responsible for care connectivity, internally, as well as connectivity to care managers at other primary care practices.	12/31/2016	12/31/2016	In Process	Pass & Ongoing	N/A



Save & Return

Print

Achievement Value (AV) Scorecard DY2, Q1 April 1, 2016 - June 30, 2016 (Non-Payment Quarter) Bassett Medical Center - Project 2.a.ii

●	4. Ensure all PPS safety net providers are actively sharing EHR systems with local health information exchange/RHIO/SHIN-NY and sharing health information among clinical partners, including direct exchange (secure messaging), alerts and patient record look up by the end of Demonstration Year (DY) 3.	12/31/2016	12/31/2016	In Process	Pass & Ongoing	N/A
●	5. Ensure that EHR systems used by participating safety net providers meet Meaningful Use and PCMH Level 3 standards and/or APCM by the end of Demonstration Year 3.	12/31/2017	12/31/2017	In Process	Pass & Ongoing	N/A
●	6. Perform population health management by actively using EHRs and other IT platforms, including use of targeted patient registries, for all participating safety net providers.	12/31/2017	12/31/2017	In Process	Pass & Ongoing	N/A
●	7. Ensure that all staff are trained on PCMH or Advanced Primary Care models, including evidence-based preventive and chronic disease management.	12/31/2016	12/31/2016	In Process	Pass & Ongoing	N/A
●	8. Implement preventive care screening protocols including behavioral health screenings (PHQ-2 or 9 for those screening positive, SBIRT) for all patients to identify unmet needs. A process is developed for assuring referral to appropriate care in a timely manner.	9/30/2016	9/30/2016	In Process	Pass & Ongoing	N/A
●	9. Implement open access scheduling in all primary care practices.	12/31/2017	12/31/2017	In Process	Pass & Ongoing	N/A



Save & Return

Print

*Achievement Value (AV) Scorecard DY2, Q1 April 1, 2016 - June 30, 2016 (Non-Payment Quarter)
Bassett Medical Center - Project 2.a.ii*

Total	0.00

Domain 2 Pay for Performance and Pay for Reporting - Project 2.a.ii (all Milestones are P4R in DY1)			
AV Driving	Measure	Reviewer Status	AVs Awarded
●	Adult Access to Preventive or Ambulatory Care - 20 to 44 years	Pass & Ongoing	0.33333333
●	Adult Access to Preventive or Ambulatory Care - 45 to 64 years	Pass & Ongoing	0.33333333
●	Adult Access to Preventive or Ambulatory Care - 65 and older	Pass & Ongoing	0.33333333
●	CAHPS Measures - Care Coordination with provider up-to-date about care received from other providers	Pass & Ongoing	1
●	Children's Access to Primary Care- 12 to 19 years	Pass & Ongoing	0.25
●	Children's Access to Primary Care- 12 to 24 months	Pass & Ongoing	0.25



Save & Return

Print

*Achievement Value (AV) Scorecard DY2, Q1 April 1, 2016 - June 30, 2016 (Non-Payment Quarter)
Bassett Medical Center - Project 2.a.ii*

●	Children's Access to Primary Care- 25 months to 6 years	Pass & Ongoing	0.25
●	Children's Access to Primary Care- 7 to 11 years	Pass & Ongoing	0.25
●	Getting Timely Appointments, Care and information (Q6, 8, 10, and 12)	Pass & Ongoing	0.5
●	Helpful, Courteous, and Respectful Office Staff (Q24 and 25)	Pass & Ongoing	0.5
●	H-CAHPS – Care Transition Metrics	Pass & Ongoing	1
●	Medicaid Spending on ER and Inpatient Services ±	Pass & Ongoing	1
●	Medicaid spending on Primary Care and community based behavioral health care	Pass & Ongoing	1
●	PDI 90– Composite of all measures +/-	Pass & Ongoing	1



Save & Return

Print

Achievement Value (AV) Scorecard DY2, Q1 April 1, 2016 - June 30, 2016 (Non-Payment Quarter)
Bassett Medical Center - Project 2.a.ii

●			
●	Percent of eligible providers with participating agreements with RHIOs, meeting Meaningful Use criteria and able to participate in bidirectional exchange	Pass & Ongoing	1
●	Percent of PCP meeting PCMH (NCQA) or Advance Primary Care (SHIP) standards	Pass & Ongoing	1
●	Percent of total Medicaid provider reimbursement received through sub-capitation or other forms of non-FFS reimbursement	Pass & Ongoing	N/A
●	Potentially Avoidable Emergency Room Visits	Pass & Ongoing	1
●	Potentially Avoidable Readmissions	Pass & Ongoing	1
●	PQI 90 – Composite of all measures +/-	Pass & Ongoing	1
●	Primary Care - Length of Relationship - Q3	Pass & Ongoing	0.5



Department of Health

Medicaid Redesign Team

New York State Department of Health
Delivery System Reform Incentive Payment (DSRIP) Program

Save & Return

Print

*Achievement Value (AV) Scorecard DY2, Q1 April 1, 2016 - June 30, 2016 (Non-Payment Quarter)
Bassett Medical Center - Project 2.a.ii*

●	Primary Care - Usual Source of Care - Q2	Pass & Ongoing	0.5
	Total		14.00



Save & Return

Print

Achievement Value (AV) Scorecard DY2, Q1 April 1, 2016 - June 30, 2016 (Non-Payment Quarter)
Bassett Medical Center - Project 2.b.vii

Project Snapshot	
Project Domain	System Transformation Projects (Domain 2)
Project ID	2.b.vii
Project Title	Implementing the INTERACT project (inpatient transfer avoidance program for SNF)

Payment Snapshot	
Payment Available (DY2)	\$ 1,268,849.18
Funding Available for Distribution DY2Q1	-
Dollars Earned to Date (DY1)	\$ 1,170,712.36

2.b.vii Scoresheet									
Domain	Component	Review Status	AVs Available	Net AVs Awarded	Percentage AV	Domain Funding % (DY2)	Domain Funding % (DY2, Q1)	Payment Available (\$)	Net Payment Earned (\$)
Domain 1	Domain 1 Organizational	Complete	5.00	5.00	100%	60%	0%	-	-
	Project Implementation Speed	N/A	0.00	0.00	0%				
	Patient Engagement Speed	Complete	1.00	1.00	100%				
Domain 1 Subtotal			6.00	6.00	100%	60%	0%	-	-
Domain 2	Domain 2 Pay for Reporting (P4R)	Complete	14.00	14.00	100%	40%	0%	-	-
	Domain 2 Pay for Performance (P4P)	N/A	N/A	N/A	N/A	0%	0%	-	-
Domain 2 Subtotal			14.00	14.00	100%	40%	0%	-	-
Total		Complete	20.00	20.00	100%	100%	0%	-	-

Total Project 2.b.vii AVs Awarded: 20 out of 20

Hide Reviewer Comments

Domain 1 Project Milestones - Project 2.b.vii						
AV Driving	Project Requirement and Metric/Deliverable	Required Due Date	Committed Due Date	Milestone Status	Reviewer Status	AVs Awarded
	Module 1 - Major risks to implementation and mitigation strategies	Ongoing	N/A	In Process	Pass & Ongoing	N/A



Save & Return

Print

**Achievement Value (AV) Scorecard DY2, Q1 April 1, 2016 - June 30, 2016 (Non-Payment Quarter)
Bassett Medical Center - Project 2.b.vii**

	Module 3 - Patient Engagement Speed	Ongoing	N/A	In Process	Pass (with Exception) & Ongoing	1
<i>The Actively Engaged data submitted with your DY2 Q1 quarterly reports is under review by the IA, and was not subject to remediation as part of this quarterly review. The DY2 Q1 Actively Engaged data will be subject to remediation in DY2 Q2 along with the Actively Engaged data reported in DY2 Q2.</i>						
Total						1.00

Domain 1 Project Prescribed Milestones - Project 2.b.vii						
AV Driving	Project Requirement and Metric/Deliverable	Required Due Date	Committed Due Date	Milestone Status	Reviewer Status	AVs Awarded
	1. Implement INTERACT at each participating SNF, demonstrated by active use of the INTERACT 3.0 toolkit and other resources available at http://interact2.net .	12/31/2017	12/31/2017	In Process	Pass & Ongoing	N/A
	2. Identify a facility champion who will engage other staff and serve as a coach and leader of INTERACT program.	12/31/2016	12/31/2016	In Process	Pass & Ongoing	N/A
	3. Implement care pathways and other clinical tools for monitoring chronically ill patients, with the goal of early identification of potential instability and intervention to avoid hospital transfer.	12/31/2016	12/31/2016	In Process	Pass & Ongoing	N/A
	4. Educate all staff on care pathways and INTERACT principles.	12/31/2017	12/31/2017	In Process	Pass & Ongoing	N/A



Save & Return

Print

Achievement Value (AV) Scorecard DY2, Q1 April 1, 2016 - June 30, 2016 (Non-Payment Quarter)
Bassett Medical Center - Project 2.b.vii

●	5. Implement Advance Care Planning tools to assist residents and families in expressing and documenting their wishes for near end of life and end of life care.	12/31/2016	12/31/2016	In Process	Pass & Ongoing	N/A
●	6. Create coaching program to facilitate and support implementation.	12/31/2016	12/31/2016	In Process	Pass & Ongoing	N/A
●	7. Educate patient and family/caretakers, to facilitate participation in planning of care.	12/31/2016	12/31/2016	In Process	Pass & Ongoing	N/A
●	8. Establish enhanced communication with acute care hospitals, preferably with EHR and HIE connectivity.	3/31/2018	3/31/2018	In Process	Pass & Ongoing	N/A
●	9. Measure outcomes (including quality assessment/root cause analysis of transfer) in order to identify additional interventions.	12/31/2017	12/31/2017	In Process	Pass & Ongoing	N/A
●	10. Use EHRs and other technical platforms to track all patients engaged in the project.	3/31/2017	3/31/2017	In Process	Pass & Ongoing	N/A
Total						0.00

Domain 2 Pay for Performance and Pay for Reporting - Project 2.b.vii (all Milestones are P4R in DY1)



Save & Return

Print

*Achievement Value (AV) Scorecard DY2, Q1 April 1, 2016 - June 30, 2016 (Non-Payment Quarter)
Bassett Medical Center - Project 2.b.vii*

AV Driving	Measure	Reviewer Status	AVs Awarded
●	Adult Access to Preventive or Ambulatory Care - 20 to 44 years	Pass & Ongoing	0.33333333
●	Adult Access to Preventive or Ambulatory Care - 45 to 64 years	Pass & Ongoing	0.33333333
●	Adult Access to Preventive or Ambulatory Care - 65 and older	Pass & Ongoing	0.33333333
●	CAHPS Measures - Care Coordination with provider up-to-date about care received from other providers	Pass & Ongoing	1
●	Children's Access to Primary Care- 12 to 19 years	Pass & Ongoing	0.25
●	Children's Access to Primary Care- 12 to 24 months	Pass & Ongoing	0.25
●	Children's Access to Primary Care- 25 months to 6 years	Pass & Ongoing	0.25
●	Children's Access to Primary Care- 7 to 11 years	Pass & Ongoing	0.25



Save & Return

Print

Achievement Value (AV) Scorecard DY2, Q1 April 1, 2016 - June 30, 2016 (Non-Payment Quarter)
Bassett Medical Center - Project 2.b.vii

●	Getting Timely Appointments, Care and information (Q6, 8, 10, and 12)	Pass & Ongoing	0.5
●	Helpful, Courteous, and Respectful Office Staff (Q24 and 25)	Pass & Ongoing	0.5
●	H-CAHPS – Care Transition Metrics	Pass & Ongoing	1
●	Medicaid Spending on ER and Inpatient Services ±	Pass & Ongoing	1
●	Medicaid spending on Primary Care and community based behavioral health care	Pass & Ongoing	1
●	PDI 90– Composite of all measures +/-	Pass & Ongoing	1
●	Percent of eligible providers with participating agreements with RHIOs, meeting Meaningful Use criteria and able to participate in bidirectional exchange	Pass & Ongoing	1



Save & Return

Print

Achievement Value (AV) Scorecard DY2, Q1 April 1, 2016 - June 30, 2016 (Non-Payment Quarter)
Bassett Medical Center - Project 2.b.vii

●	Percent of PCP meeting PCMH (NCQA) or Advance Primary Care (SHIP) standards	Pass & Ongoing	1
●	Percent of total Medicaid provider reimbursement received through sub-capitation or other forms of non-FFS reimbursement	Pass & Ongoing	N/A
●	Potentially Avoidable Emergency Room Visits	Pass & Ongoing	1
●	Potentially Avoidable Readmissions	Pass & Ongoing	1
●	PQI 90 – Composite of all measures +/-	Pass & Ongoing	1
●	Primary Care - Length of Relationship - Q3	Pass & Ongoing	0.5
●	Primary Care - Usual Source of Care - Q2	Pass & Ongoing	0.5
Total			14.00



Save & Return

Print

Achievement Value (AV) Scorecard DY2, Q1 April 1, 2016 - June 30, 2016 (Non-Payment Quarter)
Bassett Medical Center - Project 2.b.viii

Project Snapshot	
Project Domain	System Transformation Projects (Domain 2)
Project ID	2.b.viii
Project Title	Hospital-Home Care Collaboration Solutions

Payment Snapshot	
Payment Available (DY2)	\$ 1,307,529.98
Funding Available for Distribution DY2Q1	-
Dollars Earned to Date (DY1)	\$ 1,206,401.47

2.b.viii Scoresheet									
Domain	Component	Review Status	AVs Available	Net AVs Awarded	Percentage AV	Domain Funding % (DY2)	Domain Funding % (DY2, Q1)	Payment Available (\$)	Net Payment Earned (\$)
Domain 1	Domain 1 Organizational	Complete	5.00	5.00	100%	60%	0%	-	-
	Project Implementation Speed	N/A	0.00	0.00	0%				
	Patient Engagement Speed	Complete	1.00	1.00	100%				
Domain 1 Subtotal			6.00	6.00	100%	60%	0%	-	-
Domain 2	Domain 2 Pay for Reporting (P4R)	Complete	14.00	14.00	100%	40%	0%	-	-
	Domain 2 Pay for Performance (P4P)	N/A	N/A	N/A	N/A	0%	0%	-	-
Domain 2 Subtotal			14.00	14.00	100%	40%	0%	-	-
Total		Complete	20.00	20.00	100%	100%	0%	-	-

Total Project 2.b.viii AVs Awarded: 20 out of 20

Hide Reviewer Comments

Domain 1 Project Milestones - Project 2.b.viii						
AV Driving	Project Requirement and Metric/Deliverable	Required Due Date	Committed Due Date	Milestone Status	Reviewer Status	AVs Awarded
	Module 1 - Major risks to implementation and mitigation strategies	Ongoing	N/A	In Process	Pass & Ongoing	N/A



Save & Return

Print

Achievement Value (AV) Scorecard DY2, Q1 April 1, 2016 - June 30, 2016 (Non-Payment Quarter)
Bassett Medical Center - Project 2.b.viii

	Module 3 - Patient Engagement Speed	Ongoing	N/A	In Process	Pass (with Exception) & Ongoing	1
<i>The Actively Engaged data submitted with your DY2 Q1 quarterly reports is under review by the IA, and was not subject to remediation as part of this quarterly review. The DY2 Q1 Actively Engaged data will be subject to remediation in DY2 Q2 along with the Actively Engaged data reported in DY2 Q2.</i>						
Total						1.00

Domain 1 Project Prescribed Milestones - Project 2.b.viii						
AV Driving	Project Requirement and Metric/Deliverable	Required Due Date	Committed Due Date	Milestone Status	Reviewer Status	AVs Awarded
	1. Assemble Rapid Response Teams (hospital/home care) to facilitate patient discharge to home and assure needed home care services are in place, including, if appropriate, hospice.	6/30/2017	6/30/2017	In Process	Pass & Ongoing	N/A
	2. Ensure home care staff have knowledge and skills to identify and respond to patient risks for readmission, as well as to support evidence-based medicine and chronic care management.	12/31/2016	12/31/2016	In Process	Pass & Ongoing	N/A
	3. Develop care pathways and other clinical tools for monitoring chronically ill patients, with the goal of early identification of potential instability and intervention to avoid hospital transfer.	3/31/2017	3/31/2017	In Process	Pass & Ongoing	N/A



Save & Return

Print

Achievement Value (AV) Scorecard DY2, Q1 April 1, 2016 - June 30, 2016 (Non-Payment Quarter)
Bassett Medical Center - Project 2.b.viii

●	4. Educate all staff on care pathways and INTERACT-like principles.	3/31/2017	3/31/2017	In Process	Pass & Ongoing	N/A
●	5. Develop Advance Care Planning tools to assist residents and families in expressing and documenting their wishes for near end of life and end of life care.	12/31/2015	12/31/2015	Completed	Pass & Complete	N/A
●	6. Create coaching program to facilitate and support implementation.	3/31/2017	3/31/2017	In Process	Pass & Ongoing	N/A
●	7. Educate patient and family/caretakers, to facilitate participation in planning of care.	3/31/2017	3/31/2017	In Process	Pass & Ongoing	N/A
●	8. Integrate primary care, behavioral health, pharmacy, and other services into the model in order to enhance coordination of care and medication management.	9/30/2017	9/30/2017	In Process	Pass & Ongoing	N/A
●	9. Utilize telehealth/telemedicine to enhance hospital-home care collaborations.	9/30/2017	9/30/2017	In Process	Pass & Ongoing	N/A
●	10. Utilize interoperable EHR to enhance communication and avoid medication errors and/or duplicative services.	3/31/2017	3/31/2017	In Process	Pass & Ongoing	N/A



Save & Return

Print

*Achievement Value (AV) Scorecard DY2, Q1 April 1, 2016 - June 30, 2016 (Non-Payment Quarter)
Bassett Medical Center - Project 2.b.viii*

●	11. Measure outcomes (including quality assessment/root cause analysis of transfer) in order to identify additional interventions.	9/30/2017	9/30/2017	In Process	Pass & Ongoing	N/A
●	12. Use EHRs and other technical platforms to track all patients engaged in the project.	3/31/2017	3/31/2017	In Process	Pass & Ongoing	N/A
Total						0.00

Domain 2 Pay for Performance and Pay for Reporting - Project 2.b.viii (all Milestones are P4R in DY1)

AV Driving	Measure	Reviewer Status	AVs Awarded
●	Adult Access to Preventive or Ambulatory Care - 20 to 44 years	Pass & Ongoing	0.33333333
●	Adult Access to Preventive or Ambulatory Care - 45 to 64 years	Pass & Ongoing	0.33333333
●	Adult Access to Preventive or Ambulatory Care - 65 and older	Pass & Ongoing	0.33333333
●	CAHPS Measures - Care Coordination with provider up-to-date about care received from other providers	Pass & Ongoing	1



Save & Return

Print

*Achievement Value (AV) Scorecard DY2, Q1 April 1, 2016 - June 30, 2016 (Non-Payment Quarter)
Bassett Medical Center - Project 2.b.viii*

●	Children's Access to Primary Care- 12 to 19 years	Pass & Ongoing	0.25
●	Children's Access to Primary Care- 12 to 24 months	Pass & Ongoing	0.25
●	Children's Access to Primary Care- 25 months to 6 years	Pass & Ongoing	0.25
●	Children's Access to Primary Care- 7 to 11 years	Pass & Ongoing	0.25
●	Getting Timely Appointments, Care and information (Q6, 8, 10, and 12)	Pass & Ongoing	0.5
●	Helpful, Courteous, and Respectful Office Staff (Q24 and 25)	Pass & Ongoing	0.5
●	H-CAHPS – Care Transition Metrics	Pass & Ongoing	1
●	Medicaid Spending on ER and Inpatient Services ±	Pass & Ongoing	1



Save & Return

Print

Achievement Value (AV) Scorecard DY2, Q1 April 1, 2016 - June 30, 2016 (Non-Payment Quarter)
Bassett Medical Center - Project 2.b.viii

●	Medicaid spending on Primary Care and community based behavioral health care	Pass & Ongoing	1
●	PDI 90- Composite of all measures +/-	Pass & Ongoing	1
●	Percent of eligible providers with participating agreements with RHIOs, meeting Meaningful Use criteria and able to participate in bidirectional exchange	Pass & Ongoing	1
●	Percent of PCP meeting PCMH (NCQA) or Advance Primary Care (SHIP) standards	Pass & Ongoing	1
●	Percent of total Medicaid provider reimbursement received through sub-capitation or other forms of non-FFS reimbursement	Pass & Ongoing	N/A
●	Potentially Avoidable Emergency Room Visits	Pass & Ongoing	1
●	Potentially Avoidable Readmissions	Pass & Ongoing	1



Save & Return

Print

*Achievement Value (AV) Scorecard DY2, Q1 April 1, 2016 - June 30, 2016 (Non-Payment Quarter)
Bassett Medical Center - Project 2.b.viii*

●	PQI 90 – Composite of all measures +/-	Pass & Ongoing	1
●	Primary Care - Length of Relationship - Q3	Pass & Ongoing	0.5
●	Primary Care - Usual Source of Care - Q2	Pass & Ongoing	0.5
Total			14.00



Save & Return

Print

Achievement Value (AV) Scorecard DY2, Q1 April 1, 2016 - June 30, 2016 (Non-Payment Quarter)
Bassett Medical Center - Project 2.c.i

Project Snapshot	
Project Domain	System Transformation Projects (Domain 2)
Project ID	2.c.i
Project Title	To develop a community based health navigation service to assist patients to access healthcare services efficiently

Payment Snapshot	
Payment Available (DY2)	\$ 1,190,926.66
Funding Available for Distribution DY2Q1	-
Dollars Earned to Date (DY1)	\$ 1,098,816.61

2.c.i Scoresheet									
Domain	Component	Review Status	AVs Available	Net AVs Awarded	Percentage AV	Domain Funding % (DY2)	Domain Funding % (DY2, Q1)	Payment Available (\$)	Net Payment Earned (\$)
Domain 1	Domain 1 Organizational	Complete	5.00	5.00	100%	60%	0%	-	-
	Project Implementation Speed	N/A	0.00	0.00	0%				
	Patient Engagement Speed	Complete	1.00	1.00	100%				
Domain 1 Subtotal			6.00	6.00	100%	60%	0%	-	-
Domain 2	Domain 2 Pay for Reporting (P4R)	Complete	14.00	14.00	100%	40%	0%	-	-
	Domain 2 Pay for Performance (P4P)	N/A	N/A	N/A	N/A	0%	0%	-	-
Domain 2 Subtotal			14.00	14.00	100%	40%	0%	-	-
Total		Complete	20.00	20.00	100%	100%	0%	-	-

Total Project 2.c.i AVs Awarded: 20 out of 20

Hide Reviewer Comments

Domain 1 Project Milestones - Project 2.c.i						
AV Driving	Project Requirement and Metric/Deliverable	Required Due Date	Committed Due Date	Milestone Status	Reviewer Status	AVs Awarded
	Module 1 - Major risks to implementation and mitigation strategies	Ongoing	N/A	In Process	Pass & Ongoing	N/A



Save & Return

Print

Achievement Value (AV) Scorecard DY2, Q1 April 1, 2016 - June 30, 2016 (Non-Payment Quarter)
Bassett Medical Center - Project 2.c.i

	Module 3 - Patient Engagement Speed	Ongoing	N/A	In Process	Pass (with Exception) & Ongoing	1
	<i>The Actively Engaged data submitted with your DY2 Q1 quarterly reports is under review by the IA, and was not subject to remediation as part of this quarterly review. The DY2 Q1 Actively Engaged data will be subject to remediation in DY2 Q2 along with the Actively Engaged data reported in DY2 Q2.</i>					
Total						1.00

Domain 1 Project Prescribed Milestones - Project 2.c.i						
AV Driving	Project Requirement and Metric/Deliverable	Required Due Date	Committed Due Date	Milestone Status	Reviewer Status	AVs Awarded
	1. Create community-based health navigation services, with the goal of assisting patients in accessing healthcare services efficiently.	3/31/2016	3/31/2016	Completed	Pass & Complete	N/A
	2. Develop a community care resource guide to assist the community resources and ensure compliance with protocols, under direction from a collaborating program oversight group of medical/behavioral health, community nursing, and social support services providers.	12/31/2016	12/31/2016	In Process	Pass & Ongoing	N/A
	3. Recruit for community navigators, ideally spearheaded by residents in the targeted area to ensure community familiarity.	9/30/2016	9/30/2016	In Process	Pass & Ongoing	N/A
	4. Resource appropriately for the community navigators, evaluating placement and service type.	6/30/2016	6/30/2016	Completed	Pass & Complete	N/A



Save & Return

Print

Achievement Value (AV) Scorecard DY2, Q1 April 1, 2016 - June 30, 2016 (Non-Payment Quarter)
Bassett Medical Center - Project 2.c.i

●	5. Provide community navigators with access to non-clinical resources, such as transportation and housing services.	3/31/2017	3/31/2017	In Process	Pass & Ongoing	N/A
●	6. Establish case loads and discharge processes to ensure efficiency in the system for community navigators who are following patients longitudinally.	6/30/2016	6/30/2016	Completed	Pass & Complete	N/A
●	7. Market the availability of community-based navigation services.	3/31/2017	3/31/2017	In Process	Pass & Ongoing	N/A
●	8. Use EHRs and other technical platforms to track all patients engaged in the project.	3/31/2017	3/31/2017	In Process	Pass & Ongoing	N/A
Total						0.00

Domain 2 Pay for Performance and Pay for Reporting - Project 2.c.i (all Milestones are P4R in DY1)

AV Driving	Measure	Reviewer Status	AVs Awarded
●	Adult Access to Preventive or Ambulatory Care - 20 to 44 years	Pass & Ongoing	0.33333333
●	Adult Access to Preventive or Ambulatory Care - 45 to 64 years	Pass & Ongoing	0.33333333



Save & Return

Print

*Achievement Value (AV) Scorecard DY2, Q1 April 1, 2016 - June 30, 2016 (Non-Payment Quarter)
Bassett Medical Center - Project 2.c.i*

●	Adult Access to Preventive or Ambulatory Care - 65 and older	Pass & Ongoing	0.33333333
●	CAHPS Measures - Care Coordination with provider up-to-date about care received from other providers	Pass & Ongoing	1
●	Children's Access to Primary Care- 12 to 19 years	Pass & Ongoing	0.25
●	Children's Access to Primary Care- 12 to 24 months	Pass & Ongoing	0.25
●	Children's Access to Primary Care- 25 months to 6 years	Pass & Ongoing	0.25
●	Children's Access to Primary Care- 7 to 11 years	Pass & Ongoing	0.25
●	Getting Timely Appointments, Care and information (Q6, 8, 10, and 12)	Pass & Ongoing	0.5



Save & Return

Print

Achievement Value (AV) Scorecard DY2, Q1 April 1, 2016 - June 30, 2016 (Non-Payment Quarter)
Bassett Medical Center - Project 2.c.i

●	Helpful, Courteous, and Respectful Office Staff (Q24 and 25)	Pass & Ongoing	0.5
●	H-CAHPS – Care Transition Metrics	Pass & Ongoing	1
●	Medicaid Spending on ER and Inpatient Services ±	Pass & Ongoing	1
●	Medicaid spending on Primary Care and community based behavioral health care	Pass & Ongoing	1
●	PDI 90– Composite of all measures +/-	Pass & Ongoing	1
●	Percent of eligible providers with participating agreements with RHIOs, meeting Meaningful Use criteria and able to participate in bidirectional exchange	Pass & Ongoing	1
●	Percent of PCP meeting PCMH (NCQA) or Advance Primary Care (SHIP) standards	Pass & Ongoing	1
●	Percent of total Medicaid provider reimbursement received through sub-capitation or other forms of non-FFS reimbursement	Pass & Ongoing	N/A



Save & Return

Print

Achievement Value (AV) Scorecard DY2, Q1 April 1, 2016 - June 30, 2016 (Non-Payment Quarter)
Bassett Medical Center - Project 2.c.i

●	Potentially Avoidable Emergency Room Visits	Pass & Ongoing	1
●	Potentially Avoidable Readmissions	Pass & Ongoing	1
●	PQI 90 – Composite of all measures +/-	Pass & Ongoing	1
●	Primary Care - Length of Relationship - Q3	Pass & Ongoing	0.5
●	Primary Care - Usual Source of Care - Q2	Pass & Ongoing	0.5
Total			14.00



Save & Return

Print

Achievement Value (AV) Scorecard DY2, Q1 April 1, 2016 - June 30, 2016 (Non-Payment Quarter)
Bassett Medical Center - Project 2.d.i

Project Snapshot	
Project Domain	System Transformation Projects (Domain 2)
Project ID	2.d.i
Project Title	Implementation of Patient Activation Activities to Engage, Educate and Integrate the uninsured and low/non-utilizing Medicaid populations into Community Based Care

Payment Snapshot	
Payment Available (DY2)	\$ 1,119,631.77
Funding Available for Distribution DY2Q1	-
Dollars Earned to Date (DY1)	\$ 998,017.73

2.d.i Scoresheet									
Domain	Component	Review Status	AVs Available	Net AVs Awarded	Percentage AV	Domain Funding % (DY2)	Domain Funding % (DY2, Q1)	Payment Available (\$)	Net Payment Earned (\$)
Domain 1	Domain 1 Organizational	Complete	5.00	5.00	100%	60%	0%	-	-
	Project Implementation Speed	N/A	0.00	0.00	0%				
	Patient Engagement Speed	Complete	1.00	1.00	100%				
Domain 1 Subtotal			6.00	6.00	100%	60%	0%	-	-
Domain 2	Domain 2 Pay for Reporting (P4R)	Complete	2.00	2.00	100%	40%	0%	-	-
	Domain 2 Pay for Performance (P4P)	N/A	N/A	N/A	N/A	0%	0%	-	-
Domain 2 Subtotal			2.00	2.00	100%	40%	0%	-	-
Total			8.00	8.00	100%	100%	0%	-	-

Total Project 2.d.i AVs Awarded: 8 out of 8

Hide Reviewer Comments

Domain 1 Project Milestones - Project 2.d.i						
AV Driving	Project Requirement and Metric/Deliverable	Required Due Date	Committed Due Date	Milestone Status	Reviewer Status	AVs Awarded
	Module 1 - Major risks to implementation and mitigation strategies	Ongoing	N/A	In Process	Pass & Ongoing	N/A



Save & Return

Print

Achievement Value (AV) Scorecard DY2, Q1 April 1, 2016 - June 30, 2016 (Non-Payment Quarter)
Bassett Medical Center - Project 2.d.i

	Module 3 - Patient Engagement Speed	Ongoing	N/A	In Process	Pass (with Exception) & Ongoing	1
	<i>The Actively Engaged data submitted with your DY2 Q1 quarterly reports is under review by the IA, and was not subject to remediation as part of this quarterly review. The DY2 Q1 Actively Engaged data will be subject to remediation in DY2 Q2 along with the Actively Engaged data reported in DY2 Q2.</i>					
Total						1.00

Domain 1 Project Prescribed Milestones - Project 2.d.i						
AV Driving	Project Requirement and Metric/Deliverable	Required Due Date	Committed Due Date	Milestone Status	Reviewer Status	AVs Awarded
	1. Contract or partner with community-based organizations (CBOs) to engage target populations using PAM® and other patient activation techniques. The PPS must provide oversight and ensure that engagement is sufficient and appropriate.	12/31/2017	12/31/2017	In Process	Pass & Ongoing	N/A
	2. Establish a PPS-wide training team, comprised of members with training in PAM® and expertise in patient activation and engagement.	3/31/2017	3/31/2017	In Process	Pass & Ongoing	N/A
	3. Identify UI, NU, and LU “hot spot” areas (e.g., emergency rooms). Contract or partner with CBOs to perform outreach within the identified “hot spot” areas.	3/31/2017	3/31/2017	In Process	Pass & Ongoing	N/A



Save & Return

Print

Achievement Value (AV) Scorecard DY2, Q1 April 1, 2016 - June 30, 2016 (Non-Payment Quarter) Bassett Medical Center - Project 2.d.i

●	4. Survey the targeted population about healthcare needs in the PPS' region.	12/31/2016	12/31/2016	In Process	Pass & Ongoing	N/A
●	5. Train providers located within "hot spots" on patient activation techniques, such as shared decision-making, measurements of health literacy, and cultural competency.	3/31/2017	3/31/2017	In Process	Pass & Ongoing	N/A
●	6. Obtain list of PCPs assigned to NU and LU enrollees from MCOs. Along with the member's MCO and assigned PCP, reconnect beneficiaries to his/her designated PCP (see outcome measurements in	12/31/2016	12/31/2016	In Process	Pass & Ongoing	N/A
●	7. Baseline each beneficiary cohort (per method developed by state) to appropriately identify cohorts using PAM® during the first year of the project and again, at set intervals. Baselines, as well as intervals towards improvement, must be set for each cohort at the beginning of each performance period.	6/30/2018	6/30/2018	In Process	Pass & Ongoing	N/A
●	8. Include beneficiaries in development team to promote preventive care.	12/31/2016	12/31/2016	In Process	Pass & Ongoing	N/A
●	9. Measure PAM® components	3/31/2017	3/31/2017	In Process	Pass & Ongoing	N/A
●	10. Increase the volume of non-emergent (primary, behavioral, dental) care provided to UI, NU, and LU persons.	6/30/2017	6/30/2017	In Process	Pass & Ongoing	N/A



Save & Return

Print

Achievement Value (AV) Scorecard DY2, Q1 April 1, 2016 - June 30, 2016 (Non-Payment Quarter)
Bassett Medical Center - Project 2.d.i

●	11. Contract or partner with CBOs to develop a group of community navigators who are trained in connectivity to healthcare coverage, community healthcare resources (including for primary and preventive services) and patient education.	6/30/2018	6/30/2018	In Process	Pass & Ongoing	N/A
●	12. Develop a process for Medicaid recipients and project participants to report complaints and receive customer service.	3/31/2017	3/31/2017	In Process	Pass & Ongoing	N/A
●	13. Train community navigators in patient activation and education, including how to appropriately assist project beneficiaries using the PAM®.	3/31/2017	3/31/2017	In Process	Pass & Ongoing	N/A
●	14. Ensure direct hand-offs to navigators who are prominently placed at "hot spots," partnered CBOs, emergency departments, or community events, so as to facilitate education regarding health insurance coverage, age-appropriate primary and preventive healthcare services and	6/30/2016	6/30/2016	Completed	Pass & Complete	N/A
●	15. Inform and educate navigators about insurance options and healthcare resources available to UI, NU, and LU populations.	6/30/2017	6/30/2017	In Process	Pass & Ongoing	N/A
●	16. Ensure appropriate and timely access for navigators when attempting to establish primary and preventive services for a community	3/31/2017	3/31/2017	In Process	Pass & Ongoing	N/A



Save & Return

Print

**Achievement Value (AV) Scorecard DY2, Q1 April 1, 2016 - June 30, 2016 (Non-Payment Quarter)
Bassett Medical Center - Project 2.d.i**

●	17. Perform population health management by actively using EHRs and other IT platforms, including use of targeted patient registries, to track all patients engaged in the project.	3/31/2017	3/31/2017	In Process	Pass & Ongoing	N/A
Total						0.00

Domain 2 Pay for Performance and Pay for Reporting - Project 2.d.i (all Milestones are P4R in DY1)

AV Driving	Measure	Reviewer Status	AVs Awarded
●	C&G CAHPS by PPS for uninsured- Getting timely appointments, care, and information	Pass & Ongoing	N/A
●	C&G CAHPS by PPS for uninsured- Patients' rating of the provider (or doctor)	Pass & Ongoing	N/A
●	C&G CAHPS by PPS for uninsured- How well providers (or doctors) communicate with patients	Pass & Ongoing	N/A
●	C&G CAHPS by PPS for uninsured- Helpful, courteous, and respectful office staff	Pass & Ongoing	N/A
●	ED use by uninsured	Pass & Ongoing	1



Save & Return

Print

*Achievement Value (AV) Scorecard DY2, Q1 April 1, 2016 - June 30, 2016 (Non-Payment Quarter)
Bassett Medical Center - Project 2.d.i*

●	PAM Level	Pass & Ongoing	N/A
●	Use of primary and preventive care services-- Percent of attributed Medicaid members with no claims history for primary care and preventive services in measurement year compared to same in baseline year	Pass & Ongoing	1
Total			2.00



Save & Return

Print

Achievement Value (AV) Scorecard DY2, Q1 April 1, 2016 - June 30, 2016 (Non-Payment Quarter)
Bassett Medical Center - Project 3.a.i

Project Snapshot	
Project Domain	Clinical Improvement Projects (Domain 3)
Project ID	3.a.i
Project Title	Integration of primary care and behavioral health services

Payment Snapshot	
Payment Available (DY2)	\$ 1,160,559.08
Funding Available for Distribution DY2Q1	-
Dollars Earned to Date (DY1)	\$ 1,070,797.76

3.a.i Scoresheet									
Domain	Component	Review Status	AVs Available	Net AVs Awarded	Percentage AV	Domain Funding % (DY2)	Domain Funding % (DY2, Q1)	Payment Available (\$)	Net Payment Earned (\$)
Domain 1	Domain 1 Organizational	Complete	5.00	5.00	100%	60%	0%	-	-
	Project Implementation Speed	N/A	0.00	0.00	0%				
	Patient Engagement Speed	Complete	1.00	1.00	100%				
Domain 1 Subtotal			6.00	6.00	100%	60%	0%	-	-
Domain 3	Domain 3 Pay for Reporting (P4R)	Complete	10.00	10.00	100%	16%	0%	-	-
	Domain 3 Pay for Performance	N/A	N/A	N/A	N/A	24%	0%	-	-
Domain 3 Subtotal			10.00	10.00	100%	40%	0%	-	-
Total		Complete	16.00	16.00	100%	100%	0%	-	-

Hide Reviewer Comments

Total Project 3.a.i AVs Awarded: 16 out of 16

Domain 1 Project Milestones - Project 3.a.i						
AV Driving	Project Requirement and Metric/Deliverable	Required Due Date	Committed Due Date	Milestone Status	Reviewer Status	AVs Awarded
	Module 1 - Major risks to implementation and mitigation strategies	Ongoing	N/A	In Process	Pass & Ongoing	N/A



Save & Return

Print

Achievement Value (AV) Scorecard DY2, Q1 April 1, 2016 - June 30, 2016 (Non-Payment Quarter)
Bassett Medical Center - Project 3.a.i

●	Module 3 - Patient Engagement Speed	Ongoing	N/A	In Process	Pass (with Exception) & Ongoing	1	
<i>The Actively Engaged data submitted with your DY2 Q1 quarterly reports is under review by the IA, and was not subject to remediation as part of this quarterly review. The DY2 Q1 Actively Engaged data will be subject to remediation in DY2 Q2 along with the Actively Engaged data reported in DY2 Q2.</i>							
Total						1	

Domain 1 Project Prescribed Milestones - Project 3.a.i Models 1, 2 and 3

3.a.i Model 1 3.a.i Model 2 3.a.i Model 3

Model	AV Driving	Project Requirement and Metric/Deliverable	Required Due Date	Committed Due Date	Milestone Status	Reviewer Status	AVs Awarded
3.a.i Model 1	●	1. Co-locate behavioral health services at primary care practice sites. All participating primary care practices must meet 2014 NCQA level 3 PCMH or Advance Primary Care Model standards by DY 3.	3/31/2018	3/31/2018	In Process	Pass & Ongoing	N/A
	●	2. Develop collaborative evidence-based standards of care including medication management and care engagement process.	3/31/2017	3/31/2017	In Process	Pass & Ongoing	N/A



Save & Return

Print

Achievement Value (AV) Scorecard DY2, Q1 April 1, 2016 - June 30, 2016 (Non-Payment Quarter) Bassett Medical Center - Project 3.a.i

	●	3. Conduct preventive care screenings, including behavioral health screenings (PHQ-2 or 9 for those screening positive, SBIRT) implemented for all patients to identify unmet needs.	3/31/2018	3/31/2018	In Process	Pass & Ongoing	N/A
	●	4. Use EHRs or other technical platforms to track all patients engaged in this project.	3/31/2017	3/31/2017	In Process	Pass & Ongoing	N/A
3.a.i Model 2	●	5. Co-locate primary care services at behavioral health sites.	3/31/2018	3/31/2018	In Process	Pass & Ongoing	N/A
	●	6. Develop collaborative evidence-based standards of care including medication management and care engagement process.	3/31/2017	3/31/2017	In Process	Pass & Ongoing	N/A
	●	7. Conduct preventive care screenings, including behavioral health screenings (PHQ-2 or 9 for those screening positive, SBIRT) implemented for all patients to identify unmet needs.	3/31/2018	3/31/2018	In Process	Pass & Ongoing	N/A
	●	8. Use EHRs or other technical platforms to track all patients engaged in this project.	3/31/2017	3/31/2017	In Process	Pass & Ongoing	N/A
	●	9. Implement IMPACT Model at Primary Care Sites.	3/31/2020	3/31/2020	On Hold	Pass & Ongoing	N/A



Save & Return

Print

**Achievement Value (AV) Scorecard DY2, Q1 April 1, 2016 - June 30, 2016 (Non-Payment Quarter)
Bassett Medical Center - Project 3.a.i**

3.a.i Model 3	●						
	●	10. Utilize IMPACT Model collaborative care standards, including developing coordinated evidence-based care standards and policies and procedures for care engagement.	3/31/2020	3/31/2020	On Hold	Pass & Ongoing	N/A
	●	11. Employ a trained Depression Care Manager meeting requirements of the IMPACT model.	3/31/2020	3/31/2020	On Hold	Pass & Ongoing	N/A
	●	12. Designate a Psychiatrist meeting requirements of the IMPACT Model.	3/31/2020	3/31/2020	On Hold	Pass & Ongoing	N/A
	●	13. Measure outcomes as required in the IMPACT Model.	3/31/2020	3/31/2020	On Hold	Pass & Ongoing	N/A
●	14. Provide "stepped care" as required by the IMPACT Model.	3/31/2020	3/31/2020	On Hold	Pass & Ongoing	N/A	
●	15. Use EHRs or other technical platforms to track all patients engaged in this project.	3/31/2020	3/31/2020	On Hold	Pass & Ongoing	N/A	
Total						0	

Domain 3 Pay for Performance and Pay for Reporting - Project 3.a.i (all Milestones are P4R in DY1)



Save & Return

Print

Achievement Value (AV) Scorecard DY2, Q1 April 1, 2016 - June 30, 2016 (Non-Payment Quarter)
Bassett Medical Center - Project 3.a.i

AV Driving	Measure	Reviewer Status	AVs Awarded
●	Adherence to Antipsychotic Medications for People with Schizophrenia	Pass & Ongoing	1
●	Antidepressant Medication Management - Effective Acute Phase Treatment	Pass & Ongoing	0.5
●	Antidepressant Medication Management - Effective Continuation Phase Treatment	Pass & Ongoing	0.5
●	Cardiovascular Monitoring for People with Cardiovascular Disease and Schizophrenia	Pass & Ongoing	1
●	Diabetes Monitoring for People with Diabetes and Schizophrenia	Pass & Ongoing	1
●	Diabetes Screening for People with Schizophrenia or Bipolar Disease who are Using Antipsychotic Medication	Pass & Ongoing	1
●	Follow-up after hospitalization for Mental Illness - within 30 days	Pass & Ongoing	0.5
●	Follow-up after hospitalization for Mental Illness - within 7 days	Pass & Ongoing	0.5



Save & Return

Print

*Achievement Value (AV) Scorecard DY2, Q1 April 1, 2016 - June 30, 2016 (Non-Payment Quarter)
Bassett Medical Center - Project 3.a.i*

●			
●	Follow-up care for Children Prescribed ADHD Medications - Continuation Phase	Pass & Ongoing	0.5
●	Follow-up care for Children Prescribed ADHD Medications - Initiation Phase	Pass & Ongoing	0.5
●	Engagement of Alcohol and Other Drug Dependence Treatment (initiation and 2 visits within 44 days)	Pass & Ongoing	0.5
●	Initiation of Alcohol and Other Drug Dependence Treatment (1 visit within 14 days)	Pass & Ongoing	0.5
●	Potentially Preventable Emergency Department Visits (for persons with BH diagnosis) ±	Pass & Ongoing	1
●	Screening for Clinical Depression and follow-up	Pass & Ongoing	1
Total			10



Save & Return

Print

Achievement Value (AV) Scorecard DY2, Q1 April 1, 2016 - June 30, 2016 (Non-Payment Quarter)
Bassett Medical Center - Project 3.a.iv

Project Snapshot	
Project Domain	Clinical Improvement Projects (Domain 3)
Project ID	3.a.iv
Project Title	Development of Withdrawal Management (e.g., ambulatory detoxification, ancillary withdrawal services) capabilities and appropriate enhanced abstinence services within community-based addiction treatment programs

Payment Snapshot	
Payment Available (DY2)	\$ 1,154,724.46
Funding Available for Distribution DY2Q1	-
Dollars Earned to Date (DY1)	\$ 1,065,414.41

3.a.iv Scoresheet									
Domain	Component	Review Status	AVs Available	Net AVs Awarded	Percentage AV	Domain Funding % (DY2)	Domain Funding % (DY2, Q1)	Payment Available (\$)	Net Payment Earned (\$)
Domain 1	Domain 1 Organizational	Complete	5.00	5.00	100%	60%	0%	-	-
	Project Implementation Speed	N/A	0.00	0.00	0%				
	Patient Engagement Speed	Complete	1.00	1.00	100%				
Domain 1 Subtotal			6.00	6.00	100%	60%	0%	-	-
Domain 3	Domain 3 Pay for Reporting (P4R)	Complete	10.00	10.00	100%	16%	0%	-	-
	Domain 3 Pay for Performance (P4P)	N/A	N/A	N/A	N/A	24%	0%	-	-
Domain 2 Subtotal			10.00	10.00	100%	40%	0%	-	-
Total		Complete	16.00	16.00	100%	100%	0%	-	-

Total Project 3.a.iv AVs Awarded: 16 out of 16

Hide Reviewer Comments

Domain 1 Project Milestones - Project 3.a.iv						
AV Driving	Project Requirement and Metric/Deliverable	Required Due Date	Committed Due Date	Milestone Status	Reviewer Status	AVs Awarded



Save & Return

Print

Achievement Value (AV) Scorecard DY2, Q1 April 1, 2016 - June 30, 2016 (Non-Payment Quarter)
Bassett Medical Center - Project 3.a.iv

●	Module 1 - Major risks to implementation and mitigation strategies	Ongoing	N/A	In Process	Pass & Ongoing	N/A
●						
●	Module 3 - Patient Engagement Speed	Ongoing	N/A	In Process	Pass (with Exception) & Ongoing	1
	<i>The Actively Engaged data submitted with your DY2 Q1 quarterly reports is under review by the IA, and was not subject to remediation as part of this quarterly review. The DY2 Q1 Actively Engaged data will be subject to remediation in DY2 Q2 along with the Actively Engaged data reported in DY2 Q2.</i>					
Total						1.00

Domain 1 Project Prescribed Milestones - Project 3.a.iv

AV Driving	Project Requirement and Metric/Deliverable	Required Due Date	Committed Due Date	Milestone Status	Reviewer Status	AVs Awarded
●	1. Develop community-based addiction treatment programs that include outpatient SUD sites with PCP integrated teams, and stabilization services including social services.	12/31/2017	12/31/2017	In Process	Pass & Ongoing	N/A
●	2. Establish referral relationships between community treatment programs and inpatient detoxification services with development of referral protocols.	12/31/2017	12/31/2017	In Process	Pass & Ongoing	N/A
●	3. Include a project medical director, board certified in addiction medicine, with training and privileges for use of buprenorphine and buprenorphine/naltrexone as well as familiarity with other withdrawal management agents.	3/31/2017	3/31/2017	In Process	Pass & Ongoing	N/A



Save & Return

Print

Achievement Value (AV) Scorecard DY2, Q1 April 1, 2016 - June 30, 2016 (Non-Payment Quarter)
Bassett Medical Center - Project 3.a.iv

●	4. Identify and link to providers approved for outpatient medication management of opioid addiction who agree to provide continued maintenance therapy and collaborate with the treatment program and care manager. These may include practices with collocated behavioral health services, opioid treatment programs or outpatient SUD clinics.	12/31/2016	12/31/2016	In Process	Pass & Ongoing	N/A
●	5. Develop community-based withdrawal management (ambulatory detoxification) protocols based upon evidence based best practices and	3/31/2017	3/31/2017	In Process	Pass & Ongoing	N/A
●	6. Develop care management services within the SUD treatment program.	3/31/2019	3/31/2019	In Process	Pass & Ongoing	N/A
●	7. Form agreements with the Medicaid Managed Care organizations serving the affected population to provide coverage for the service array under this project.	3/31/2019	3/31/2019	In Process	Pass & Ongoing	N/A
●	8. Use EHRs or other technical platforms to track all patients engaged in this project.	3/31/2017	3/31/2017	In Process	Pass & Ongoing	N/A
Total						0.00

Domain 3 Pay for Performance and Pay for Reporting - Project 3.a.iv (all Milestones are P4R in DY1)

AV Driving	Measure	Reviewer Status	AVs Awarded
------------	---------	-----------------	-------------



Save & Return

Print

*Achievement Value (AV) Scorecard DY2, Q1 April 1, 2016 - June 30, 2016 (Non-Payment Quarter)
Bassett Medical Center - Project 3.a.iv*

●	Adherence to Antipsychotic Medications for People with Schizophrenia	Pass & Ongoing	1
●	Antidepressant Medication Management - Effective Acute Phase Treatment	Pass & Ongoing	0.5
●	Antidepressant Medication Management - Effective Continuation Phase Treatment	Pass & Ongoing	0.5
●	Cardiovascular Monitoring for People with Cardiovascular Disease and Schizophrenia	Pass & Ongoing	1
●	Diabetes Monitoring for People with Diabetes and Schizophrenia	Pass & Ongoing	1
●	Diabetes Screening for People with Schizophrenia or Bipolar Disease who are Using Antipsychotic Medication	Pass & Ongoing	1
●	Follow-up after hospitalization for Mental Illness - within 30 days	Pass & Ongoing	0.5
●	Follow-up after hospitalization for Mental Illness - within 7 days	Pass & Ongoing	0.5



Save & Return

Print

Achievement Value (AV) Scorecard DY2, Q1 April 1, 2016 - June 30, 2016 (Non-Payment Quarter)
Bassett Medical Center - Project 3.a.iv

●	Follow-up care for Children Prescribed ADHD Medications - Continuation Phase	Pass & Ongoing	0.5
●	Follow-up care for Children Prescribed ADHD Medications - Initiation Phase	Pass & Ongoing	0.5
●	Engagement of Alcohol and Other Drug Dependence Treatment (initiation and 2 visits within 44 days)	Pass & Ongoing	0.5
●	Initiation of Alcohol and Other Drug Dependence Treatment (1 visit within 14 days)	Pass & Ongoing	0.5
●	Potentially Preventable Emergency Department Visits (for persons with BH diagnosis) ±	Pass & Ongoing	1
●	Screening for Clinical Depression and follow-up	Pass & Ongoing	1
Total			10.00



Save & Return

Print

Achievement Value (AV) Scorecard DY2, Q1 April 1, 2016 - June 30, 2016 (Non-Payment Quarter)
Bassett Medical Center - Project 3.d.iii

Project Snapshot	
Project Domain	Clinical Improvement Projects (Domain 3)
Project ID	3.d.iii
Project Title	Implementation of evidence-based medicine guidelines for asthma management

Payment Snapshot	
Payment Available (DY2)	\$ 876,204.00
Funding Available for Distribution DY2Q1	-
Dollars Earned to Date (DY1)	\$ 794,733.30

3.d.iii Scoresheet									
Domain	Component	Review Status	AVs Available	Net AVs Awarded	Percentage AV	Domain Funding % (DY2)	Domain Funding % (DY2, Q1)	Payment Available (\$)	Net Payment Earned (\$)
Domain 1	Domain 1 Organizational	Complete	5.00	5.00	100%	60%	0%	-	-
	Project Implementation Speed	N/A	0.00	0.00	0%				
	Patient Engagement Speed	Complete	1.00	1.00	100%				
Domain 1 Subtotal			6.00	6.00	100%	60%	0%	-	-
Domain 3	Domain 3 Pay for Reporting (P4R)	Complete	4.00	4.00	100%	16%	0%	-	-
	Domain 3 Pay for Performance (P4P)	N/A	N/A	N/A	N/A	24%	0%	-	-
Domain 2 Subtotal			4.00	4.00	100%	40%	0%	-	-
Total		Complete	10.00	10.00	100%	100%	0%	-	-

Total Project 3.d.iii AVs Awarded: 10 out of 10

Hide Reviewer Comments

Domain 1 Project Milestones - Project 3.d.iii						
AV Driving	Project Requirement and Metric/Deliverable	Required Due Date	Committed Due Date	Milestone Status	Reviewer Status	AVs Awarded
	Module 1 - Major risks to implementation and mitigation strategies	Ongoing	N/A	In Process	Pass & Ongoing	N/A



Save & Return

Print

Achievement Value (AV) Scorecard DY2, Q1 April 1, 2016 - June 30, 2016 (Non-Payment Quarter)
Bassett Medical Center - Project 3.d.iii

	Module 3 - Patient Engagement Speed	Ongoing	N/A	In Process	Pass (with Exception) & Ongoing	1
	<i>The Actively Engaged data submitted with your DY2 Q1 quarterly reports is under review by the IA, and was not subject to remediation as part of this quarterly review. The DY2 Q1 Actively Engaged data will be subject to remediation in DY2 Q2 along with the Actively Engaged data reported in DY2 Q2.</i>					
Total						1.00

Domain 1 Project Prescribed Milestones - Project 3.d.iii						
AV Driving	Project Requirement and Metric/Deliverable	Required Due Date	Committed Due Date	Milestone Status	Reviewer Status	AVs Awarded
	1. Implement evidence-based asthma management guidelines between primary care practitioners, specialists, and community-based asthma programs (e.g., NYS Regional Asthma Coalitions) to ensure a regional population based approach to asthma management.	12/31/2016	12/31/2016	In Process	Pass & Ongoing	N/A
	2. Establish agreements to adhere to national guidelines for asthma management and protocols for access to asthma specialists, including EHR-HIE connectivity and telemedicine.	12/31/2018	12/31/2018	In Process	Pass & Ongoing	N/A
	3. Deliver educational activities addressing asthma management to participating primary care providers.	12/31/2016	12/31/2016	In Process	Pass & Ongoing	N/A



Save & Return

Print

**Achievement Value (AV) Scorecard DY2, Q1 April 1, 2016 - June 30, 2016 (Non-Payment Quarter)
Bassett Medical Center - Project 3.d.iii**

●	4. Ensure coordination with the Medicaid Managed Care organizations and Health Homes serving the affected population.	3/31/2019	3/31/2019	In Process	Pass & Ongoing	N/A
●	5. Use EHRs or other technical platforms to track all patients engaged in this project.	3/31/2017	3/31/2017	In Process	Pass & Ongoing	N/A
Total						0.00

Domain 3 Pay for Performance and Pay for Reporting - Project 3.d.iii (all Milestones are P4R in DY1)			
AV Driving	Measure	Reviewer Status	AVs Awarded
●	Asthma Medication Ratio (5 – 64 Years)	Pass & Ongoing	1
●	Medication Management for People with Asthma (5 - 64 years) - 50% of Treatment days covered	Pass & Ongoing	0.5
●	Medication Management for People with Asthma (5 - 64 years) - 75% of Treatment days covered	Pass & Ongoing	0.5
●	Pediatric Quality Indicator # 14 Pediatric Asthma ±	Pass & Ongoing	1
●	Prevention Quality Indicator # 15 Younger Adult Asthma ±	Pass & Ongoing	1



Department of Health

Medicaid Redesign Team

New York State Department of Health
Delivery System Reform Incentive Payment (DSRIP) Program

Save & Return

Print

*Achievement Value (AV) Scorecard DY2, Q1 April 1, 2016 - June 30, 2016 (Non-Payment Quarter)
Bassett Medical Center - Project 3.d.iii*

Total	4.00



Save & Return

Print

Achievement Value (AV) Scorecard DY2, Q1 April 1, 2016 - June 30, 2016 (Non-Payment Quarter)
Bassett Medical Center - Project 3.g.i

Project Snapshot	
Project Domain	Clinical Improvement Projects (Domain 3)
Project ID	3.g.i
Project Title	Integration of palliative care into the PCMH model

Payment Snapshot	
Payment Available (DY2)	\$ 681,379.35
Funding Available for Distribution DY2Q1	-
Dollars Earned to Date (DY1)	\$ 618,023.73

3.g.i Scoresheet									
Domain	Component	Review Status	AVs Available	Net AVs Awarded	Percentage AV	Domain Funding % (DY2)	Domain Funding % (DY2, Q1)	Payment Available (\$)	Net Payment Earned (\$)
Domain 1	Domain 1 Organizational	Complete	5.00	5.00	100%	60%	0%	-	-
	Project Implementation Speed	N/A	0.00	0.00	0%				
	Patient Engagement Speed	Complete	1.00	1.00	100%				
Domain 1 Subtotal			6.00	6.00	100%	60%	0%	-	-
Domain 3	Domain 3 Pay for Reporting (P4R)	Complete	1.00	1.00	100%	16%	0%	-	-
	Domain 3 Pay for Performance (P4P)	N/A	N/A	N/A	N/A	24%	0%	-	-
Domain 2 Subtotal			1.00	1.00	100%	40%	0%	-	-
Total		Complete	7.00	7.00	100%	100%	0%	-	-

Total Project 3.g.i AVs Awarded: 7 out of 7

Hide Reviewer Comments

Domain 1 Project Milestones - Project 3.g.i						
AV Driving	Project Requirement and Metric/Deliverable	Required Due Date	Committed Due Date	Milestone Status	Reviewer Status	AVs Awarded
	Module 1 - Major risks to implementation and mitigation strategies	Ongoing	N/A	In Process	Pass & Ongoing	N/A



Save & Return

Print

Achievement Value (AV) Scorecard DY2, Q1 April 1, 2016 - June 30, 2016 (Non-Payment Quarter)
Bassett Medical Center - Project 3.g.i

	Module 3 - Patient Engagement Speed	Ongoing	N/A	In Process	Pass (with Exception) & Ongoing	1
	<i>The Actively Engaged data submitted with your DY2 Q1 quarterly reports is under review by the IA, and was not subject to remediation as part of this quarterly review. The DY2 Q1 Actively Engaged data will be subject to remediation in DY2 Q2 along with the Actively Engaged data reported in DY2 Q2.</i>					
Total						1.00

Domain 1 Project Prescribed Milestones - Project 3.g.i						
AV Driving	Project Requirement and Metric/Deliverable	Required Due Date	Committed Due Date	Milestone Status	Reviewer Status	AVs Awarded
	1. Integrate Palliative Care into appropriate participating PCPs that have, or will have, achieved NCQA PCMH and/or APCM certification.	3/31/2018	3/31/2018	In Process	Pass & Ongoing	N/A
	2. Develop partnerships with community and provider resources including Hospice to bring the palliative care supports and services into	3/31/2017	3/31/2017	In Process	Pass & Ongoing	N/A
	3. Develop and adopt clinical guidelines agreed to by all partners including services and eligibility.	3/31/2017	3/31/2017	In Process	Pass & Ongoing	N/A
	4. Engage staff in trainings to increase role-appropriate competence in palliative care skills and protocols developed by the PPS.	3/31/2017	3/31/2017	In Process	Pass & Ongoing	N/A



Save & Return

Print

Achievement Value (AV) Scorecard DY2, Q1 April 1, 2016 - June 30, 2016 (Non-Payment Quarter)
Bassett Medical Center - Project 3.g.i

●	5. Engage with Medicaid Managed Care to address coverage of services.	3/31/2018	3/31/2018	In Process	Pass & Ongoing	N/A
●	6. Use EHRs or other IT platforms to track all patients engaged in this project.	3/31/2017	3/31/2017	In Process	Pass & Ongoing	N/A
Total						0.00

Domain 3 Pay for Performance and Pay for Reporting - Project 3.g.i (all Milestones are P4R in DY1)			
AV Driving	Measure	Reviewer Status	AVs Awarded
●	Proxy Palliative Care Measure	Pass & Ongoing	1
Total			1.00



Save & Return

Print

*Achievement Value (AV) Scorecard DY2, Q1 April 1, 2016 - June 30, 2016 (Non-Payment Quarter)
Bassett Medical Center - Project 4.a.iii*

Project Snapshot	
Project Domain	Domain 4: Population-wide Projects: New York's
Project ID	4.a.iii
Project Title	Strengthen Mental Health and Substance Abuse Infrastructure Across Systems

Payment Snapshot	
Payment Available (DY2)	\$ 680,514.09
Funding Available for Distribution DY2Q1	-
Dollars Earned to Date (DY1)	\$ 625,752.56

4.a.iii Scoresheet									
Domain	Component	Review Status	AVs Available	Net AVs Awarded	Percentage AV	Domain Funding % (DY2)	Domain Funding % (DY2, Q1)	Payment Available (\$)	Net Payment Earned (\$)
Domain 1	Domain 1 Organizational	Complete	5.00	5.00	100%	60%	0%	-	-
	Project Implementation Speed	N/A	0.00	0.00	0%				
	Patient Engagement Speed	N/A	0.00	0.00	0%				
Domain 1 Subtotal			5.00	5.00	100%	60%	0%	-	-
Domain 4	Domain 4 Pay for Reporting (P4R)	Complete	11.00	11.00	100%	40%	0%	-	-
	Domain 4 Pay for Performance (P4P)	N/A	N/A	N/A	N/A	0%	0%	-	-
Domain 4 Subtotal			11.00	11.00	100%	40%	0%	-	-
Total		Complete	16.00	16.00	100%	100%	0%	-	-

Total Project 4.a.iii AVs Awarded: 16 out of 16

Hide Reviewer Comments

Domain 4 Pay for Performance and Pay for Reporting - Project 4.a.iii (all Milestones are P4R in DY1)			
AV Driving	Measure	Reviewer Status	AVs Awarded
	Age-adjusted preventable hospitalizations rate per 10,000 - Aged 18+ years – Ratio of Hispanics to White non-Hispanics	Pass & Ongoing	1



Save & Return

Print

*Achievement Value (AV) Scorecard DY2, Q1 April 1, 2016 - June 30, 2016 (Non-Payment Quarter)
Bassett Medical Center - Project 4.a.iii*

●	Age-adjusted suicide death rate per 100,000	Pass & Ongoing	1
●	Percentage of adults with health insurance - Aged 18- 64 years	Pass & Ongoing	1
●	Percentage of premature death (before age 65 years)	Pass & Ongoing	1
●	Percentage of premature death (before age 65 years) – Ratio of Black non-Hispanics to White non-Hispanics	Pass & Ongoing	1
●	Percentage of premature death (before age 65 years) – Ratio of Hispanics to White non-Hispanics	Pass & Ongoing	1
●	Age-adjusted percentage of adult binge drinking during the past month	Pass & Ongoing	1
●	Age-adjusted percentage of adults who have a regular health care provider - Aged 18+ years	Pass & Ongoing	1



Save & Return

Print

*Achievement Value (AV) Scorecard DY2, Q1 April 1, 2016 - June 30, 2016 (Non-Payment Quarter)
Bassett Medical Center - Project 4.a.iii*

●	Age-adjusted percentage of adults with poor mental health for 14 or more days in the last month	Pass & Ongoing	1
●	Age-adjusted preventable hospitalizations rate per 10,000 - Aged 18+ years	Pass & Ongoing	1
●	Age-adjusted preventable hospitalizations rate per 10,000 - Aged 18+ years – Ratio of Black non-Hispanics to White non-Hispanics	Pass & Ongoing	1
Total			11.00



Save & Return

Print

Achievement Value (AV) Scorecard DY2, Q1 April 1, 2016 - June 30, 2016 (Non-Payment Quarter)
Bassett Medical Center - Project 4.b.i

Project Snapshot	
Project Domain	Domain 4: Population-wide Projects: New York's
Project ID	4.b.i
Project Title	Promote Tobacco Use Cessation, especially among low SES populations and those with poor mental health

Payment Snapshot	
Payment Available (DY2)	\$ 782,591.21
Funding Available for Distribution DY2Q1	-
Dollars Earned to Date (DY1)	\$ 719,615.45

4.b.i Scoresheet									
Domain	Component	Review Status	AVs Available	Net AVs Awarded	Percentage AV	Domain Funding % (DY2)	Domain Funding % (DY2, Q1)	Payment Available (\$)	Net Payment Earned (\$)
Domain 1	Domain 1 Organizational	Complete	5.00	5.00	100%	60%	0%	-	-
	Project Implementation Speed	N/A	0.00	0.00	0%				
	Patient Engagement Speed	N/A	0.00	0.00	0%				
Domain 1 Subtotal			5.00	5.00	100%	60%	0%	-	-
Domain 4	Domain 4 Pay for Reporting (P4R)	Complete	9.00	9.00	100%	40%	0%	-	-
	Domain 4 Pay for Performance (P4P)	N/A	N/A	N/A	N/A	0%	0%	-	-
Domain 4 Subtotal			9.00	9.00	100%	40%	0%	-	-
Total		Complete	14.00	14.00	100%	100%	0%	-	-

Total Project 4.b.i AVs Awarded: 14 out of 14

Hide Reviewer Comments

Domain 4 Pay for Performance and Pay for Reporting - Project 4.b.i (all Milestones are P4R in DY1)			
AV Driving	Measure	Reviewer Status	AVs Awarded
	Age-adjusted preventable hospitalizations rate per 10,000 - Aged 18+ years – Ratio of Hispanics to White non-Hispanics	Pass & Ongoing	1



Save & Return

Print

*Achievement Value (AV) Scorecard DY2, Q1 April 1, 2016 - June 30, 2016 (Non-Payment Quarter)
Bassett Medical Center - Project 4.b.i*

●	Percentage of adults with health insurance - Aged 18- 64 years	Pass & Ongoing	1
●	Percentage of cigarette smoking among adults	Pass & Ongoing	1
●	Percentage of premature death (before age 65 years)	Pass & Ongoing	1
●	Percentage of premature death (before age 65 years) – Ratio of Black non-Hispanics to White non-Hispanics	Pass & Ongoing	1
●	Percentage of premature death (before age 65 years) – Ratio of Hispanics to White non-Hispanics	Pass & Ongoing	1
●	Age-adjusted percentage of adults who have a regular health care provider - Aged 18+ years	Pass & Ongoing	1
●	Age-adjusted preventable hospitalizations rate per 10,000 - Aged 18+ years	Pass & Ongoing	1



Save & Return

Print

*Achievement Value (AV) Scorecard DY2, Q1 April 1, 2016 - June 30, 2016 (Non-Payment Quarter)
Bassett Medical Center - Project 4.b.i*

●	Age-adjusted preventable hospitalizations rate per 10,000 - Aged 18+ years – Ratio of Black non-Hispanics to White non-Hispanics	Pass & Ongoing	1
Total		9.00	