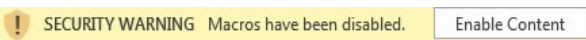


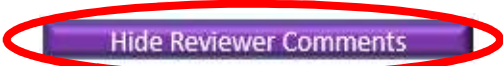




*Achievement Value (AV) Scorecard
Leatherstocking Collaborative Health Partners*

| General Instructions | | |
|---------------------------------|--|---|
| Step | Description/Link | Image |
| 1. Enable Content | Click "Enable Content" at the top of the screen to enable macros. |  |
| 2. Review AV Scorecard Overview | The AV scorecard Overview is a summary of the report Click to Access AV Scorecard Overview | |

| Functionality | | |
|--|--|---|
| Step | Description/Link | Image |
| 1. Print | All tabs include a print button in the upper left hand corner. The AV Scorecard Overview tab also includes a "Print All" button which will print all relevany reports. |  |
| 2. Access Detailed Project Reports and return to AV Scorecard Overview | The AV Scorecard Overview tab is the landing page from which detailed project reports can be viewed. From the AV Scorecard Overview" click the relevant project button to access the project tab. From the project tab click "Save and Return" to access the AV Scorecard Overview |  |
| 3. Show or Hide reviewer comments | Each project tab includes a Show/Hide Reviewer Comments button on the left hand side of the screen. Click "Show Reviewer Comments" to show comments and "Hide Reviewer Comments" to hide comments. |  |



New York State Department of Health
Delivery System Reform Incentive Payment (DSRIP) Program

[Print Summary](#)

[Print All](#)

Achievement Value (AV) Scorecard
Leatherstocking Collaborative Health Partners

PPS Information

| | |
|------------|---|
| Quarter | DY4, Q2 July 1, 2018 - September 30, 2018 (Payment Quarter) |
| PPS | Leatherstocking Collaborative Health Partners |
| PPS Number | 22 |

Achievement Value (AV) Scorecard Summary

| Project Link (click on the purple link below to access each individual project report) | AV Data | | | | Payment Data | |
|--|---------------|-------------|---------------|-----------------|--|------------------------|
| | AVs Available | AVs Awarded | AV Adjustment | Net AVs Awarded | DY4, Q2 Payment Available | DY4, Q2 Payment Earned |
| Domain I - Organizational (All Projects) | 5.00 | 5.00 | 0.00 | 5.00 | <i>Organizational funds are embedded within each project's payment</i> | |
| 2.a.ii | 29.00 | 23.00 | 0.00 | 23.00 | \$ 776,930 | \$ 357,388 |
| 2.b.vii | 29.00 | 22.00 | 0.00 | 22.00 | \$ 857,503 | \$ 365,868 |
| 2.b.viii | 29.00 | 22.00 | 0.00 | 22.00 | \$ 883,644 | \$ 377,021 |
| 2.c.i | 29.00 | 22.00 | 0.00 | 22.00 | \$ 804,842 | \$ 343,399 |
| 2.d.i | 14.00 | 12.75 | 0.00 | 12.75 | \$ 756,660 | \$ 697,389 |
| 3.a.i | 14.00 | 10.00 | 0.00 | 10.00 | \$ 784,319 | \$ 483,664 |
| 3.a.iv | 14.00 | 10.00 | 0.00 | 10.00 | \$ 780,376 | \$ 481,232 |
| 3.d.iii | 12.00 | 10.50 | 0.00 | 10.50 | \$ 592,149 | \$ 281,271 |



New York State Department of Health
Delivery System Reform Incentive Payment (DSRIP) Program

Print Summary

Print All

*Achievement Value (AV) Scorecard
Leatherstocking Collaborative Health Partners*

| | | | | | | |
|---------------------------|---------------|---------------|-------------|---------------|--------------------|--------------------|
| 3.g.i | 11.00 | 10.00 | 0.00 | 10.00 | \$ 138,145 | \$ 122,796 |
| 4.a.iii | 16.00 | 16.00 | 0.00 | 16.00 | \$ 459,899 | \$ 459,899 |
| 4.b.i | 22.00 | 22.00 | 0.00 | 22.00 | \$ 528,884 | \$ 528,884 |
| AV Adjustments (Column F) | | | | | | |
| Total | 219.00 | 180.25 | 0.00 | 180.25 | \$7,363,353 | \$4,498,811 |



Save & Return

Print

Achievement Value (AV) Scorecard DY4, Q2 July 1, 2018 - September 30, 2018 (Payment Leatherstocking Collaborative Health Partners - Domain 1 Organizational AVs

| Domain I Organizational Scoresheet | | | | | | |
|--|-----------------|---------------|-------------|-------------|-------------|-------------|
| Domain I Organizational | Review Status | AVs Available | AVs Awarded | Adjustments | Net AVs | AV |
| Workforce Strategy | Complete | 1.00 | 1.00 | 0.00 | 1.00 | 100% |
| Section 01 - Budget | Complete | 1.00 | 1.00 | 0.00 | 1.00 | 100% |
| Section 02 - Governance | Complete | 1.00 | 1.00 | 0.00 | 1.00 | 100% |
| Section 03 - Financial Sustainability | Complete | 1.00 | 1.00 | 0.00 | 1.00 | 100% |
| Section 04 - Cultural Competency & Health Literacy | Complete | 1.00 | 1.00 | 0.00 | 1.00 | 100% |
| Section 05 - IT Systems and Processes | Complete | N/A | N/A | N/A | N/A | N/A |
| Section 06 - Performance Reporting | Complete | N/A | N/A | N/A | N/A | N/A |
| Section 07 - Practitioner Engagement | Complete | N/A | N/A | N/A | N/A | N/A |
| Section 08 - Population Health Management | Complete | N/A | N/A | N/A | N/A | N/A |
| Section 09 - Clinical Integration | Complete | N/A | N/A | N/A | N/A | N/A |
| Section 10 - General Project Reporting | Complete | N/A | N/A | N/A | N/A | N/A |
| Total | Complete | 5.00 | 5.00 | 0.00 | 5.00 | 100% |

Net Organizational AVs Awarded: 5 out of 5

Hide Reviewer Comments

| Workforce Strategy | | | | | | | |
|-----------------------------------|------------|-----------|-------------------|--------------------|------------------|-----------------|------------|
| Process Measure | AV Driving | Milestone | Required Due Date | Committed Due Date | Milestone Status | Reviewer Status | AV Awarded |
| Workforce Strategy Budget Updates | ● | | | | | | |
| | | | | | | | |
| | ● | | | | | | |
| | | | | | | | |



Save & Return

Print

Achievement Value (AV) Scorecard DY4, Q2 July 1, 2018 - September 30, 2018 (Payment Leatherstocking Collaborative Health Partners - Domain 1 Organizational AVs

| | | | | | | | |
|---|--|---|-----------|-----|------------|-----------------|---|
| | | | | | | | |
| Additional Workforce Strategy Budget Updates (non AV-driving) | | 1. Define target workforce state (in line with DSRIP program's goals) | N/A | N/A | In Process | Pass & Ongoing | 1 |
| | | 2. Create a workforce transition roadmap for achieving defined target workforce | N/A | N/A | In Process | Pass & Ongoing | |
| | | 3. Perform detailed gap analysis between current state assessment of workforce and projected future state | N/A | N/A | In Process | Pass & Ongoing | |
| | | 4. Produce a compensation and benefit analysis, covering impacts on both retrained and redeployed staff, as well as new hires, particularly focusing on full and partial placements | 6/30/2016 | N/A | Completed | Pass & Complete | |
| | | 5. Develop training strategy | 9/30/2016 | N/A | Completed | Pass & Complete | |
| | | Major Risks to Implementation & Risk Mitigation Strategies | N/A | N/A | In Process | Pass & Ongoing | |



Save & Return

Print

Achievement Value (AV) Scorecard DY4, Q2 July 1, 2018 - September 30, 2018 (Payment Leatherstocking Collaborative Health Partners - Domain 1 Organizational AVs

| | | | | | | | | |
|---|--------------|--|-----|-----|------------|----------------|-----|----------|
| Additional Workforce Strategy Topic Areas | ● | | | | | | | |
| | ● | Major Dependencies on Organizational Workstreams | N/A | N/A | In Process | Pass & Ongoing | N/A | |
| | ● | Roles and Responsibilities | N/A | N/A | In Process | Pass & Ongoing | | |
| | ● | Key Stakeholders | N/A | N/A | In Process | Pass & Ongoing | | |
| | ● | IT Expectations | N/A | N/A | In Process | Pass & Ongoing | | |
| | ● | Progress Reporting | N/A | N/A | In Process | Pass & Ongoing | | |
| | Total | | | | | | | 1 |

| Section 01 - Budget | | | | | | | |
|---------------------|------------|---|-------------------|--------------------|------------------|-----------------|------------|
| Process Measure | AV Driving | Milestone | Required Due Date | Committed Due Date | Milestone Status | Reviewer Status | AV Awarded |
| | ● | Module 1.1 - PPS Budget Report (Baseline) | Ongoing | N/A | Completed | Pass & Complete | |



Save & Return

Print

Achievement Value (AV) Scorecard DY4, Q2 July 1, 2018 - September 30, 2018 (Payment Leatherstocking Collaborative Health Partners - Domain 1 Organizational AVs)

| | | | | | | | |
|---|----------------------------|--|---------|------------|----------------|-----------------|----------|
| Quarterly Project Reports, Project Budget and Flow of Funds | ● | Module 1.2 - PPS Budget Report (Quarterly) | Ongoing | N/A | In Process | Pass & Ongoing | 1 |
| | | | | | | | |
| | ● | Module 1.3 - PPS Flow of Funds (Baseline) | Ongoing | N/A | Completed | Pass & Complete | |
| | | | | | | | |
| | ● | Module 1.4 - PPS Flow of Funds (Quarterly) | Ongoing | N/A | In Process | Pass & Ongoing | |
| | | | | | | | |
| ● | Quarterly Progress Reports | N/A | N/A | In Process | Pass & Ongoing | | |
| | | | | | | | |
| Total | | | | | | | 1 |

| Section 02 - Governance | | | | | | | |
|-------------------------|------------|--|-------------------|--------------------|------------------|-----------------|------------|
| Process Measure | AV Driving | Milestone | Required Due Date | Committed Due Date | Milestone Status | Reviewer Status | AV Awarded |
| Governance Structure | ● | 1. Finalize governance structure and sub-committee structure | 9/30/2015 | N/A | Completed | Pass & Complete | |
| | | | | | | | |
| | ● | 2. Establish a clinical governance structure, including clinical quality committees for each DSRIP project | 12/31/2015 | N/A | Completed | Pass & Complete | |



Save & Return

Print

Achievement Value (AV) Scorecard DY4, Q2 July 1, 2018 - September 30, 2018 (Payment Leatherstocking Collaborative Health Partners - Domain 1 Organizational AVs

| | | | | | | | |
|---|---|--|------------|-----------|-----------------|-----------------|-----|
| Updates | | | | | | | 1 |
| | ● | 3. Finalize bylaws and policies or Committee Guidelines where applicable | 9/30/2015 | N/A | Completed | Pass & Complete | |
| Governance Process Update | ● | 4. Establish governance structure reporting and monitoring processes | 12/31/2015 | N/A | Completed | Pass & Complete | |
| | ● | 5. Finalize community engagement plan, including communications with the public and non-provider organizations (e.g. schools, churches, homeless services, | N/A | N/A | Completed | Pass & Complete | N/A |
| ● | 6. Finalize partnership agreements or contracts with CBOs | N/A | N/A | Completed | Pass & Complete | | |
| Additional Governance Milestones (non AV-driving) | ● | 7. Finalize agency coordination plan aimed at engaging appropriate public sector agencies at state and local levels (e.g. local departments of health and | N/A | N/A | Completed | Pass & Complete | |
| | ● | 8. Finalize workforce communication and engagement plan | N/A | N/A | Completed | Pass & Complete | |



Save & Return

Print

Achievement Value (AV) Scorecard DY4, Q2 July 1, 2018 - September 30, 2018 (Payment Leatherstocking Collaborative Health Partners - Domain 1 Organizational AVs

| | | | | | | | |
|-----------------------------------|---|--|-----|-----|------------|-----------------|----------|
| | ● | 9. Inclusion of CBOs in PPS Implementation | N/A | N/A | Completed | Pass & Complete | |
| | | | | | | | |
| Additional Governance Topic Areas | ● | Major Risks to Implementation & Risk Mitigation Strategies | N/A | N/A | In Process | Pass & Ongoing | N/A |
| | | | | | | | |
| | ● | Major Dependencies on Organizational Workstreams | N/A | N/A | In Process | Pass & Ongoing | |
| | | | | | | | |
| | ● | Roles and Responsibilities | N/A | N/A | In Process | Pass & Ongoing | |
| | | | | | | | |
| | ● | Key Stakeholders | N/A | N/A | In Process | Pass & Ongoing | |
| | | | | | | | |
| | ● | IT Expectations | N/A | N/A | In Process | Pass & Ongoing | |
| | | | | | | | |
| | ● | Progress Reporting | N/A | N/A | In Process | Pass & Ongoing | |
| | | | | | | | |
| Total | | | | | | | 1 |



Save & Return

Print

Achievement Value (AV) Scorecard DY4, Q2 July 1, 2018 - September 30, 2018 (Payment Leatherstocking Collaborative Health Partners - Domain 1 Organizational AVs

| Process Measure | AV Driving | Milestone | Required Due Date | Committed Due Date | Milestone Status | Reviewer Status | AV Awarded | |
|----------------------------|------------|---|-------------------|--------------------|------------------|-----------------|------------|--|
| Financial Stability Update | ● | 1. Finalize PPS finance structure, including reporting structure | 12/31/2015 | N/A | Completed | Pass & Complete | 1 | |
| | | | | | | | | |
| | ● | 2. Perform network financial health current state assessment and develop financial sustainability strategy to address key issues. | 3/31/2016 | N/A | Completed | Pass & Complete | | |
| | | | | | | | | |
| | ● | 3. Finalize Compliance Plan consistent with New York State Social Services Law 363-d | 12/31/2015 | N/A | Completed | Pass & Complete | | |
| | | | | | | | | |
| | ● | 4. Develop a Value Based Needs Assessment "VNA" | 3/31/2017 | N/A | Completed | Pass & Complete | | |
| | | | | | | | | |
| | ● | Major Risks to Implementation & Risk Mitigation Strategies | N/A | N/A | In Process | Pass & Ongoing | | |
| | | | | | | | | |
| | ● | Major Dependencies on Organizational Workstreams | N/A | N/A | In Process | Pass & Ongoing | | |
| | | | | | | | | |



Save & Return

Print

Achievement Value (AV) Scorecard DY4, Q2 July 1, 2018 - September 30, 2018 (Payment Leatherstocking Collaborative Health Partners - Domain 1 Organizational AVs)

| | | | | | | | |
|--|---|----------------------------|-----|-----|------------|----------------|----------|
| Additional Financial Stability Topic Areas | ● | Roles and Responsibilities | N/A | N/A | In Process | Pass & Ongoing | N/A |
| | | | | | | | |
| | ● | Key Stakeholders | N/A | N/A | In Process | Pass & Ongoing | |
| | | | | | | | |
| | ● | IT Expectations | N/A | N/A | In Process | Pass & Ongoing | |
| | | | | | | | |
| | ● | Progress Reporting | N/A | N/A | In Process | Pass & Ongoing | |
| | | | | | | | |
| Total | | | | | | | 1 |

| Section 04 - Cultural Competency & Health Literacy | | | | | | | |
|--|------------|--|-------------------|--------------------|------------------|-----------------|------------|
| Process Measure | AV Driving | Milestone | Required Due Date | Committed Due Date | Milestone Status | Reviewer Status | AV Awarded |
| Cultural Competency /Health Literacy | ● | 1. Finalize cultural competency / health literacy strategy. | 12/31/2015 | N/A | Completed | Pass & Complete | 1 |
| | | | | | | | |
| | ● | 2. Develop a training strategy focused on addressing the drivers of health disparities (beyond the availability of language-appropriate material). | 6/30/2016 | N/A | Completed | Pass & Complete | |
| | | | | | | | |



Save & Return

Print

Achievement Value (AV) Scorecard DY4, Q2 July 1, 2018 - September 30, 2018 (Payment Leatherstocking Collaborative Health Partners - Domain 1 Organizational AVs)

| | | | | | | | |
|---|--------------------|--|-----|------------|----------------|----------------|----------|
| Additional Cultural Competency /Health Literacy Topic Areas | ● | Major Risks to Implementation & Risk Mitigation Strategies | N/A | N/A | In Process | Pass & Ongoing | N/A |
| | | | | | | | |
| | ● | Major Dependencies on Organizational Workstreams | N/A | N/A | In Process | Pass & Ongoing | |
| | | | | | | | |
| | ● | Roles and Responsibilities | N/A | N/A | In Process | Pass & Ongoing | |
| | | | | | | | |
| | ● | Key Stakeholders | N/A | N/A | In Process | Pass & Ongoing | |
| | | | | | | | |
| ● | IT Expectations | N/A | N/A | In Process | Pass & Ongoing | N/A | |
| | | | | | | | |
| ● | Progress Reporting | N/A | N/A | In Process | Pass & Ongoing | N/A | |
| | | | | | | | |
| Total | | | | | | | 1 |

Section 05 - IT Systems and Processes

| Process Measure | AV Driving | Milestone | Required Due Date | Committed Due Date | Milestone Status | Reviewer Status | AV Awarded |
|-----------------|------------|-----------|-------------------|--------------------|------------------|-----------------|------------|
|-----------------|------------|-----------|-------------------|--------------------|------------------|-----------------|------------|



Save & Return

Print

Achievement Value (AV) Scorecard DY4, Q2 July 1, 2018 - September 30, 2018 (Payment Leatherstocking Collaborative Health Partners - Domain 1 Organizational AVs

| | | | | | | | | |
|--------------------------|---|--|-----------|-----|------------|-----------------|-----|--|
| IT Systems and Processes | ● | 1. Perform current state assessment of IT capabilities across network, identifying any critical gaps, including readiness for data sharing and the implementation of interoperable IT platform(s). | 6/30/2016 | N/A | Complete | Pass & Complete | N/A | |
| | | | | | | | | |
| | ● | 2. Develop an IT Change Management Strategy. | 9/30/2016 | N/A | Complete | Pass & Complete | | |
| | | | | | | | | |
| | ● | 3. Develop roadmap to achieving clinical data sharing and interoperable systems across PPS network | 9/30/2016 | N/A | Complete | Pass & Complete | | |
| | | | | | | | | |
| | ● | 4. Develop a specific plan for engaging attributed members in Qualifying Entities | 3/31/2017 | N/A | Complete | Pass & Complete | | |
| | | | | | | | | |
| | ● | 5. Develop a data security and confidentiality plan. | 6/30/2016 | N/A | Complete | Pass & Complete | | |
| | | | | | | | | |
| | ● | Major Risks to Implementation & Risk Mitigation Strategies | N/A | N/A | In Process | Pass & Ongoing | | |
| | | | | | | | | |
| | ● | Major Dependencies on Organizational Workstreams | N/A | N/A | In Process | Pass & Ongoing | | |



Save & Return

Print

Achievement Value (AV) Scorecard DY4, Q2 July 1, 2018 - September 30, 2018 (Payment Leatherstocking Collaborative Health Partners - Domain 1 Organizational AVs)

| | | | | | | | |
|---|---|----------------------------|-----|-----|------------|----------------|----------|
| Additional IT Systems and Processes Topic Areas | ● | | | | | | N/A |
| | ● | Roles and Responsibilities | N/A | N/A | In Process | Pass & Ongoing | |
| | ● | | | | | | |
| | ● | Key Stakeholders | N/A | N/A | In Process | Pass & Ongoing | |
| | ● | Progress Reporting | N/A | N/A | In Process | Pass & Ongoing | |
| Total | | | | | | | 0 |

| Section 06 - Performance Reporting | | | | | | | |
|------------------------------------|------------|--|-------------------|--------------------|------------------|-----------------|------------|
| Process Measure | AV Driving | Milestone | Required Due Date | Committed Due Date | Milestone Status | Reviewer Status | AV Awarded |
| Performance Reporting | ● | 1. Establish reporting structure for PPS-wide performance reporting and communication. | 12/31/2016 | N/A | Completed | Pass & Complete | N/A |
| | ● | 2. Develop training program for organizations and individuals throughout the network, focused on clinical quality and performance reporting. | N/A | N/A | In Process | Pass & Ongoing | N/A |



Save & Return

Print

Achievement Value (AV) Scorecard DY4, Q2 July 1, 2018 - September 30, 2018 (Payment Leatherstocking Collaborative Health Partners - Domain 1 Organizational AVs)

| | | | | | | | | |
|--|--------------------|--|-----|------------|----------------|----------------|----------|--|
| Additional Performance Reporting Topic Areas | ● | Major Risks to Implementation & Risk Mitigation Strategies | N/A | N/A | In Process | Pass & Ongoing | N/A | |
| | | | | | | | | |
| | ● | Major Dependencies on Organizational Workstreams | N/A | N/A | In Process | Pass & Ongoing | | |
| | | | | | | | | |
| | ● | Roles and Responsibilities | N/A | N/A | In Process | Pass & Ongoing | | |
| | | | | | | | | |
| ● | Key Stakeholders | N/A | N/A | In Process | Pass & Ongoing | | | |
| | | | | | | | | |
| ● | IT Expectations | N/A | N/A | In Process | Pass & Ongoing | | | |
| | | | | | | | | |
| ● | Progress Reporting | N/A | N/A | In Process | Pass & Ongoing | | | |
| | | | | | | | | |
| Total | | | | | | | 0 | |

| Section 07 - Practitioner Engagement | | | | | | | |
|--------------------------------------|------------|---|-------------------|--------------------|------------------|-----------------|------------|
| Process Measure | AV Driving | Milestone | Required Due Date | Committed Due Date | Milestone Status | Reviewer Status | AV Awarded |
| | ● | 1. Develop Practitioners communication and engagement plan. | 3/31/2016 | N/A | Completed | Pass & Complete | |



Save & Return

Print

Achievement Value (AV) Scorecard DY4, Q2 July 1, 2018 - September 30, 2018 (Payment Leatherstocking Collaborative Health Partners - Domain 1 Organizational AVs

| | | | | | | | |
|--|--------------------|--|-----------|------------|----------------|-----------------|-----|
| Practitioner Engagement | ● | | | | | | N/A |
| | ● | 2. Develop training / education plan targeting practioners and other professional groups, designed to educate them about the DSRIP program and your PPS-specific quality improvement agenda. | 3/31/2017 | N/A | Completed | Pass & Complete | |
| Additional Practitioner Engagement Topic Areas | ● | Major Risks to Implementation & Risk Mitigation Strategies | N/A | N/A | In Process | Pass & Ongoing | N/A |
| | ● | | | | | | |
| | ● | Major Dependencies on Organizational Workstreams | N/A | N/A | In Process | Pass & Ongoing | |
| | ● | | | | | | |
| | ● | Roles and Responsibilities | N/A | N/A | In Process | Pass & Ongoing | |
| | ● | Key Stakeholders | N/A | N/A | In Process | Pass & Ongoing | |
| | ● | | | | | | |
| ● | IT Expectations | N/A | N/A | In Process | Pass & Ongoing | | |
| ● | | | | | | | |
| ● | Progress Reporting | N/A | N/A | In Process | Pass & Ongoing | | |



Save & Return

Print

Achievement Value (AV) Scorecard DY4, Q2 July 1, 2018 - September 30, 2018 (Payment Leatherstocking Collaborative Health Partners - Domain 1 Organizational AVs)

| | | | | | | | |
|--------------|--|--|--|--|--|--|----------|
| | | | | | | | |
| Total | | | | | | | 0 |

Section 08 - Population Health Management

| Process Measure | AV Driving | Milestone | Required Due Date | Committed Due Date | Milestone Status | Reviewer Status | AV Awarded |
|--|------------|--|-------------------|--------------------|------------------|-----------------|------------|
| Population Health | ● | 1. Develop population health management roadmap. | 3/31/2017 | N/A | Complete | Pass & Complete | N/A |
| | ● | 2. Finalize PPS-wide bed reduction plan. | N/A | N/A | In Process | Pass & Ongoing | N/A |
| Additional Population Health Topic Areas | ● | Major Risks to Implementation & Risk Mitigation Strategies | N/A | N/A | In Process | Pass & Ongoing | N/A |
| | ● | Major Dependencies on Organizational Workstreams | N/A | N/A | In Process | Pass & Ongoing | |
| | ● | Roles and Responsibilities | N/A | N/A | In Process | Pass & Ongoing | |
| | ● | Key Stakeholders | N/A | N/A | In Process | Pass & Ongoing | |



Save & Return

Print

Achievement Value (AV) Scorecard DY4, Q2 July 1, 2018 - September 30, 2018 (Payment Leatherstocking Collaborative Health Partners - Domain 1 Organizational AVs)

| | | | | | |
|--------------|--------------------|-----|-----|------------|----------------|
| ● | IT Expectations | N/A | N/A | In Process | Pass & Ongoing |
| | | | | | |
| ● | Progress Reporting | N/A | N/A | In Process | Pass & Ongoing |
| | | | | | |
| Total | | | | | |
| 0 | | | | | |

| Section 09 - Clinical Integration | | | | | | | |
|-----------------------------------|------------|--|-------------------|--------------------|------------------|-----------------|------------|
| Process Measure | AV Driving | Milestone | Required Due Date | Committed Due Date | Milestone Status | Reviewer Status | AV Awarded |
| Clinical Integration | ● | 1. Perform a clinical integration 'needs assessment'. | 6/30/2016 | N/A | Complete | Pass & Complete | N/A |
| | | | | | | | |
| Clinical Integration | ● | 2. Develop a Clinical Integration strategy. | 9/30/2016 | N/A | Complete | Pass & Complete | N/A |
| | | | | | | | |
| | ● | Major Risks to Implementation & Risk Mitigation Strategies | N/A | N/A | In Process | Pass & Ongoing | |
| | | | | | | | |
| | | Major Dependencies on Organizational Workstreams | N/A | N/A | In Process | Pass & Ongoing | |
| | ● | | | | | | |
| | | Roles and Responsibilities | N/A | N/A | In Process | Pass & Ongoing | |



Save & Return

Print

*Achievement Value (AV) Scorecard DY4, Q2 July 1, 2018 - September 30, 2018 (Payment
Leatherstocking Collaborative Health Partners - Domain 1 Organizational AVs*

| | | | | | | | |
|---|---|--------------------|-----|-----|------------|----------------|-----|
| Additional Clinical Integration Topic Areas | ● | | | | | | N/A |
| | ● | Key Stakeholders | N/A | N/A | In Process | Pass & Ongoing | |
| | ● | | | | | | |
| | ● | IT Expectations | N/A | N/A | In Process | Pass & Ongoing | |
| | ● | Progress Reporting | N/A | N/A | In Process | Pass & Ongoing | |
| Total | | | | | | 0 | |



Save & Return

Print

Achievement Value (AV) Scorecard DY4, Q2 July 1, 2018 - September 30, 2018 (Payment Quarter)
Leatherstocking Collaborative Health Partners AV Adjust

| AV Adjustment Scoresheet | | | | | | | | |
|--|-----------------|-------------------------|---------------------|-------------------|---------------|--------------|-----------------|---------------|
| Adjustment | AVs Per Project | Total Projects Selected | Total AVs Available | Total AVs Awarded | | Adjusted AVs | Net AVs Awarded | |
| | | | | Net Awarded | Percentage AV | | Net Awarded | Percentage AV |
| Organizational Adjustments (applied to all projects) | 5.00 | 11.00 | 55.00 | 55.00 | 100% | 0.00 | 55.00 | 100% |
| Project Adjustments (applied to one project only) | Various | 11.00 | 164.00 | 125.25 | 76% | 0.00 | 125.25 | 76% |
| Total | | | 219.00 | 180.25 | 82% | 0.00 | 180.25 | 82% |

Hide Reviewer Comments

Organizational

Project Adjustments

| No AV Adjustments | |
|-------------------|---|
| ● | Please note that there are no AV adjustments for Leatherstocking Collaborative Health Partners in DY2, Q1 |





Save & Return

Print

*Achievement Value (AV) Scorecard DY4, Q2 July 1, 2018 - September 30, 2018 (Payment Quarter)
Leatherstocking Collaborative Health Partners - Project 2.a.ii*

| Project Snapshot | |
|-----------------------|---|
| Project Domain | System Transformation Projects (Domain 2) |
| Project ID | 2.a.ii |
| Project Title | Increase Certification of Primary Care Practitioners with PCMH Certification and/or Advanced Primary Care Models (as developed under the New York |

| Payment Snapshot | |
|-------------------------------|------------|
| DY4, Q2 Payment Earned | \$ 776,930 |
| DY4, Q2 Payment Earned | \$ 357,388 |

| 2.a.ii Scoresheet | | | | | | | | | |
|--------------------------|------------------------------------|-----------------|---------------|-----------------|---------------|----------------------------|----------------------------|------------------------|-------------------------|
| Domain | Component | Review Status | AVs Available | Net AVs Awarded | Percentage AV | Domain Funding % (DY4, Q2) | Domain Funding % (DY4, Q2) | Payment Available (\$) | Net Payment Earned (\$) |
| Domain 1 | Domain 1 Organizational | Complete | 5.00 | 5.00 | 100% | 20% | 20% | 155,386 | 155,386 |
| | Project Implementation Speed | N/A | 0.00 | N/A | 0% | | | | |
| | Patient Engagement Speed | Complete | 1.00 | 1.00 | 100% | | | | |
| Domain 1 Subtotal | | | 6.00 | 6.00 | 100% | 20% | 20% | 155,386 | 155,386 |
| Domain 2 | Domain 2 Pay for Reporting (P4R) | Complete | 15.00 | 15.00 | 100% | 8% | 8% | 62,154 | 62,154 |
| | Domain 2 Pay for Performance (P4P) | Complete | 8.00 | 2.00 | 25% | 72% | 72% | 559,390 | 139,847 |
| Domain 2 Subtotal | | | 23.00 | 17.00 | 74% | 80% | 80% | 621,544 | 202,002 |
| Total | | Complete | 29.00 | 23.00 | 79% | 100% | 100% | 776,930 | 357,388 |

Total Project 2.a.ii AVs Awarded: 23 out of 29

Hide Reviewer Comments

| Domain 1 Project Milestones - Project 2.a.ii | | | | | | |
|--|--|-------------------|--------------------|------------------|-----------------|-------------|
| AV Driving | Project Requirement and Metric/Deliverable | Required Due Date | Committed Due Date | Milestone Status | Reviewer Status | AVs Awarded |
| | Module 1 - Major risks to implementation and mitigation strategies | Ongoing | N/A | In Process | Pass & Ongoing | N/A |



Save & Return

Print

Achievement Value (AV) Scorecard DY4, Q2 July 1, 2018 - September 30, 2018 (Payment Quarter)
Leatherstocking Collaborative Health Partners - Project 2.a.ii

| | | | | | | |
|--------------|---|---------|-----|------------|-----------------|-------------|
| | <i>Enter Reviewer Comment</i> | | | | | |
| ● | Module 2 - Project Implementation Speed | Ongoing | N/A | In Process | Pass & Complete | N/A |
| | <i>Enter Reviewer Comment</i> | | | | | |
| ● | Module 3 - Patient Engagement Speed | Ongoing | N/A | In Process | Pass & Ongoing | 1 |
| | <i>Enter Reviewer Comment</i> | | | | | |
| Total | | | | | | 1.00 |

| Domain 1 Project Prescribed Milestones - Project 2.a.ii | | | | | | |
|---|---|-------------------|--------------------|------------------|-----------------|-------------|
| AV Driving | Project Requirement and Metric/Deliverable | Required Due Date | Committed Due Date | Milestone Status | Reviewer Status | AVs Awarded |
| ● | 1. Ensure that all participating PCPs in the PPS meet NCQA 2014 Level 3 PCMH accreditation and/or meet state-determined criteria for Advanced Primary Care Models by the end of DSRIP Year 3. | 3/31/2018 | 3/31/2018 | Completed | Pass & Complete | N/A |
| | <i>Enter Reviewer Comment</i> | | | | | |
| ● | 2. Identify a physician champion with knowledge of PCMH/APCM implementation for each primary care practice included in the project. | 3/31/2017 | 3/31/2017 | Completed | Pass & Complete | N/A |
| | <i>Enter Reviewer Comment</i> | | | | | |
| ● | 3. Identify care coordinators at each primary care site who are responsible for care connectivity, internally, as well as connectivity to care managers at other primary care practices. | 3/31/2017 | 3/31/2017 | Completed | Pass & Complete | N/A |
| | <i>Enter Reviewer Comment</i> | | | | | |



Save & Return

Print

Achievement Value (AV) Scorecard DY4, Q2 July 1, 2018 - September 30, 2018 (Payment Quarter)
Leatherstocking Collaborative Health Partners - Project 2.a.ii

Table with 7 columns: Item ID, Description, Start Date, End Date, Status, Achievement Value, and Notes. Rows 4-9 describe various EHR and safety net provider requirements with status indicators like 'Pass & Complete' or 'Fail'.



Save & Return

Print

Achievement Value (AV) Scorecard DY4, Q2 July 1, 2018 - September 30, 2018 (Payment Quarter)
Leatherstocking Collaborative Health Partners - Project 2.a.ii

Table with 2 columns: Measure, Value. Row 1: Enter Reviewer Comment. Row 2: Total, 0.00

Domain 2 Pay for Reporting - Project 2.a.ii

Table with 4 columns: AV Driving, Measure, Reviewer Status, AVs Awarded. Rows include measures like Adult Access to Preventive or Ambulatory Care and Children's Access to Primary Care.



Save & Return

Print

Achievement Value (AV) Scorecard DY4, Q2 July 1, 2018 - September 30, 2018 (Payment Quarter)
Leatherstocking Collaborative Health Partners - Project 2.a.ii

| | | | |
|-------------------------------|---|----------------|------|
| ● | Children's Access to Primary Care- 7 to 11 years | Pass & Ongoing | 0.25 |
| <i>Enter Reviewer Comment</i> | | | |
| ● | Getting Timely Appointments, Care and information (Q6, 8, 10, and 12) | Pass & Ongoing | 1 |
| <i>Enter Reviewer Comment</i> | | | |
| ● | H-CAHPS – Care Transition Metrics | Pass & Ongoing | 1 |
| <i>Enter Reviewer Comment</i> | | | |
| ● | Medicaid Spending on ER and Inpatient Services ± | Pass & Ongoing | 1 |
| <i>Enter Reviewer Comment</i> | | | |
| ● | Medicaid spending on Primary Care and community based behavioral health care | Pass & Ongoing | 1 |
| <i>Enter Reviewer Comment</i> | | | |
| ● | PDI 90– Composite of all measures +/- | Pass & Ongoing | 1 |
| <i>Enter Reviewer Comment</i> | | | |
| ● | Percent of eligible providers with participating agreements with RHIOs, meeting Meaningful Use criteria and able to participate in bidirectional exchange | Pass & Ongoing | 1 |
| <i>Enter Reviewer Comment</i> | | | |
| ● | Percent of PCP meeting PCMH (NCQA) or Advance Primary Care (SHIP) standards | Pass & Ongoing | 1 |
| <i>Enter Reviewer Comment</i> | | | |
| ● | Percent of total Medicaid provider reimbursement received through sub-capitation or other forms of non-FFS reimbursement | Pass & Ongoing | 1 |



Save & Return

Print

Achievement Value (AV) Scorecard DY4, Q2 July 1, 2018 - September 30, 2018 (Payment Quarter)
Leatherstocking Collaborative Health Partners - Project 2.a.ii

| | | | |
|--------------|---|----------------|--------------|
| | <i>Enter Reviewer Comment</i> | | |
| ● | Potentially Avoidable Emergency Room Visits | Pass & Ongoing | 1 |
| | <i>Enter Reviewer Comment</i> | | |
| ● | Potentially Avoidable Readmissions | Pass & Ongoing | 1 |
| | <i>Enter Reviewer Comment</i> | | |
| ● | PQI 90 – Composite of all measures +/- | Pass & Ongoing | 1 |
| | <i>Enter Reviewer Comment</i> | | |
| ● | Primary Care - Length of Relationship - Q3 | Pass & Ongoing | 0.5 |
| | <i>Enter Reviewer Comment</i> | | |
| ● | Primary Care - Usual Source of Care - Q2 | Pass & Ongoing | 0.5 |
| | <i>Enter Reviewer Comment</i> | | |
| Total | | | 15.00 |

Domain 2 Pay for Performance - Project 2.a.ii



Save & Return

Print

Achievement Value (AV) Scorecard DY4, Q2 July 1, 2018 - September 30, 2018 (Payment Quarter)
Leatherstocking Collaborative Health Partners - Project 2.a.ii

| AV Driving | Measure | Reviewer Status | AVS Awarded |
|--------------|--|-----------------|-------------|
| ● | Adult Access to Preventive or Ambulatory Care - 20 to 44 years | Fail | 0 |
| | <i>Enter Reviewer Comment</i> | | |
| ● | Adult Access to Preventive or Ambulatory Care - 45 to 64 years | Fail | 0 |
| | <i>Enter Reviewer Comment</i> | | |
| ● | Adult Access to Preventive or Ambulatory Care - 65 and older | Fail | 0 |
| | <i>Enter Reviewer Comment</i> | | |
| ● | CAHPS Measures - Care Coordination with provider up-to-date about care received from other providers | Pass & Ongoing | 1 |
| | <i>Enter Reviewer Comment</i> | | |
| ● | Children's Access to Primary Care- 12 to 19 years | Please Select | 0 |
| | <i>Enter Reviewer Comment</i> | | |
| ● | Children's Access to Primary Care- 12 to 24 months | Please Select | 0 |
| | <i>Enter Reviewer Comment</i> | | |
| ● | Children's Access to Primary Care- 25 months to 6 years | Please Select | 0 |
| | <i>Enter Reviewer Comment</i> | | |
| ● | Children's Access to Primary Care- 7 to 11 years | Please Select | 0 |
| | <i>Enter Reviewer Comment</i> | | |
| ● | Getting Timely Appointments, Care and information (Q6, 8, 10, and 12) | Fail | 0 |
| | <i>Enter Reviewer Comment</i> | | |
| ● | H-CAHPS – Care Transition Metrics | Fail | 0 |
| | <i>Enter Reviewer Comment</i> | | |
| ● | Potentially Avoidable Emergency Room Visits | Please Select | 0 |
| | <i>Enter Reviewer Comment</i> | | |
| ● | Potentially Avoidable Readmissions | Pass & Ongoing | 1 |
| | <i>Enter Reviewer Comment</i> | | |
| ● | Primary Care - Length of Relationship - Q3 | Fail | 0 |
| | <i>Enter Reviewer Comment</i> | | |
| ● | Primary Care - Usual Source of Care - Q2 | Fail | 0 |
| | <i>Enter Reviewer Comment</i> | | |
| Total | | | 2.00 |



Save & Return

Print

Achievement Value (AV) Scorecard DY4, Q2 July 1, 2018 - September 30, 2018 (Payment Quarter)
Leatherstocking Collaborative Health Partners - Project 2.b.vii

| Project Snapshot | |
|-----------------------|--|
| Project Domain | System Transformation Projects (Domain 2) |
| Project ID | 2.b.vii |
| Project Title | Implementing the INTERACT project (inpatient transfer avoidance program for SNF) |

| Payment Snapshot | |
|-------------------------------|------------|
| DY4, Q2 Payment Earned | \$ 857,503 |
| DY4, Q2 Payment Earned | \$ 365,868 |

| 2.b.vii Scoresheet | | | | | | | | | |
|--------------------------|------------------------------------|-----------------|---------------|-----------------|---------------|----------------------------|----------------------------|------------------------|-------------------------|
| Domain | Component | Review Status | AVs Available | Net AVs Awarded | Percentage AV | Domain Funding % (DY4, Q2) | Domain Funding % (DY4, Q2) | Payment Available (\$) | Net Payment Earned (\$) |
| Domain 1 | Domain 1 Organizational | Complete | 5.00 | 5.00 | 100% | 20% | 20% | 171,501 | 142,917 |
| | Project Implementation Speed | N/A | 0.00 | 0.00 | 0% | | | | |
| | Patient Engagement Speed | Complete | 1.00 | 0.00 | 0% | | | | |
| Domain 1 Subtotal | | | 6.00 | 5.00 | 83% | 20% | 20% | 171,501 | 142,917 |
| Domain 2 | Domain 2 Pay for Reporting (P4R) | Complete | 15.00 | 15.00 | 100% | 8% | 8% | 68,600 | 68,600 |
| | Domain 2 Pay for Performance (P4P) | N/A | 8.00 | 2.00 | 25% | 72% | 72% | 617,402 | 154,351 |
| Domain 2 Subtotal | | | 23.00 | 17.00 | 74% | 80% | 80% | 686,002 | 222,951 |
| Total | | Complete | 29.00 | 22.00 | 76% | 100% | 100% | 857,503 | 365,868 |

Total Project 2.b.vii AVs Awarded: 22 out of 29

Hide Reviewer Comments

| Domain 1 Project Milestones - Project 2.b.vii | | | | | | |
|---|--|-------------------|--------------------|------------------|-----------------|-------------|
| AV Driving | Project Requirement and Metric/Deliverable | Required Due Date | Committed Due Date | Milestone Status | Reviewer Status | AVs Awarded |
| | Module 1 - Major risks to implementation and mitigation strategies | Ongoing | N/A | In Process | Pass & Ongoing | N/A |



Save & Return

Print

Achievement Value (AV) Scorecard DY4, Q2 July 1, 2018 - September 30, 2018 (Payment Quarter)
Leatherstocking Collaborative Health Partners - Project 2.b.vii

| | | | | | | |
|--------------|---|---------|-----|------------|-----------------|-------------|
| | <i>Enter Reviewer Comment</i> | | | | | |
| ● | Module 2 - Project Implementation Speed | Ongoing | N/A | In Process | Pass & Complete | 0.00 |
| | <i>Enter Reviewer Comment</i> | | | | | |
| ● | Module 3 - Patient Engagement Speed | Ongoing | N/A | In Process | Fail | 0 |
| | <i>Enter Reviewer Comment</i> | | | | | |
| Total | | | | | | 0.00 |

| Domain 1 Project Prescribed Milestones - Project 2.b.vii | | | | | | |
|--|--|-------------------|--------------------|------------------|-----------------|-------------|
| AV Driving | Project Requirement and Metric/Deliverable | Required Due Date | Committed Due Date | Milestone Status | Reviewer Status | AVs Awarded |
| ● | 1. Implement INTERACT at each participating SNF, demonstrated by active use of the INTERACT 3.0 toolkit and other resources available at http://interact2.net . | 3/31/2018 | 3/31/2018 | Completed | Pass & Complete | N/A |
| | <i>Enter Reviewer Comment</i> | | | | | |
| ● | 2. Identify a facility champion who will engage other staff and serve as a coach and leader of INTERACT program. | 3/31/2017 | 3/31/2017 | Completed | Pass & Complete | N/A |
| | <i>Enter Reviewer Comment</i> | | | | | |
| ● | 3. Implement care pathways and other clinical tools for monitoring chronically ill patients, with the goal of early identification of potential instability and intervention to avoid hospital transfer. | 3/31/2017 | 3/31/2017 | Completed | Pass & Complete | N/A |
| | <i>Enter Reviewer Comment</i> | | | | | |
| ● | 4. Educate all staff on care pathways and INTERACT principles. | 3/31/2018 | 3/31/2018 | Completed | Pass & Complete | N/A |



Save & Return

Print

Achievement Value (AV) Scorecard DY4, Q2 July 1, 2018 - September 30, 2018 (Payment Quarter)
Leatherstocking Collaborative Health Partners - Project 2.b.vii

| | | | | | | |
|--------------|---|-----------|-----------|-----------|-----------------|-------------|
| | <i>Enter Reviewer Comment</i> | | | | | |
| ● | 5. Implement Advance Care Planning tools to assist residents and families in expressing and documenting their wishes for near end of life and end of life care. | 3/31/2017 | 3/31/2017 | Completed | Pass & Complete | N/A |
| | <i>Enter Reviewer Comment</i> | | | | | |
| ● | 6. Create coaching program to facilitate and support implementation. | 3/31/2017 | 3/31/2017 | Completed | Pass & Complete | N/A |
| | <i>Enter Reviewer Comment</i> | | | | | |
| ● | 7. Educate patient and family/caretakers, to facilitate participation in planning of care. | 3/31/2017 | 3/31/2017 | Completed | Pass & Complete | N/A |
| | <i>Enter Reviewer Comment</i> | | | | | |
| ● | 8. Establish enhanced communication with acute care hospitals, preferably with EHR and HIE connectivity. | 3/31/2018 | 3/31/2018 | Completed | Pass & Complete | N/A |
| | <i>Enter Reviewer Comment</i> | | | | | |
| ● | 9. Measure outcomes (including quality assessment/root cause analysis of transfer) in order to identify additional interventions. | 3/31/2018 | 3/31/2018 | Completed | Pass & Complete | N/A |
| | <i>Enter Reviewer Comment</i> | | | | | |
| ● | 10. Use EHRs and other technical platforms to track all patients engaged in the project. | 3/31/2017 | 3/31/2017 | Completed | Pass & Complete | N/A |
| | <i>Enter Reviewer Comment</i> | | | | | |
| Total | | | | | | 0.00 |

Domain 2 Pay for Reporting - Project 2.b.vii



Save & Return

Print

Achievement Value (AV) Scorecard DY4, Q2 July 1, 2018 - September 30, 2018 (Payment Quarter)
Leatherstocking Collaborative Health Partners - Project 2.b.vii

| AV Driving | Measure | Reviewer Status | AVs Awarded |
|------------|--|-----------------|-------------|
| ● | Adult Access to Preventive or Ambulatory Care - 20 to 44 years | Pass & Ongoing | 0.3333333 |
| | <i>Enter Reviewer Comment</i> | | |
| ● | Adult Access to Preventive or Ambulatory Care - 45 to 64 years | Pass & Ongoing | 0.3333333 |
| | <i>Enter Reviewer Comment</i> | | |
| ● | Adult Access to Preventive or Ambulatory Care - 65 and older | Pass & Ongoing | 0.3333333 |
| | <i>Enter Reviewer Comment</i> | | |
| ● | CAHPS Measures - Care Coordination with provider up-to-date about care received from other providers | Pass & Ongoing | 1 |
| | <i>Enter Reviewer Comment</i> | | |
| ● | Children's Access to Primary Care- 12 to 19 years | Pass & Ongoing | 0.25 |
| | <i>Enter Reviewer Comment</i> | | |
| ● | Children's Access to Primary Care- 12 to 24 months | Pass & Ongoing | 0.25 |
| | <i>Enter Reviewer Comment</i> | | |
| ● | Children's Access to Primary Care- 25 months to 6 years | Pass & Ongoing | 0.25 |
| | <i>Enter Reviewer Comment</i> | | |



Save & Return

Print

Achievement Value (AV) Scorecard DY4, Q2 July 1, 2018 - September 30, 2018 (Payment Quarter)
Leatherstocking Collaborative Health Partners - Project 2.b.vii

| | | | |
|-------------------------------|---|----------------|------|
| ● | Children's Access to Primary Care- 7 to 11 years | Pass & Ongoing | 0.25 |
| <i>Enter Reviewer Comment</i> | | | |
| ● | Getting Timely Appointments, Care and information (Q6, 8, 10, and 12) | Pass & Ongoing | 1 |
| <i>Enter Reviewer Comment</i> | | | |
| ● | H-CAHPS – Care Transition Metrics | Pass & Ongoing | 1 |
| <i>Enter Reviewer Comment</i> | | | |
| ● | Medicaid Spending on ER and Inpatient Services ± | Pass & Ongoing | 1 |
| <i>Enter Reviewer Comment</i> | | | |
| ● | Medicaid spending on Primary Care and community based behavioral health care | Pass & Ongoing | 1 |
| <i>Enter Reviewer Comment</i> | | | |
| ● | PDI 90– Composite of all measures +/- | Pass & Ongoing | 1 |
| <i>Enter Reviewer Comment</i> | | | |
| ● | Percent of eligible providers with participating agreements with RHIOs, meeting Meaningful Use criteria and able to participate in bidirectional exchange | Pass & Ongoing | 1 |
| <i>Enter Reviewer Comment</i> | | | |
| ● | Percent of PCP meeting PCMH (NCQA) or Advance Primary Care (SHIP) standards | Pass & Ongoing | 1 |



Save & Return

Print

Achievement Value (AV) Scorecard DY4, Q2 July 1, 2018 - September 30, 2018 (Payment Quarter)
Leatherstocking Collaborative Health Partners - Project 2.b.vii

| | | | |
|--------------|--|----------------|--------------|
| | | | |
| | Percent of total Medicaid provider reimbursement received through sub-capitation or other forms of non-FFS reimbursement | Pass & Ongoing | 1 |
| | <i>Enter Reviewer Comment</i> | | |
| | Potentially Avoidable Emergency Room Visits | Pass & Ongoing | 1 |
| | <i>Enter Reviewer Comment</i> | | |
| | Potentially Avoidable Readmissions | Pass & Ongoing | 1 |
| | <i>Enter Reviewer Comment</i> | | |
| | PQI 90 – Composite of all measures +/- | Pass & Ongoing | 1 |
| | <i>Enter Reviewer Comment</i> | | |
| | Primary Care - Length of Relationship - Q3 | Pass & Ongoing | 0.5 |
| | <i>Enter Reviewer Comment</i> | | |
| | Primary Care - Usual Source of Care - Q2 | Pass & Ongoing | 0.5 |
| | <i>Enter Reviewer Comment</i> | | |
| Total | | | 15.00 |

Domain 2 Pay for Performance - Project 2.b.vii



Save & Return

Print

Achievement Value (AV) Scorecard DY4, Q2 July 1, 2018 - September 30, 2018 (Payment Quarter)
Leatherstocking Collaborative Health Partners - Project 2.b.vii

| AV Driving | Measure | Reviewer Status | AVS Awarded |
|--------------|--|-----------------|-------------|
| ● | Adult Access to Preventive or Ambulatory Care - 20 to 44 years | Fail | 0 |
| | <i>Enter Reviewer Comment</i> | | |
| ● | Adult Access to Preventive or Ambulatory Care - 45 to 64 years | Fail | 0 |
| | <i>Enter Reviewer Comment</i> | | |
| ● | Adult Access to Preventive or Ambulatory Care - 65 and older | Fail | 0 |
| | <i>Enter Reviewer Comment</i> | | |
| ● | CAHPS Measures - Care Coordination with provider up-to-date about care received from other providers | Pass & Ongoing | 1 |
| | <i>Enter Reviewer Comment</i> | | |
| ● | Children's Access to Primary Care- 12 to 19 years | Please Select | 0 |
| | <i>Enter Reviewer Comment</i> | | |
| ● | Children's Access to Primary Care- 12 to 24 months | Please Select | 0 |
| | <i>Enter Reviewer Comment</i> | | |
| ● | Children's Access to Primary Care- 25 months to 6 years | Please Select | 0 |
| | <i>Enter Reviewer Comment</i> | | |
| ● | Children's Access to Primary Care- 7 to 11 years | Please Select | 0 |
| | <i>Enter Reviewer Comment</i> | | |
| ● | Getting Timely Appointments, Care and information (Q6, 8, 10, and 12) | Fail | 0 |
| | <i>Enter Reviewer Comment</i> | | |
| ● | H-CAHPS – Care Transition Metrics | Fail | 0 |
| | <i>Enter Reviewer Comment</i> | | |
| ● | Potentially Avoidable Emergency Room Visits | Please Select | 0 |
| | <i>Enter Reviewer Comment</i> | | |
| ● | Potentially Avoidable Readmissions | Pass & Ongoing | 1 |
| | <i>Enter Reviewer Comment</i> | | |
| ● | Primary Care - Length of Relationship - Q3 | Fail | 0 |
| | <i>Enter Reviewer Comment</i> | | |
| ● | Primary Care - Usual Source of Care - Q2 | Fail | 0 |
| | <i>Enter Reviewer Comment</i> | | |
| Total | | | 2.00 |



Save & Return

Print

Achievement Value (AV) Scorecard DY4, Q2 July 1, 2018 - September 30, 2018 (Payment Quarter)
Leatherstocking Collaborative Health Partners - Project 2.b.viii

| Project Snapshot | |
|------------------|--|
| Project Domain | System Transformation Projects (Domain 2) |
| Project ID | 2.b.viii |
| Project Title | Hospital-Home Care Collaboration Solutions |

| Payment Snapshot | |
|------------------------|------------|
| DY4, Q2 Payment Earned | \$ 883,644 |
| DY4, Q2 Payment Earned | \$ 377,021 |

| 2.b.viii Scoresheet | | | | | | | | | |
|--------------------------|------------------------------------|-----------------|---------------|-----------------|---------------|----------------------------|----------------------------|------------------------|-------------------------|
| Domain | Component | Review Status | AVs Available | Net AVs Awarded | Percentage AV | Domain Funding % (DY4, Q2) | Domain Funding % (DY4, Q2) | Payment Available (\$) | Net Payment Earned (\$) |
| Domain 1 | Domain 1 Organizational | Complete | 5.00 | 5.00 | 100% | 20% | 20% | 176,729 | 147,274 |
| | Project Implementation Speed | N/A | 0.00 | 0.00 | 0% | | | | |
| | Patient Engagement Speed | Complete | 1.00 | 0.00 | 0% | | | | |
| Domain 1 Subtotal | | | 6.00 | 5.00 | 83% | 20% | 20% | 176,729 | 147,274 |
| Domain 2 | Domain 2 Pay for Reporting (P4R) | Complete | 15.00 | 15.00 | 100% | 8% | 8% | 70,692 | 70,692 |
| | Domain 2 Pay for Performance (P4P) | Complete | 8.00 | 2.00 | 25% | 72% | 72% | 636,224 | 159,056 |
| Domain 2 Subtotal | | | 23.00 | 17.00 | 74% | 80% | 80% | 706,915 | 229,747 |
| Total | | Complete | 29.00 | 22.00 | 76% | 100% | 100% | 883,644 | 377,021 |

Total Project 2.b.viii AVs Awarded: 22 out of 29

Hide Reviewer Comments

| Domain 1 Project Milestones - Project 2.b.viii | | | | | | |
|--|--|-------------------|--------------------|------------------|-----------------|-------------|
| AV Driving | Project Requirement and Metric/Deliverable | Required Due Date | Committed Due Date | Milestone Status | Reviewer Status | AVs Awarded |
| | Module 1 - Major risks to implementation and mitigation strategies | Ongoing | N/A | In Process | Pass & Ongoing | N/A |



Save & Return

Print

Achievement Value (AV) Scorecard DY4, Q2 July 1, 2018 - September 30, 2018 (Payment Quarter)
Leatherstocking Collaborative Health Partners - Project 2.b.viii

| | | | | | | |
|--------------|---|---------|-----|------------|----------------|-------------|
| | <i>Enter Reviewer Comment</i> | | | | | |
| ● | Module 2 - Project Implementation Speed | Ongoing | N/A | In Process | Pass & Ongoing | 0.00 |
| | <i>Enter Reviewer Comment</i> | | | | | |
| ● | Module 3 - Patient Engagement Speed | Ongoing | N/A | In Process | Fail | 0 |
| | <i>Enter Reviewer Comment</i> | | | | | |
| Total | | | | | | 0.00 |

| Domain 1 Project Prescribed Milestones - Project 2.b.viii | | | | | | |
|---|--|-------------------|--------------------|------------------|-----------------|-------------|
| AV Driving | Project Requirement and Metric/Deliverable | Required Due Date | Committed Due Date | Milestone Status | Reviewer Status | AVs Awarded |
| ● | 1. Assemble Rapid Response Teams (hospital/home care) to facilitate patient discharge to home and assure needed home care services are in place, including, if appropriate, hospice. | 9/30/2017 | 9/30/2017 | Completed | Pass & Complete | N/A |
| | <i>Enter Reviewer Comment</i> | | | | | |
| ● | 2. Ensure home care staff have knowledge and skills to identify and respond to patient risks for readmission, as well as to support evidence-based medicine and chronic care management. | 3/31/2017 | 3/31/2017 | Completed | Pass & Complete | N/A |
| | <i>Enter Reviewer Comment</i> | | | | | |
| ● | 3. Develop care pathways and other clinical tools for monitoring chronically ill patients, with the goal of early identification of potential instability and intervention to avoid hospital transfer. | 3/31/2017 | 3/31/2017 | Completed | Pass & Complete | N/A |



Save & Return

Print

Achievement Value (AV) Scorecard DY4, Q2 July 1, 2018 - September 30, 2018 (Payment Quarter)
Leatherstocking Collaborative Health Partners - Project 2.b.viii

| | | | | | | |
|---|---|-----------|-----------|-----------|-----------------|-----|
| | <i>Enter Reviewer Comment</i> | | | | | |
| ● | 4. Educate all staff on care pathways and INTERACT-like principles. | 3/31/2017 | 3/31/2017 | Completed | Pass & Complete | N/A |
| | <i>Enter Reviewer Comment</i> | | | | | |
| ● | 5. Develop Advance Care Planning tools to assist residents and families in expressing and documenting their wishes for near end of life and end of life care. | 3/31/2017 | 3/31/2017 | Completed | Pass & Complete | N/A |
| | <i>Enter Reviewer Comment</i> | | | | | |
| ● | 6. Create coaching program to facilitate and support implementation. | 3/31/2017 | 3/31/2017 | Completed | Pass & Complete | N/A |
| | <i>Enter Reviewer Comment</i> | | | | | |
| ● | 7. Educate patient and family/caretakers, to facilitate participation in planning of care. | 3/31/2017 | 3/31/2017 | Completed | Pass & Complete | N/A |
| | <i>Enter Reviewer Comment</i> | | | | | |
| ● | 8. Integrate primary care, behavioral health, pharmacy, and other services into the model in order to enhance coordination of care and medication management. | 9/30/2017 | 9/30/2017 | Completed | Pass & Ongoing | N/A |
| | <i>Enter Reviewer Comment</i> | | | | | |
| ● | 9. Utilize telehealth/telemedicine to enhance hospital-home care collaborations. | 9/30/2017 | 9/30/2017 | Completed | Fail | N/A |
| | <i>Enter Reviewer Comment</i> | | | | | |



Save & Return

Print

Achievement Value (AV) Scorecard DY4, Q2 July 1, 2018 - September 30, 2018 (Payment Quarter)
Leatherstocking Collaborative Health Partners - Project 2.b.viii

| | | | | | | |
|-------------------------------|--|-----------|-----------|-----------|-----------------|-------------|
| ● | 10. Utilize interoperable EHR to enhance communication and avoid medication errors and/or duplicative services. | 9/30/2017 | 9/30/2017 | Completed | Fail | N/A |
| <i>Enter Reviewer Comment</i> | | | | | | |
| ● | 11. Measure outcomes (including quality assessment/root cause analysis of transfer) in order to identify additional interventions. | 9/30/2017 | 9/30/2017 | Completed | Pass & Complete | N/A |
| <i>Enter Reviewer Comment</i> | | | | | | |
| ● | 12. Use EHRs and other technical platforms to track all patients engaged in the project. | 3/31/2017 | 3/31/2017 | Completed | Pass & Complete | N/A |
| <i>Enter Reviewer Comment</i> | | | | | | |
| Total | | | | | | 0.00 |

| Domain 2 Pay for Reporting - Project 2.b.viii | | | |
|---|--|-----------------|-------------|
| AV Driving | Measure | Reviewer Status | AVs Awarded |
| ● | Adult Access to Preventive or Ambulatory Care - 20 to 44 years | Pass & Ongoing | 0.3333333 |
| <i>Enter Reviewer Comment</i> | | | |
| ● | Adult Access to Preventive or Ambulatory Care - 45 to 64 years | Pass & Ongoing | 0.3333333 |
| <i>Enter Reviewer Comment</i> | | | |
| ● | Adult Access to Preventive or Ambulatory Care - 65 and older | Pass & Ongoing | 0.3333333 |
| <i>Enter Reviewer Comment</i> | | | |



Save & Return

Print

Achievement Value (AV) Scorecard DY4, Q2 July 1, 2018 - September 30, 2018 (Payment Quarter)
Leatherstocking Collaborative Health Partners - Project 2.b.viii

| | | | |
|-------------------------------|--|----------------|------|
| ● | CAHPS Measures - Care Coordination with provider up-to-date about care received from other providers | Pass & Ongoing | 1 |
| <i>Enter Reviewer Comment</i> | | | |
| ● | Children's Access to Primary Care- 12 to 19 years | Pass & Ongoing | 0.25 |
| <i>Enter Reviewer Comment</i> | | | |
| ● | Children's Access to Primary Care- 12 to 24 months | Pass & Ongoing | 0.25 |
| <i>Enter Reviewer Comment</i> | | | |
| ● | Children's Access to Primary Care- 25 months to 6 years | Pass & Ongoing | 0.25 |
| <i>Enter Reviewer Comment</i> | | | |
| ● | Children's Access to Primary Care- 7 to 11 years | Pass & Ongoing | 0.25 |
| <i>Enter Reviewer Comment</i> | | | |
| ● | Getting Timely Appointments, Care and information (Q6, 8, 10, and 12) | Pass & Ongoing | 1 |
| <i>Enter Reviewer Comment</i> | | | |
| ● | H-CAHPS – Care Transition Metrics | Pass & Ongoing | 1 |
| <i>Enter Reviewer Comment</i> | | | |
| ● | Medicaid Spending on ER and Inpatient Services ± | Pass & Ongoing | 1 |



Save & Return

Print

Achievement Value (AV) Scorecard DY4, Q2 July 1, 2018 - September 30, 2018 (Payment Quarter)
Leatherstocking Collaborative Health Partners - Project 2.b.viii

| | | | |
|---|---|----------------|---|
| | <i>Enter Reviewer Comment</i> | | |
| ● | Medicaid spending on Primary Care and community based behavioral health care | Pass & Ongoing | 1 |
| | <i>Enter Reviewer Comment</i> | | |
| ● | PDI 90- Composite of all measures +/- | Pass & Ongoing | 1 |
| | <i>Enter Reviewer Comment</i> | | |
| ● | Percent of eligible providers with participating agreements with RHIOs, meeting Meaningful Use criteria and able to participate in bidirectional exchange | Pass & Ongoing | 1 |
| | <i>Enter Reviewer Comment</i> | | |
| ● | Percent of PCP meeting PCMH (NCQA) or Advance Primary Care (SHIP) standards | Pass & Ongoing | 1 |
| | <i>Enter Reviewer Comment</i> | | |
| ● | Percent of total Medicaid provider reimbursement received through sub-capitation or other forms of non-FFS reimbursement | Pass & Ongoing | 1 |
| | <i>Enter Reviewer Comment</i> | | |
| ● | Potentially Avoidable Emergency Room Visits | Pass & Ongoing | 1 |
| | <i>Enter Reviewer Comment</i> | | |
| ● | Potentially Avoidable Readmissions | Pass & Ongoing | 1 |
| | <i>Enter Reviewer Comment</i> | | |



Save & Return

Print

Achievement Value (AV) Scorecard DY4, Q2 July 1, 2018 - September 30, 2018 (Payment Quarter)
Leatherstocking Collaborative Health Partners - Project 2.b.viii

| | | | |
|-------------------------------|--|----------------|--------------|
| ● | PQI 90 – Composite of all measures +/- | Pass & Ongoing | 1 |
| <i>Enter Reviewer Comment</i> | | | |
| ● | Primary Care - Length of Relationship - Q3 | Pass & Ongoing | 0.5 |
| <i>Enter Reviewer Comment</i> | | | |
| ● | Primary Care - Usual Source of Care - Q2 | Pass & Ongoing | 0.5 |
| <i>Enter Reviewer Comment</i> | | | |
| Total | | | 15.00 |

| Domain 2 Pay for Performance - Project 2.b.viii | | | |
|---|--|-----------------|-------------|
| AV Driving | Measure | Reviewer Status | AVS Awarded |
| ● | Adult Access to Preventive or Ambulatory Care - 20 to 44 years | Fail | 0 |
| <i>Enter Reviewer Comment</i> | | | |
| ● | Adult Access to Preventive or Ambulatory Care - 45 to 64 years | Fail | 0 |
| <i>Enter Reviewer Comment</i> | | | |
| ● | Adult Access to Preventive or Ambulatory Care - 65 and older | Fail | 0 |
| <i>Enter Reviewer Comment</i> | | | |
| ● | CAHPS Measures - Care Coordination with provider up-to-date about care received from other providers | Pass & Ongoing | 1 |
| <i>Enter Reviewer Comment</i> | | | |
| ● | Children's Access to Primary Care- 12 to 19 years | Please Select | 0 |
| <i>Enter Reviewer Comment</i> | | | |
| ● | Children's Access to Primary Care- 12 to 24 months | Please Select | 0 |
| <i>Enter Reviewer Comment</i> | | | |



Save & Return

Print

Achievement Value (AV) Scorecard DY4, Q2 July 1, 2018 - September 30, 2018 (Payment Quarter)
Leatherstocking Collaborative Health Partners - Project 2.b.viii

| | | | |
|--------------|---|----------------|-------------|
| ● | Children's Access to Primary Care- 25 months to 6 years | Please Select | 0 |
| | <i>Enter Reviewer Comment</i> | | |
| ● | Children's Access to Primary Care- 7 to 11 years | Please Select | 0 |
| | <i>Enter Reviewer Comment</i> | | |
| ● | Getting Timely Appointments, Care and information (Q6, 8, 10, and 12) | Fail | 0 |
| | <i>Enter Reviewer Comment</i> | | |
| ● | H-CAHPS – Care Transition Metrics | Fail | 0 |
| | <i>Enter Reviewer Comment</i> | | |
| ● | Potentially Avoidable Emergency Room Visits | Please Select | 0 |
| | <i>Enter Reviewer Comment</i> | | |
| ● | Potentially Avoidable Readmissions | Pass & Ongoing | 1 |
| | <i>Enter Reviewer Comment</i> | | |
| ● | Primary Care - Length of Relationship - Q3 | Fail | 0 |
| | <i>Enter Reviewer Comment</i> | | |
| ● | Primary Care - Usual Source of Care - Q2 | Fail | 0 |
| | <i>Enter Reviewer Comment</i> | | |
| Total | | | 2.00 |



Save & Return

Print

Achievement Value (AV) Scorecard DY4, Q2 July 1, 2018 - September 30, 2018 (Payment Quarter)
Leatherstocking Collaborative Health Partners - Project 2.c.i

| Project Snapshot | |
|------------------|---|
| Project Domain | System Transformation Projects (Domain 2) |
| Project ID | 2.c.i |
| Project Title | To develop a community based health navigation service to assist patients to access healthcare services efficiently |

| Payment Snapshot | |
|------------------------|------------|
| DY4, Q2 Payment Earned | \$ 804,842 |
| DY4, Q2 Payment Earned | \$ 343,399 |

| 2.c.i Scoresheet | | | | | | | | | |
|--------------------------|------------------------------------|-----------------|---------------|-----------------|---------------|----------------------------|----------------------------|------------------------|-------------------------|
| Domain | Component | Review Status | AVs Available | Net AVs Awarded | Percentage AV | Domain Funding % (DY4, Q2) | Domain Funding % (DY4, Q2) | Payment Available (\$) | Net Payment Earned (\$) |
| Domain 1 | Domain 1 Organizational | Complete | 5.00 | 5.00 | 100% | 20% | 20% | 160,968 | 134,140 |
| | Project Implementation Speed | N/A | 0.00 | 0.00 | 0% | | | | |
| | Patient Engagement Speed | Complete | 1.00 | 0.00 | 0% | | | | |
| Domain 1 Subtotal | | | 6.00 | 5.00 | 83% | 20% | 20% | 160,968 | 134,140 |
| Domain 2 | Domain 2 Pay for Reporting (P4R) | Complete | 15.00 | 15.00 | 100% | 8% | 8% | 64,387 | 64,387 |
| | Domain 2 Pay for Performance (P4P) | Complete | 8.00 | 2.00 | 25% | 72% | 72% | 579,486 | 144,872 |
| Domain 2 Subtotal | | | 23.00 | 17.00 | 74% | 80% | 80% | 643,874 | 209,259 |
| Total | | Complete | 29.00 | 22.00 | 76% | 100% | 100% | 804,842 | 343,399 |

Total Project 2.c.i AVs Awarded: 22 out of 29

Hide Reviewer Comments

| Domain 1 Project Milestones - Project 2.c.i | | | | | | |
|---|--|-------------------|--------------------|------------------|-----------------|-------------|
| AV Driving | Project Requirement and Metric/Deliverable | Required Due Date | Committed Due Date | Milestone Status | Reviewer Status | AVs Awarded |
| | Module 1 - Major risks to implementation and mitigation strategies | Ongoing | N/A | In Process | Pass & Ongoing | N/A |



Save & Return

Print

Achievement Value (AV) Scorecard DY4, Q2 July 1, 2018 - September 30, 2018 (Payment Quarter)
Leatherstocking Collaborative Health Partners - Project 2.c.i

| | | | | | | |
|--------------|---|---------|-----|------------|-----------------|-------------|
| | <i>Enter Reviewer Comment</i> | | | | | |
| ● | Module 2 - Project Implementation Speed | Ongoing | N/A | In Process | Pass & Complete | 0.00 |
| | <i>Enter Reviewer Comment</i> | | | | | |
| ● | Module 3 - Patient Engagement Speed | Ongoing | N/A | In Process | Fail | 0 |
| | <i>Enter Reviewer Comment</i> | | | | | |
| Total | | | | | | 0.00 |

| Domain 1 Project Prescribed Milestones - Project 2.c.i | | | | | | |
|--|---|-------------------|--------------------|------------------|-----------------|-------------|
| AV Driving | Project Requirement and Metric/Deliverable | Required Due Date | Committed Due Date | Milestone Status | Reviewer Status | AVs Awarded |
| ● | 1. Create community-based health navigation services, with the goal of assisting patients in accessing healthcare services efficiently. | 3/31/2017 | 3/31/2017 | Completed | Pass & Complete | N/A |
| | <i>Enter Reviewer Comment</i> | | | | | |
| ● | 2. Develop a community care resource guide to assist the community resources and ensure compliance with protocols, under direction from a collaborating program oversight group of medical/behavioral health, community nursing, and social support services providers. | 3/31/2017 | 3/31/2017 | Completed | Pass & Complete | N/A |
| | <i>Enter Reviewer Comment</i> | | | | | |
| ● | 3. Recruit for community navigators, ideally spearheaded by residents in the targeted area to ensure community familiarity. | 3/31/2017 | 3/31/2017 | Completed | Pass & Complete | N/A |
| | <i>Enter Reviewer Comment</i> | | | | | |
| ● | 4. Resource appropriately for the community navigators, evaluating placement and service type. | 3/31/2017 | 3/31/2017 | Completed | Pass & Complete | N/A |



Save & Return

Print

Achievement Value (AV) Scorecard DY4, Q2 July 1, 2018 - September 30, 2018 (Payment Quarter)
Leatherstocking Collaborative Health Partners - Project 2.c.i

| | | | | | | |
|--------------|--|-----------|-----------|-----------|-----------------|-------------|
| | <i>Enter Reviewer Comment</i> | | | | | |
| ● | 5. Provide community navigators with access to non-clinical resources, such as transportation and housing services. | 3/31/2017 | 3/31/2017 | Completed | Pass & Complete | N/A |
| | <i>Enter Reviewer Comment</i> | | | | | |
| ● | 6. Establish case loads and discharge processes to ensure efficiency in the system for community navigators who are following patients longitudinally. | 3/31/2017 | 3/31/2017 | Completed | Pass & Complete | N/A |
| | <i>Enter Reviewer Comment</i> | | | | | |
| ● | 7. Market the availability of community-based navigation services. | 3/31/2017 | 3/31/2017 | Completed | Pass & Complete | N/A |
| | <i>Enter Reviewer Comment</i> | | | | | |
| ● | 8. Use EHRs and other technical platforms to track all patients engaged in the project. | 3/31/2017 | 3/31/2017 | Completed | Pass & Complete | N/A |
| | <i>Enter Reviewer Comment</i> | | | | | |
| Total | | | | | | 0.00 |

| Domain 2 Pay for Reporting - Project 2.c.i | | | |
|--|--|-----------------|-------------|
| AV Driving | Measure | Reviewer Status | AVs Awarded |
| ● | Adult Access to Preventive or Ambulatory Care - 20 to 44 years | Pass & Ongoing | 0.3333333 |
| | <i>Enter Reviewer Comment</i> | | |
| ● | Adult Access to Preventive or Ambulatory Care - 45 to 64 years | Pass & Ongoing | 0.3333333 |



Save & Return

Print

Achievement Value (AV) Scorecard DY4, Q2 July 1, 2018 - September 30, 2018 (Payment Quarter)
Leatherstocking Collaborative Health Partners - Project 2.c.i

| | | | |
|--|--|----------------|-----------|
| | <i>Enter Reviewer Comment</i> | | |
| | Adult Access to Preventive or Ambulatory Care - 65 and older | Pass & Ongoing | 0.3333333 |
| | <i>Enter Reviewer Comment</i> | | |
| | CAHPS Measures - Care Coordination with provider up-to-date about care received from other providers | Pass & Ongoing | 1 |
| | <i>Enter Reviewer Comment</i> | | |
| | Children's Access to Primary Care- 12 to 19 years | Pass & Ongoing | 0.25 |
| | <i>Enter Reviewer Comment</i> | | |
| | Children's Access to Primary Care- 12 to 24 months | Pass & Ongoing | 0.25 |
| | <i>Enter Reviewer Comment</i> | | |
| | Children's Access to Primary Care- 25 months to 6 years | Pass & Ongoing | 0.25 |
| | <i>Enter Reviewer Comment</i> | | |
| | Children's Access to Primary Care- 7 to 11 years | Pass & Ongoing | 0.25 |
| | <i>Enter Reviewer Comment</i> | | |
| | Getting Timely Appointments, Care and information (Q6, 8, 10, and 12) | Pass & Ongoing | 1 |
| | <i>Enter Reviewer Comment</i> | | |



Save & Return

Print

Achievement Value (AV) Scorecard DY4, Q2 July 1, 2018 - September 30, 2018 (Payment Quarter)
Leatherstocking Collaborative Health Partners - Project 2.c.i

Table with 4 columns: Metric, Status, and Count. Rows include H-CAHPS – Care Transition Metrics, Medicaid Spending on ER and Inpatient Services ±, Medicaid spending on Primary Care and community based behavioral health care, PDI 90– Composite of all measures +/-, Percent of eligible providers with participating agreements with RHIOs, meeting Meaningful Use criteria and able to participate in bidirectional exchange, Percent of PCP meeting PCMH (NCQA) or Advance Primary Care (SHIP) standards, Percent of total Medicaid provider reimbursement received through sub-capitation or other forms of non-FFS reimbursement, and Potentially Avoidable Emergency Room Visits.



Save & Return

Print

Achievement Value (AV) Scorecard DY4, Q2 July 1, 2018 - September 30, 2018 (Payment Quarter)
Leatherstocking Collaborative Health Partners - Project 2.c.i

| | | | |
|--------------|--|----------------|--------------|
| | <i>Enter Reviewer Comment</i> | | |
| ● | Potentially Avoidable Readmissions | Pass & Ongoing | 1 |
| | <i>Enter Reviewer Comment</i> | | |
| ● | PQI 90 – Composite of all measures +/- | Pass & Ongoing | 1 |
| | <i>Enter Reviewer Comment</i> | | |
| ● | Primary Care - Length of Relationship - Q3 | Pass & Ongoing | 0.5 |
| | <i>Enter Reviewer Comment</i> | | |
| ● | Primary Care - Usual Source of Care - Q2 | Pass & Ongoing | 0.5 |
| | <i>Enter Reviewer Comment</i> | | |
| Total | | | 15.00 |

| Domain 2 Pay for Performance - Project 2.c.i | | | |
|--|--|-----------------|-------------|
| AV Driving | Measure | Reviewer Status | AVS Awarded |
| ● | Adult Access to Preventive or Ambulatory Care - 20 to 44 years | Fail | 0 |
| | <i>Enter Reviewer Comment</i> | | |
| ● | Adult Access to Preventive or Ambulatory Care - 45 to 64 years | Fail | 0 |
| | <i>Enter Reviewer Comment</i> | | |
| ● | Adult Access to Preventive or Ambulatory Care - 65 and older | Fail | 0 |
| | <i>Enter Reviewer Comment</i> | | |



Save & Return

Print

Achievement Value (AV) Scorecard DY4, Q2 July 1, 2018 - September 30, 2018 (Payment Quarter)
Leatherstocking Collaborative Health Partners - Project 2.c.i

| | | | |
|--------------|--|----------------|-------------|
| ● | CAHPS Measures - Care Coordination with provider up-to-date about care received from other providers | Pass & Ongoing | 1 |
| | <i>Enter Reviewer Comment</i> | | |
| ● | Children's Access to Primary Care- 12 to 19 years | Please Select | 0 |
| | <i>Enter Reviewer Comment</i> | | |
| ● | Children's Access to Primary Care- 12 to 24 months | Please Select | 0 |
| | <i>Enter Reviewer Comment</i> | | |
| ● | Children's Access to Primary Care- 25 months to 6 years | Please Select | 0 |
| | <i>Enter Reviewer Comment</i> | | |
| ● | Children's Access to Primary Care- 7 to 11 years | Please Select | 0 |
| | <i>Enter Reviewer Comment</i> | | |
| ● | Getting Timely Appointments, Care and information (Q6, 8, 10, and 12) | Fail | 0 |
| | <i>Enter Reviewer Comment</i> | | |
| ● | H-CAHPS – Care Transition Metrics | Fail | 0 |
| | <i>Enter Reviewer Comment</i> | | |
| ● | Potentially Avoidable Emergency Room Visits | Please Select | 0 |
| | <i>Enter Reviewer Comment</i> | | |
| ● | Potentially Avoidable Readmissions | Pass & Ongoing | 1 |
| | <i>Enter Reviewer Comment</i> | | |
| ● | Primary Care - Length of Relationship - Q3 | Fail | 0 |
| | <i>Enter Reviewer Comment</i> | | |
| ● | Primary Care - Usual Source of Care - Q2 | Fail | 0 |
| | <i>Enter Reviewer Comment</i> | | |
| Total | | | 2.00 |



Save & Return

Print

*Achievement Value (AV) Scorecard DY4, Q2 July 1, 2018 - September 30, 2018 (Payment Quarter)
Leatherstocking Collaborative Health Partners - Project 2.d.i*

| Project Snapshot | |
|-----------------------|--|
| Project Domain | System Transformation Projects (Domain 2) |
| Project ID | 2.d.i |
| Project Title | Implementation of Patient Activation Activities to Engage, Educate and Integrate the uninsured and low/non-utilizing Medicaid populations into |

| Payment Snapshot | |
|-------------------------------|------------|
| DY4, Q2 Payment Earned | \$ 756,660 |
| DY4, Q2 Payment Earned | \$ 697,389 |

| 2.d.i Scoresheet | | | | | | | | | |
|--------------------------|------------------------------------|-----------------|---------------|-----------------|---------------|----------------------------|----------------------------|------------------------|-------------------------|
| Domain | Component | Review Status | AVs Available | Net AVs Awarded | Percentage AV | Domain Funding % (DY4, Q2) | Domain Funding % (DY4, Q2) | Payment Available (\$) | Net Payment Earned (\$) |
| Domain 1 | Domain 1 Organizational | Complete | 5.00 | 5.00 | 100% | 20% | 20% | 151,332 | 126,110 |
| | Project Implementation Speed | N/A | 0.00 | 0.00 | 0% | | | | |
| | Patient Engagement Speed | Complete | 1.00 | 0.00 | 0% | | | | |
| Domain 1 Subtotal | | | 6.00 | 5.00 | 83% | 20% | 20% | 151,332 | 126,110 |
| Domain 2 | Domain 2 Pay for Reporting (P4R) | Complete | 4.00 | 4.00 | 100% | 8% | 8% | 60,533 | 60,533 |
| | Domain 2 Pay for Performance (P4P) | Complete | 4.00 | 3.75 | 94% | 72% | 72% | 544,795 | 510,746 |
| Domain 2 Subtotal | | | 8.00 | 7.75 | 97% | 80% | 80% | 605,328 | 571,278 |
| Total | | Complete | 14.00 | 12.75 | 91% | 100% | 100% | 756,660 | 697,389 |

Total Project 2.d.i AVs Awarded: 12.75 out of 14

Hide Reviewer Comments

| Domain 1 Project Milestones - Project 2.d.i | | | | | | |
|---|--|-------------------|--------------------|------------------|-----------------|-------------|
| AV Driving | Project Requirement and Metric/Deliverable | Required Due Date | Committed Due Date | Milestone Status | Reviewer Status | AVs Awarded |
| | Module 1 - Major risks to implementation and mitigation strategies | Ongoing | N/A | In Process | Pass & Ongoing | N/A |



Save & Return

Print

Achievement Value (AV) Scorecard DY4, Q2 July 1, 2018 - September 30, 2018 (Payment Quarter)
Leatherstocking Collaborative Health Partners - Project 2.d.i

| | | | | | | |
|--------------|---|---------|-----|------------|-----------------|-------------|
| | <i>Enter Reviewer Comment</i> | | | | | |
| ● | Module 2 - Project Implementation Speed | Ongoing | N/A | Completed | Pass & Complete | 0.00 |
| | <i>Enter Reviewer Comment</i> | | | | | |
| ● | Module 3 - Patient Engagement Speed | Ongoing | N/A | In Process | Fail | 0 |
| | <i>Enter Reviewer Comment</i> | | | | | |
| Total | | | | | | 0.00 |

| Domain 1 Project Prescribed Milestones - Project 2.d.i | | | | | | |
|--|--|-------------------|--------------------|------------------|-----------------|-------------|
| AV Driving | Project Requirement and Metric/Deliverable | Required Due Date | Committed Due Date | Milestone Status | Reviewer Status | AVs Awarded |
| ● | 1. Contract or partner with community-based organizations (CBOs) to engage target populations using PAM® and other patient activation techniques. The PPS must provide oversight and ensure that engagement is sufficient and appropriate. | 9/30/2017 | 9/30/2017 | In Process | Pass & Complete | N/A |
| | <i>Enter Reviewer Comment</i> | | | | | |
| ● | 2. Establish a PPS-wide training team, comprised of members with training in PAM® and expertise in patient activation and engagement. | 3/31/2017 | 3/31/2017 | Completed | Pass & Complete | N/A |
| | <i>Enter Reviewer Comment</i> | | | | | |
| ● | 3. Identify UI, NU, and LU “hot spot” areas (e.g., emergency rooms). Contract or partner with CBOs to perform outreach within the identified “hot spot” areas. | 3/31/2017 | 3/31/2017 | Completed | Pass & Complete | N/A |
| | <i>Enter Reviewer Comment</i> | | | | | |



Save & Return

Print

Achievement Value (AV) Scorecard DY4, Q2 July 1, 2018 - September 30, 2018 (Payment Quarter)
Leatherstocking Collaborative Health Partners - Project 2.d.i

| | | | | | | |
|-------------------------------|--|-----------|-----------|------------|-----------------|-----|
| ● | 4. Survey the targeted population about healthcare needs in the PPS' region. | 3/31/2017 | 3/31/2017 | Completed | Pass & Complete | N/A |
| <i>Enter Reviewer Comment</i> | | | | | | |
| ● | 5. Train providers located within "hot spots" on patient activation techniques, such as shared decision-making, measurements of health literacy, and cultural competency. | 9/30/2017 | 9/30/2017 | In Process | Pass & Complete | N/A |
| <i>Enter Reviewer Comment</i> | | | | | | |
| ● | 6. Obtain list of PCPs assigned to NU and LU enrollees from MCOs. Along with the member's MCO and assigned PCP, reconnect beneficiaries to his/her designated PCP (see outcome measurements in #10). | 3/31/2017 | 3/31/2017 | Completed | Pass & Complete | N/A |
| <i>Enter Reviewer Comment</i> | | | | | | |
| ● | 7. Baseline each beneficiary cohort (per method developed by state) to appropriately identify cohorts using PAM® during the first year of the project and again, at set intervals. Baselines, as well as intervals towards improvement, must be set for each cohort at the beginning of each performance period. | 9/30/2017 | 9/30/2017 | In Process | Pass & Complete | N/A |
| <i>Enter Reviewer Comment</i> | | | | | | |
| ● | 8. Include beneficiaries in development team to promote preventive care. | 3/31/2017 | 3/31/2017 | Completed | Pass & Complete | N/A |
| <i>Enter Reviewer Comment</i> | | | | | | |
| ● | 9. Measure PAM® components | 9/30/2017 | 9/30/2017 | In Process | Fail | N/A |
| <i>Enter Reviewer Comment</i> | | | | | | |
| ● | 10. Increase the volume of non-emergent (primary, behavioral, dental) care provided to UI, NU, and LU persons. | 9/30/2017 | 9/30/2017 | In Process | Pass & Complete | N/A |



Save & Return

Print

Achievement Value (AV) Scorecard DY4, Q2 July 1, 2018 - September 30, 2018 (Payment Quarter)
Leatherstocking Collaborative Health Partners - Project 2.d.i

Table with 7 columns: Item ID, Description, Start Date, End Date, Status, Achievement Value, and Notes. Rows 11-16 describe various navigator training and service access goals. Statuses include 'In Process' and 'Completed'. Achievement values are 'Pass & Complete' or 'N/A'. Each row includes a 'Enter Reviewer Comment' field.



Save & Return

Print

Achievement Value (AV) Scorecard DY4, Q2 July 1, 2018 - September 30, 2018 (Payment Quarter)
Leatherstocking Collaborative Health Partners - Project 2.d.i

| | | | | | | |
|--------------|---|-----------|-----------|-----------|-----------------|-------------|
| ● | 17. Perform population health management by actively using EHRs and other IT platforms, including use of targeted patient registries, to track all patients engaged in the project. | 3/31/2017 | 3/31/2017 | Completed | Pass & Complete | N/A |
| | <i>Enter Reviewer Comment</i> | | | | | |
| Total | | | | | | 0.00 |

| Domain 2 Pay for Performance and Pay for Reporting - Project 2.d.i | | | |
|--|---|-----------------|-------------|
| AV Driving | Measure | Reviewer Status | AVs Awarded |
| ● | C&G CAHPS by PPS for uninsured- Getting timely appointments, care, and information | Pass & Ongoing | 0.25 |
| <i>Enter Reviewer Comment</i> | | | |
| ● | C&G CAHPS by PPS for uninsured- Patients' rating of the provider (or doctor) | Pass & Ongoing | 0.25 |
| <i>Enter Reviewer Comment</i> | | | |
| ● | C&G CAHPS by PPS for uninsured- How well providers (or doctors) communicate with patients | Pass & Ongoing | 0.25 |
| <i>Enter Reviewer Comment</i> | | | |
| ● | C&G CAHPS by PPS for uninsured- Helpful, courteous, and respectful office staff | Pass & Ongoing | 0.25 |
| <i>Enter Reviewer Comment</i> | | | |
| ● | ED use by uninsured | Pass & Ongoing | 1 |
| <i>Enter Reviewer Comment</i> | | | |



Save & Return

Print

Achievement Value (AV) Scorecard DY4, Q2 July 1, 2018 - September 30, 2018 (Payment Quarter)
Leatherstocking Collaborative Health Partners - Project 2.d.i

| | | | |
|-------------------------------|--|----------------|-------------|
| ● | PAM Level | Pass & Ongoing | 1 |
| <i>Enter Reviewer Comment</i> | | | |
| ● | Use of primary and preventive care services-- Percent of attributed Medicaid members with no claims history for primary care and preventive services in measurement year compared to same in baseline year | Pass & Ongoing | 1 |
| <i>Enter Reviewer Comment</i> | | | |
| Total | | | 4.00 |

| Domain 2 Pay for Performance - Project 2.d.i | | | |
|--|---|-----------------|-------------|
| AV Driving | Measure | Reviewer Status | AVS Awarded |
| ● | C&G CAHPS by PPS for uninsured- Getting timely appointments, care, and information | Pass & Ongoing | 0.25 |
| <i>Enter Reviewer Comment</i> | | | |
| ● | C&G CAHPS by PPS for uninsured- Patients' rating of the provider (or doctor) | Fail | 0 |
| <i>Enter Reviewer Comment</i> | | | |
| ● | C&G CAHPS by PPS for uninsured- How well providers (or doctors) communicate with patients | Pass & Ongoing | 0.25 |
| <i>Enter Reviewer Comment</i> | | | |
| ● | C&G CAHPS by PPS for uninsured- Helpful, courteous, and respectful office staff | Pass & Ongoing | 0.25 |
| <i>Enter Reviewer Comment</i> | | | |
| ● | ED use by uninsured | Pass & Ongoing | 1 |
| <i>Enter Reviewer Comment</i> | | | |
| ● | PAM Level | Pass & Ongoing | 1 |
| <i>Enter Reviewer Comment</i> | | | |
| ● | Use of primary and preventive care services-- Percent of attributed Medicaid members with no claims history for | Pass & Ongoing | 1 |
| <i>Enter Reviewer Comment</i> | | | |
| Total | | | 3.75 |



Save & Return

Print

Achievement Value (AV) Scorecard DY4, Q2 July 1, 2018 - September 30, 2018 (Payment Quarter)
Leatherstocking Collaborative Health Partners - Project 3.a.i

| Project Snapshot | |
|------------------|--|
| Project Domain | Clinical Improvement Projects (Domain 3) |
| Project ID | 3.a.i |
| Project Title | Integration of primary care and behavioral health services |

| Payment Snapshot | |
|------------------------|------------|
| DY4, Q2 Payment Earned | \$ 784,319 |
| DY4, Q2 Payment Earned | \$ 483,664 |

| 3.a.i Scoresheet | | | | | | | | | |
|--------------------------|----------------------------------|-----------------|---------------|-----------------|---------------|----------------------------|----------------------------|------------------------|-------------------------|
| Domain | Component | Review Status | AVs Available | Net AVs Awarded | Percentage AV | Domain Funding % (DY4, Q2) | Domain Funding % (DY4, Q2) | Payment Available (\$) | Net Payment Earned (\$) |
| Domain 1 | Domain 1 Organizational | Complete | 5.00 | 5.00 | 100% | 20% | 20% | 156,864 | 130,720 |
| | Project Implementation Speed | N/A | 0.00 | 0.00 | 0% | | | | |
| | Patient Engagement Speed | Complete | 1.00 | 0.00 | 0% | | | | |
| Domain 1 Subtotal | | | 6.00 | 5.00 | 83% | 20% | 20% | 156,864 | 130,720 |
| Domain 3 | Domain 3 Pay for Reporting (P4R) | Complete | 2.00 | 2.00 | 100% | 10% | 10% | 78,432 | 78,432 |
| | Domain 3 Pay for Performance | | 6.00 | 3.00 | 50% | 70% | 70% | 549,024 | 274,512 |
| Domain 3 Subtotal | | | 8.00 | 5.00 | 63% | 80% | 80% | 627,456 | 352,944 |
| Total | | Complete | 14.00 | 10.00 | 71% | 100% | 100% | 784,319 | 483,664 |

Total Project 3.a.i AVs Awarded: 10 out of 14

Hide Reviewer Comments

| Domain 1 Project Milestones - Project 3.a.i | | | | | | |
|---|--|-------------------|--------------------|------------------|-----------------|-------------|
| AV Driving | Project Requirement and Metric/Deliverable | Required Due Date | Committed Due Date | Milestone Status | Reviewer Status | AVs Awarded |
| | Module 1 - Major risks to implementation and mitigation strategies | Ongoing | N/A | In Process | Pass & Ongoing | N/A |



Save & Return

Print

Achievement Value (AV) Scorecard DY4, Q2 July 1, 2018 - September 30, 2018 (Payment Quarter)
Leatherstocking Collaborative Health Partners - Project 3.a.i

| | | | | | | |
|--------------|---|---------|-----|------------|----------------|----------|
| | <i>Enter Reviewer Comment</i> | | | | | |
| ● | Module 2 - Project Implementation Speed | Ongoing | N/A | In Process | Pass & Ongoing | 0.00 |
| | <i>Enter Reviewer Comment</i> | | | | | |
| ● | Module 3 - Patient Engagement Speed | Ongoing | N/A | In Process | Fail | 0 |
| | <i>Enter Reviewer Comment</i> | | | | | |
| Total | | | | | | 2 |

Domain 1 Project Prescribed Milestones - Project 3.a.i Models 1, 2 and 3

3.a.i Model 1 3.a.i Model 2 3.a.i Model 3

| Model | AV Driving | Project Requirement and Metric/Deliverable | Required Due Date | Committed Due Date | Milestone Status | Reviewer Status | AVs Awarded |
|---------------|-------------------------------|--|-------------------|--------------------|------------------|-----------------|-------------|
| 3.a.i Model 1 | ● | 1. Co-locate behavioral health services at primary care practice sites. All participating primary care practices must meet 2014 NCQA level 3 PCMH or Advance Primary Care Model standards by DY 3. | 3/31/2018 | 3/31/2018 | Completed | Fail | N/A |
| | | <i>Enter Reviewer Comment</i> | | | | | |
| | ● | 2. Develop collaborative evidence-based standards of care including medication management and care engagement process. | 3/31/2017 | 3/31/2017 | Completed | Pass & Complete | N/A |
| | <i>Enter Reviewer Comment</i> | | | | | | |



Save & Return

Print

Achievement Value (AV) Scorecard DY4, Q2 July 1, 2018 - September 30, 2018 (Payment Quarter)
Leatherstocking Collaborative Health Partners - Project 3.a.i

| | | | | | | | |
|---------------|------------------------|--|-----------|-----------|-----------|-----------------|----------|
| | ● | 3. Conduct preventive care screenings, including behavioral health screenings (PHQ-2 or 9 for those screening positive, SBIRT) implemented for all patients to identify unmet needs. | 3/31/2018 | 3/31/2018 | Completed | Pass & Complete | N/A |
| | Enter Reviewer Comment | | | | | | |
| | ● | 4. Use EHRs or other technical platforms to track all patients engaged in this project. | 3/31/2017 | 3/31/2017 | Completed | Pass & Complete | N/A |
| | Enter Reviewer Comment | | | | | | |
| 3.a.i Model 2 | ● | 5. Co-locate primary care services at behavioral health sites. | 3/31/2018 | 3/31/2018 | Completed | Pass & Complete | N/A |
| | Enter Reviewer Comment | | | | | | |
| | ● | 6. Develop collaborative evidence-based standards of care including medication management and care engagement process. | 3/31/2017 | 3/31/2017 | Completed | Pass & Complete | N/A |
| | Enter Reviewer Comment | | | | | | |
| | ● | 7. Conduct preventive care screenings, including behavioral health screenings (PHQ-2 or 9 for those screening positive, SBIRT) implemented for all patients to identify unmet needs. | 3/31/2018 | 3/31/2018 | Completed | Pass & Complete | N/A |
| | Enter Reviewer Comment | | | | | | |
| | ● | 8. Use EHRs or other technical platforms to track all patients engaged in this project. | 3/31/2017 | 3/31/2017 | Completed | Pass & Complete | N/A |
| | Enter Reviewer Comment | | | | | | |
| Total | | | | | | | 0 |



Save & Return

Print

Achievement Value (AV) Scorecard DY4, Q2 July 1, 2018 - September 30, 2018 (Payment Quarter)
Leatherstocking Collaborative Health Partners - Project 3.a.i

| Domain 3 Pay for Performance and Pay for Reporting | | | |
|--|--|-----------------|-------------|
| AV Driving | Measure | Reviewer Status | AVs Awarded |
| ● | Follow-up care for Children Prescribed ADHD Medications - Continuation Phase | Pass & Ongoing | 0.5 |
| | P4R Measure DY4, Q2Q4 | | |
| ● | Follow-up care for Children Prescribed ADHD Medications - Initiation Phase | Pass & Ongoing | 0.5 |
| | P4R Measure DY4, Q2Q4 | | |
| ● | Screening for Clinical Depression and follow-up | Pass & Ongoing | 1 |
| | P4R Measure DY4, Q2Q4 | | |
| Total | | | 2 |

| Domain 3 Pay for Performance and Pay for Reporting | | | |
|--|--|-----------------|-------------|
| AV Driving | Measure | Reviewer Status | AVs Awarded |
| ● | Adherence to Antipsychotic Medications for People with Schizophrenia | Fail | 0 |
| | P4P Measure DY4, Q2Q4 | | |
| ● | Antidepressant Medication Management - Effective Acute Phase Treatment | Pass & Ongoing | 0.5 |
| | P4P Measure DY4, Q2Q4 | | |
| ● | Antidepressant Medication Management - Effective Continuation Phase Treatment | Fail | 0 |
| | P4P Measure DY4, Q2Q4 | | |
| ● | Cardiovascular Monitoring for People with Cardiovascular Disease and Schizophrenia | N/A | N/A |
| | P4P Measure DY4, Q2Q4 | | |
| ● | Diabetes Monitoring for People with Diabetes and Schizophrenia | N/A | N/A |
| | P4P Measure DY4, Q2Q4 | | |



Save & Return

Print

Achievement Value (AV) Scorecard DY4, Q2 July 1, 2018 - September 30, 2018 (Payment Quarter)
Leatherstocking Collaborative Health Partners - Project 3.a.i

| | | | |
|--------------|--|----------------|----------|
| ● | Diabetes Screening for People with Schizophrenia or Bipolar Disease who are Using Antipsychotic Medication | Pass & Ongoing | 1 |
| | P4P Measure DY4, Q2Q4 | | |
| ● | Follow-up after hospitalization for Mental Illness - within 30 days | Pass & Ongoing | 0.5 |
| | P4P Measure DY4, Q2Q4 | | |
| ● | Follow-up after hospitalization for Mental Illness - within 7 days | Pass & Ongoing | 0.5 |
| | P4P Measure DY4, Q2Q4 | | |
| ● | Engagement of Alcohol and Other Drug Dependence Treatment (initiation and 2 visits within 44 days) | Pass & Ongoing | 0.5 |
| | P4P Measure DY4, Q2Q4 | | |
| ● | Initiation of Alcohol and Other Drug Dependence Treatment (1 visit within 14 days) | Fail | 0 |
| | P4P Measure DY4, Q2Q4 | | |
| ● | Potentially Preventable Emergency Department Visits (for persons with BH diagnosis) ± | Please Select | 0 |
| | P4P Measure DY4, Q2Q4 | | |
| Total | | | 3 |



Save & Return

Print

Achievement Value (AV) Scorecard DY4, Q2 July 1, 2018 - September 30, 2018 (Payment Quarter)
Leatherstocking Collaborative Health Partners - Project 3.a.iv

| Project Snapshot | |
|------------------|---|
| Project Domain | Clinical Improvement Projects (Domain 3) |
| Project ID | 3.a.iv |
| Project Title | Development of Withdrawal Management (e.g., ambulatory detoxification, ancillary withdrawal services) capabilities and appropriate enhanced |

| Payment Snapshot | |
|------------------------|------------|
| DY4, Q2 Payment Earned | \$ 780,376 |
| DY4, Q2 Payment Earned | \$ 481,232 |

| 3.a.iv Scoresheet | | | | | | | | | |
|--------------------------|------------------------------------|-----------------|---------------|-----------------|---------------|----------------------------|----------------------------|------------------------|-------------------------|
| Domain | Component | Review Status | AVs Available | Net AVs Awarded | Percentage AV | Domain Funding % (DY4, Q2) | Domain Funding % (DY4, Q2) | Payment Available (\$) | Net Payment Earned (\$) |
| Domain 1 | Domain 1 Organizational | Complete | 5.00 | 5.00 | 100% | 20% | 20% | 156,075 | 130,063 |
| | Project Implementation Speed | N/A | 0.00 | 0.00 | 0% | | | | |
| | Patient Engagement Speed | Complete | 1.00 | 0.00 | 0% | | | | |
| Domain 1 Subtotal | | | 6.00 | 5.00 | 83% | 20% | 20% | 156,075 | 130,063 |
| Domain 3 | Domain 3 Pay for Reporting (P4R) | Complete | 2.00 | 2.00 | 100% | 10% | 10% | 78,038 | 78,038 |
| | Domain 3 Pay for Performance (P4P) | | 6.00 | 3.00 | 50% | 70% | 70% | 546,263 | 273,132 |
| Domain 2 Subtotal | | | 8.00 | 5.00 | 63% | 80% | 80% | 624,301 | 351,169 |
| Total | | Complete | 14.00 | 10.00 | 71% | 100% | 100% | 780,376 | 481,232 |

Total Project 3.a.iv AVs Awarded: 10 out of 14

Hide Reviewer Comments

| Domain 1 Project Milestones - Project 3.a.iv | | | | | | |
|--|--|-------------------|--------------------|------------------|-----------------|-------------|
| AV Driving | Project Requirement and Metric/Deliverable | Required Due Date | Committed Due Date | Milestone Status | Reviewer Status | AVs Awarded |
| | Module 1 - Major risks to implementation and mitigation strategies | Ongoing | N/A | In Process | Pass & Ongoing | N/A |



Save & Return

Print

Achievement Value (AV) Scorecard DY4, Q2 July 1, 2018 - September 30, 2018 (Payment Quarter)
Leatherstocking Collaborative Health Partners - Project 3.a.iv

| | | | | | | |
|--------------|---|---------|-----|------------|----------------|-------------|
| | <i>Enter Reviewer Comment</i> | | | | | |
| ● | Module 2 - Project Implementation Speed | Ongoing | N/A | In Process | Pass & Ongoing | 0.00 |
| | <i>Enter Reviewer Comment</i> | | | | | |
| ● | Module 3 - Patient Engagement Speed | Ongoing | N/A | In Process | Fail | 0 |
| | <i>Enter Reviewer Comment</i> | | | | | |
| Total | | | | | | 0.00 |

| Domain 1 Project Prescribed Milestones - Project 3.a.iv | | | | | | |
|---|--|-------------------|--------------------|------------------|-----------------|-------------|
| AV Driving | Project Requirement and Metric/Deliverable | Required Due Date | Committed Due Date | Milestone Status | Reviewer Status | AVs Awarded |
| ● | 1. Develop community-based addiction treatment programs that include outpatient SUD sites with PCP integrated teams, and stabilization services including social services. | | | In Process | Pass & Ongoing | N/A |
| | <i>Enter Reviewer Comment</i> | | | | | |
| ● | 2. Establish referral relationships between community treatment programs and inpatient detoxification services with development of referral protocols. | | | In Process | Pass & Ongoing | N/A |
| | <i>Enter Reviewer Comment</i> | | | | | |
| ● | 3. Include a project medical director, board certified in addiction medicine, with training and privileges for use of buprenorphine and buprenorphine/naltrexone as well as familiarity with other withdrawal management agents. | 3/31/2017 | 3/31/2017 | Completed | Pass & Complete | N/A |



Save & Return

Print

Achievement Value (AV) Scorecard DY4, Q2 July 1, 2018 - September 30, 2018 (Payment Quarter)
Leatherstocking Collaborative Health Partners - Project 3.a.iv

| | | | | | | |
|--------------|--|-----------|-----------|------------|-----------------|-------------|
| | <i>Enter Reviewer Comment</i> | | | | | |
| ● | 4. Identify and link to providers approved for outpatient medication management of opioid addiction who agree to provide continued maintenance therapy and collaborate with the treatment program and care manager. These may include practices with collocated behavioral health services, opioid treatment programs or outpatient SUD clinics. | | | In Process | Pass & Ongoing | N/A |
| | <i>Enter Reviewer Comment</i> | | | | | |
| ● | 5. Develop community-based withdrawal management (ambulatory detoxification) protocols based upon evidence based best practices and | 3/31/2017 | 3/31/2017 | Completed | Pass & Complete | N/A |
| | <i>Enter Reviewer Comment</i> | | | | | |
| ● | 6. Develop care management services within the SUD treatment program. | | | In Process | Pass & Ongoing | N/A |
| | <i>Enter Reviewer Comment</i> | | | | | |
| ● | 7. Form agreements with the Medicaid Managed Care organizations serving the affected population to provide coverage for the service array under this project. | | | In Process | Pass & Ongoing | N/A |
| | <i>Enter Reviewer Comment</i> | | | | | |
| ● | 8. Use EHRs or other technical platforms to track all patients engaged in this project. | 3/31/2017 | 3/31/2017 | Completed | Pass & Complete | N/A |
| | <i>Enter Reviewer Comment</i> | | | | | |
| Total | | | | | | 0.00 |

| Domain 3 Pay for Performance and Pay for Reporting | | | |
|--|---------|-----------------|-------------|
| AV Driving | Measure | Reviewer Status | AVs Awarded |



Save & Return

Print

*Achievement Value (AV) Scorecard DY4, Q2 July 1, 2018 - September 30, 2018 (Payment Quarter)
Leatherstocking Collaborative Health Partners - Project 3.a.iv*

| | | | |
|--------------|--|----------------|----------|
| ● | Follow-up care for Children Prescribed ADHD Medications - Continuation Phase | Pass & Ongoing | 0.5 |
| | P4R Measure DY4, Q2Q4 | | |
| ● | Follow-up care for Children Prescribed ADHD Medications - Initiation Phase | Pass & Ongoing | 0.5 |
| | P4R Measure DY4, Q2Q4 | | |
| ● | Screening for Clinical Depression and follow-up | Pass & Ongoing | 1 |
| | P4R Measure DY4, Q2Q4 | | |
| Total | | | 2 |

| Domain 3 Pay for Performance and Pay for Reporting | | | |
|--|---|-----------------|-------------|
| AV Driving | Measure | Reviewer Status | AVs Awarded |
| ● | Adherence to Antipsychotic Medications for People with Schizophrenia | Fail | 0 |
| | P4P Measure DY4, Q2Q4 | | |
| ● | Antidepressant Medication Management - Effective Acute Phase Treatment | Pass & Ongoing | 0.5 |
| | P4P Measure DY4, Q2Q4 | | |
| ● | Antidepressant Medication Management - Effective Continuation Phase Treatment | Fail | 0 |
| | P4P Measure DY4, Q2Q4 | | |



Save & Return

Print

Achievement Value (AV) Scorecard DY4, Q2 July 1, 2018 - September 30, 2018 (Payment Quarter)
Leatherstocking Collaborative Health Partners - Project 3.a.iv

| | | | |
|--------------|--|----------------|----------|
| | P4P Measure DY4, Q2Q4 | | |
| | Cardiovascular Monitoring for People with Cardiovascular Disease and Schizophrenia | N/A | N/A |
| | P4P Measure DY4, Q2Q4 | | |
| | Diabetes Monitoring for People with Diabetes and Schizophrenia | N/A | N/A |
| | P4P Measure DY4, Q2Q4 | | |
| | Diabetes Screening for People with Schizophrenia or Bipolar Disease who are Using Antipsychotic Medication | Pass & Ongoing | 1 |
| | P4P Measure DY4, Q2Q4 | | |
| | Follow-up after hospitalization for Mental Illness - within 30 days | Pass & Ongoing | 0.5 |
| | P4P Measure DY4, Q2Q4 | | |
| | Follow-up after hospitalization for Mental Illness - within 7 days | Pass & Ongoing | 0.5 |
| | P4P Measure DY4, Q2Q4 | | |
| | Engagement of Alcohol and Other Drug Dependence Treatment (initiation and 2 visits within 44 days) | Pass & Ongoing | 0.5 |
| | P4P Measure DY4, Q2Q4 | | |
| | Initiation of Alcohol and Other Drug Dependence Treatment (1 visit within 14 days) | Fail | 0 |
| | P4P Measure DY4, Q2Q4 | | |
| | Potentially Preventable Emergency Department Visits (for persons with BH diagnosis) ± | Please Select | 0 |
| | P4P Measure DY4, Q2Q4 | | |
| Total | | | 3 |



Save & Return

Print

Achievement Value (AV) Scorecard DY4, Q2 July 1, 2018 - September 30, 2018 (Payment Quarter)
Leatherstocking Collaborative Health Partners - Project 3.d.iii

| Project Snapshot | |
|------------------|--|
| Project Domain | Clinical Improvement Projects (Domain 3) |
| Project ID | 3.d.iii |
| Project Title | Implementation of evidence-based medicine guidelines for asthma management |

| Payment Snapshot | |
|------------------------|------------|
| DY4, Q2 Payment Earned | \$ 592,149 |
| DY4, Q2 Payment Earned | \$ 281,271 |

| 3.d.iii Scoresheet | | | | | | | | | |
|--------------------------|------------------------------------|-----------------|---------------|-----------------|---------------|----------------------------|----------------------------|------------------------|-------------------------|
| Domain | Component | Review Status | AVs Available | Net AVs Awarded | Percentage AV | Domain Funding % (DY4, Q2) | Domain Funding % (DY4, Q2) | Payment Available (\$) | Net Payment Earned (\$) |
| Domain 1 | Domain 1 Organizational | Complete | 5.00 | 5.00 | 100% | 20% | 20% | 118,430 | 118,430 |
| | Project Implementation Speed | N/A | 0.00 | 0.00 | 0% | | | | |
| | Patient Engagement Speed | Complete | 1.00 | 1.00 | 100% | | | | |
| Domain 1 Subtotal | | | 6.00 | 6.00 | 100% | 20% | 20% | 118,430 | 118,430 |
| Domain 3 | Domain 3 Pay for Reporting (P4R) | Complete | 4.00 | 4.00 | 100% | 10% | 10% | 59,215 | 59,215 |
| | Domain 3 Pay for Performance (P4P) | | 2.00 | 0.50 | 25% | 70% | 70% | 414,504 | 103,626 |
| Domain 2 Subtotal | | | 6.00 | 4.50 | 75% | 80% | 80% | 473,719 | 162,841 |
| Total | | Complete | 12.00 | 10.50 | 88% | 100% | 100% | 592,149 | 281,271 |

Total Project 3.d.iii AVs Awarded: 10.5 out of 12

Hide Reviewer Comments

| Domain 1 Project Milestones - Project 3.d.iii | | | | | | |
|---|--|-------------------|--------------------|------------------|-----------------|-------------|
| AV Driving | Project Requirement and Metric/Deliverable | Required Due Date | Committed Due Date | Milestone Status | Reviewer Status | AVs Awarded |
| | Module 1 - Major risks to implementation and mitigation strategies | Ongoing | N/A | In Process | Pass & Ongoing | N/A |



Save & Return

Print

Achievement Value (AV) Scorecard DY4, Q2 July 1, 2018 - September 30, 2018 (Payment Quarter)
Leatherstocking Collaborative Health Partners - Project 3.d.iii

| | | | | | | |
|--------------|---|---------|-----|------------|----------------|-------------|
| | <i>Enter Reviewer Comment</i> | | | | | |
| ● | Module 2 - Project Implementation Speed | Ongoing | N/A | In Process | Pass & Ongoing | 0.00 |
| | <i>Enter Reviewer Comment</i> | | | | | |
| ● | Module 3 - Patient Engagement Speed | Ongoing | N/A | In Process | Pass & Ongoing | 1 |
| | <i>Enter Reviewer Comment</i> | | | | | |
| Total | | | | | | 1.00 |

| Domain 1 Project Prescribed Milestones - Project 3.d.iii | | | | | | |
|--|---|-------------------|--------------------|------------------|-----------------|-------------|
| AV Driving | Project Requirement and Metric/Deliverable | Required Due Date | Committed Due Date | Milestone Status | Reviewer Status | AVs Awarded |
| ● | 1. Implement evidence-based asthma management guidelines between primary care practitioners, specialists, and community-based asthma programs (e.g., NYS Regional Asthma Coalitions) to ensure a regional population based approach to asthma management. | | | In Process | Pass & Ongoing | N/A |
| | <i>Enter Reviewer Comment</i> | | | | | |
| ● | 2. Establish agreements to adhere to national guidelines for asthma management and protocols for access to asthma specialists, including EHR-HIE connectivity and telemedicine. | | | In Process | Pass & Ongoing | N/A |
| | <i>Enter Reviewer Comment</i> | | | | | |
| ● | 3. Deliver educational activities addressing asthma management to participating primary care providers. | 3/31/2017 | 3/31/2017 | Completed | Pass & Complete | N/A |
| | <i>Enter Reviewer Comment</i> | | | | | |



Save & Return

Print

Achievement Value (AV) Scorecard DY4, Q2 July 1, 2018 - September 30, 2018 (Payment Quarter)
Leatherstocking Collaborative Health Partners - Project 3.d.iii

| | | | | | | |
|-------------------------------|---|-----------|-----------|------------|-----------------|-------------|
| ● | 4. Ensure coordination with the Medicaid Managed Care organizations and Health Homes serving the affected population. | | | In Process | Pass & Ongoing | N/A |
| <i>Enter Reviewer Comment</i> | | | | | | |
| ● | 5. Use EHRs or other technical platforms to track all patients engaged in this project. | 3/31/2017 | 3/31/2017 | Completed | Pass & Complete | N/A |
| <i>Enter Reviewer Comment</i> | | | | | | |
| Total | | | | | | 0.00 |

| Domain 3 Pay for Performance and Pay for Reporting | | | |
|--|---|-----------------|-------------|
| AV Driving | Measure | Reviewer Status | AVs Awarded |
| ● | Asthma Medication Ratio (5 – 64 Years) | Pass & Ongoing | 1 |
| <i>P4R Measure DY4, Q2Q4</i> | | | |
| ● | Medication Management for People with Asthma (5 - 64 years) - 50% of Treatment days covered | Pass & Ongoing | 0.5 |
| <i>P4R Measure DY4, Q2Q4</i> | | | |
| ● | Medication Management for People with Asthma (5 - 64 years) - 75% of Treatment days covered | Pass & Ongoing | 0.5 |
| <i>P4R Measure DY4, Q2Q4</i> | | | |
| ● | Pediatric Quality Indicator # 14 Pediatric Asthma ± | Pass & Ongoing | 1 |
| <i>P4R Measure DY4, Q2Q4</i> | | | |
| ● | Prevention Quality Indicator # 15 Younger Adult Asthma ± | Pass & Ongoing | 1 |
| <i>P4R Measure DY4, Q2Q4</i> | | | |
| Total | | | 4.00 |

| Domain 3 Pay for Performance | | | |
|------------------------------|---|-----------------|-------------|
| AV Driving | Measure | Reviewer Status | AVs Awarded |
| ● | Asthma Medication Ratio (5 – 64 Years) | Fail | 0 |
| <i>P4P Measure DY4, Q2Q4</i> | | | |
| ● | Medication Management for People with Asthma (5 - 64 years) - 50% of Treatment days covered | Pass & Ongoing | 0.5 |



Save & Return

Print

*Achievement Value (AV) Scorecard DY4, Q2 July 1, 2018 - September 30, 2018 (Payment Quarter)
Leatherstocking Collaborative Health Partners - Project 3.d.iii*

| | | | |
|--|---|------|-------------|
| | P4P Measure DY4, Q2Q4 | | |
| | Medication Management for People with Asthma (5 - 64 years) - 75% of Treatment days covered | Fail | 0 |
| | P4P Measure DY4, Q2Q4 | | |
| | Total | | 0.50 |



Save & Return

Print

*Achievement Value (AV) Scorecard DY4, Q2 July 1, 2018 - September 30, 2018 (Payment Quarter)
Leatherstocking Collaborative Health Partners - Project 3.g.i*

| Project Snapshot | |
|------------------|--|
| Project Domain | Clinical Improvement Projects (Domain 3) |
| Project ID | 3.g.i |
| Project Title | Integration of palliative care into the PCMH model |

| Payment Snapshot | |
|------------------------|------------|
| DY4, Q2 Payment Earned | \$ 138,145 |
| DY4, Q2 Payment Earned | \$ 122,796 |

| 3.g.i Scoresheet | | | | | | | | | |
|--------------------------|------------------------------------|-------------------|---------------|-----------------|---------------|----------------------------|----------------------------|------------------------|-------------------------|
| Domain | Component | Review Status | AVs Available | Net AVs Awarded | Percentage AV | Domain Funding % (DY4, Q2) | Domain Funding % (DY4, Q2) | Payment Available (\$) | Net Payment Earned (\$) |
| Domain 1 | Domain 1 Organizational | Complete | 5.00 | 5.00 | 100% | 20% | 67% | 92,097 | 76,747 |
| | Project Implementation Speed | N/A | 0.00 | 0.00 | 0% | | | | |
| | Patient Engagement Speed | Incomplete | 1.00 | 0.00 | 0% | | | | |
| Domain 1 Subtotal | | | 6.00 | 5.00 | 83% | 20% | 67% | 92,097 | 76,747 |
| Domain 3 | Domain 3 Pay for Reporting (P4R) | Incomplete | 5.00 | 5.00 | 100% | 10% | 33% | 46,048 | 46,048 |
| | Domain 3 Pay for Performance (P4P) | N/A | N/A | N/A | N/A | 70% | 0% | - | - |
| Domain 2 Subtotal | | | 5.00 | 5.00 | 100% | 80% | 33% | 46,048 | 46,048 |
| Total | | Incomplete | 11.00 | 10.00 | 91% | 100% | 100% | 138,145 | 122,796 |

Total Project 3.g.i AVs Awarded: 10 out of 11

Hide Reviewer Comments

| Domain 1 Project Milestones - Project 3.g.i | | | | | | |
|---|--|-------------------|--------------------|------------------|-----------------|-------------|
| AV Driving | Project Requirement and Metric/Deliverable | Required Due Date | Committed Due Date | Milestone Status | Reviewer Status | AVs Awarded |
| | Module 1 - Major risks to implementation and mitigation strategies | Ongoing | N/A | In Process | Pass & Ongoing | N/A |



Save & Return

Print

Achievement Value (AV) Scorecard DY4, Q2 July 1, 2018 - September 30, 2018 (Payment Quarter)
Leatherstocking Collaborative Health Partners - Project 3.g.i

| | | | | | | |
|--------------|---|---------|-----|------------|----------------|-------------|
| | <i>Enter Reviewer Comment</i> | | | | | |
| ● | Module 2 - Project Implementation Speed | Ongoing | N/A | In Process | Pass & Ongoing | 0.00 |
| | <i>Enter Reviewer Comment</i> | | | | | |
| ● | Module 3 - Patient Engagement Speed | Ongoing | N/A | In Process | Please Select | 0 |
| | <i>Enter Reviewer Comment</i> | | | | | |
| Total | | | | | | 0.00 |

| Domain 1 Project Prescribed Milestones - Project 3.g.i | | | | | | |
|--|---|-------------------|--------------------|------------------|-----------------|-------------|
| AV Driving | Project Requirement and Metric/Deliverable | Required Due Date | Committed Due Date | Milestone Status | Reviewer Status | AVs Awarded |
| ● | 1. Integrate Palliative Care into appropriate participating PCPs that have, or will have, achieved NCQA PCMH and/or APCM certification. | 3/31/2018 | 3/31/2018 | Completed | Pass & Complete | N/A |
| ● | 2. Develop partnerships with community and provider resources including Hospice to bring the palliative care supports and services into | 3/31/2017 | 3/31/2017 | Completed | Pass & Complete | N/A |
| ● | 3. Develop and adopt clinical guidelines agreed to by all partners including services and eligibility. | 3/31/2017 | 3/31/2017 | Completed | Pass & Complete | N/A |
| ● | 4. Engage staff in trainings to increase role-appropriate competence in palliative care skills and protocols developed by the PPS. | 3/31/2017 | 3/31/2017 | Completed | Pass & Complete | N/A |



Save & Return

Print

Achievement Value (AV) Scorecard DY4, Q2 July 1, 2018 - September 30, 2018 (Payment Quarter)
Leatherstocking Collaborative Health Partners - Project 3.g.i

| | | | | | | |
|--------------|--|-----------|-----------|-----------|-----------------|-------------|
| ● | 5. Engage with Medicaid Managed Care to address coverage of services. | 3/31/2018 | 3/31/2018 | Completed | Pass & Complete | N/A |
| ● | 6. Use EHRs or other IT platforms to track all patients engaged in this project. | 3/31/2017 | 3/31/2017 | Completed | Pass & Complete | N/A |
| Total | | | | | | 0.00 |

Domain 3 Pay for Performance and Pay for Reporting - Project 3.g.i (all Milestones are P4R in DY2)

| AV Driving | Measure | Reviewer Status | AVs Awarded |
|------------|---|-----------------|-------------|
| ● | Percentage of members who remained stable or demonstrated improvement in pain | Pass & Ongoing | 1 |
| ● | Advanced Directives – Talked about Appointing for Health Decisions | Pass & Ongoing | 1 |
| ● | Percentage of members whose pain was not controlled ± | Pass & Ongoing | 1 |
| ● | Depressive feelings - percentage of members who experienced some depression feeling ± | Pass & Ongoing | 1 |
| ● | Percentage of members who had severe or more intense daily pain ± | Pass & Ongoing | 1 |



Department
of Health

Medicaid
Redesign Team

New York State Department of Health
Delivery System Reform Incentive Payment (DSRIP) Program

Save & Return

Print

*Achievement Value (AV) Scorecard DY4, Q2 July 1, 2018 - September 30, 2018 (Payment Quarter)
Leatherstocking Collaborative Health Partners - Project 3.g.i*

| | |
|-------|------|
| | |
| Total | 5.00 |



Save & Return

Print

Achievement Value (AV) Scorecard DY4, Q2 July 1, 2018 - September 30, 2018 (Payment Quarter)
Leatherstocking Collaborative Health Partners - Project 4.a.iii

| Project Snapshot | |
|-----------------------|--|
| Project Domain | Domain 4: Population-wide Projects: New York's |
| Project ID | 4.a.iii |
| Project Title | Strengthen Mental Health and Substance Abuse Infrastructure Across Systems |

| Payment Snapshot | |
|-------------------------------|------------|
| DY4, Q2 Payment Earned | \$ 459,899 |
| DY4, Q2 Payment Earned | \$ 459,899 |

| 4.a.iii Scoresheet | | | | | | | | | |
|--------------------------|------------------------------------|-----------------|---------------|-----------------|---------------|----------------------------|----------------------------|------------------------|-------------------------|
| Domain | Component | Review Status | AVs Available | Net AVs Awarded | Percentage AV | Domain Funding % (DY4, Q2) | Domain Funding % (DY4, Q2) | Payment Available (\$) | Net Payment Earned (\$) |
| Domain 1 | Domain 1 Organizational | Complete | 5.00 | 5.00 | 100% | 20% | 20% | 91,980 | 91,980 |
| | Project Implementation Speed | N/A | 0.00 | 0.00 | 0% | | | | |
| | Patient Engagement Speed | N/A | 0.00 | 0.00 | 0% | | | | |
| Domain 1 Subtotal | | | 5.00 | 5.00 | 100% | 20% | 20% | 91,980 | 91,980 |
| Domain 4 | Domain 4 Pay for Reporting (P4R) | Complete | 11.00 | 11.00 | 100% | 80% | 80% | 367,920 | 367,920 |
| | Domain 4 Pay for Performance (P4P) | N/A | N/A | N/A | N/A | 0% | 0% | - | - |
| Domain 4 Subtotal | | | 11.00 | 11.00 | 100% | 80% | 80% | 367,920 | 367,920 |
| Total | | Complete | 16.00 | 16.00 | 100% | 100% | 100% | 459,899 | 459,899 |

Total Project 4.a.iii AVs Awarded: 16 out of 16

Hide Reviewer Comments

| Domain 4 Pay for Performance and Pay for Reporting - Project 4.a.iii (all Milestones are P4R in DY2) | | | |
|--|--|-----------------|-------------|
| AV Driving | Measure | Reviewer Status | AVs Awarded |
| | Age-adjusted preventable hospitalizations rate per 10,000 - Aged 18+ years – Ratio of Hispanics to White non-Hispanics | Pass & Ongoing | 1 |



Save & Return

Print

Achievement Value (AV) Scorecard DY4, Q2 July 1, 2018 - September 30, 2018 (Payment Quarter)
Leatherstocking Collaborative Health Partners - Project 4.a.iii

| | | | |
|---|---|----------------|---|
| | <i>Enter Reviewer Comment</i> | | |
| ● | Age-adjusted suicide death rate per 100,000 | Pass & Ongoing | 1 |
| | <i>Enter Reviewer Comment</i> | | |
| ● | Percentage of adults with health insurance - Aged 18- 64 years | Pass & Ongoing | 1 |
| | <i>Enter Reviewer Comment</i> | | |
| ● | Percentage of premature death (before age 65 years) | Pass & Ongoing | 1 |
| | <i>Enter Reviewer Comment</i> | | |
| ● | Percentage of premature death (before age 65 years) – Ratio of Black non-Hispanics to White non-Hispanics | Pass & Ongoing | 1 |
| | <i>Enter Reviewer Comment</i> | | |
| ● | Percentage of premature death (before age 65 years) – Ratio of Hispanics to White non-Hispanics | Pass & Ongoing | 1 |
| | <i>Enter Reviewer Comment</i> | | |
| ● | Age-adjusted percentage of adult binge drinking during the past month | Pass & Ongoing | 1 |
| | <i>Enter Reviewer Comment</i> | | |
| ● | Age-adjusted percentage of adults who have a regular health care provider - Aged 18+ years | Pass & Ongoing | 1 |
| | <i>Enter Reviewer Comment</i> | | |



Save & Return

Print

Achievement Value (AV) Scorecard DY4, Q2 July 1, 2018 - September 30, 2018 (Payment Quarter)
Leatherstocking Collaborative Health Partners - Project 4.a.iii

| | | | |
|--------------|--|----------------|--------------|
| ● | Age-adjusted percentage of adults with poor mental health for 14 or more days in the last month | Pass & Ongoing | 1 |
| | <i>Enter Reviewer Comment</i> | | |
| ● | Age-adjusted preventable hospitalizations rate per 10,000 - Aged 18+ years | Pass & Ongoing | 1 |
| | <i>Enter Reviewer Comment</i> | | |
| ● | Age-adjusted preventable hospitalizations rate per 10,000 - Aged 18+ years – Ratio of Black non-Hispanics to White non-Hispanics | Pass & Ongoing | 1 |
| | <i>Enter Reviewer Comment</i> | | |
| Total | | | 11.00 |



Save & Return

Print

Achievement Value (AV) Scorecard DY4, Q2 July 1, 2018 - September 30, 2018 (Payment Quarter)
Leatherstocking Collaborative Health Partners - Project 4.b.i

| Project Snapshot | |
|-----------------------|---|
| Project Domain | Domain 4: Population-wide Projects: New York's |
| Project ID | 4.b.i |
| Project Title | Promote Tobacco Use Cessation, especially among low SES populations and those with poor mental health |

| Payment Snapshot | |
|-------------------------------|------------|
| DY4, Q2 Payment Earned | \$ 528,884 |
| DY4, Q2 Payment Earned | \$ 528,884 |

| 4.b.i Scoresheet | | | | | | | | | |
|--------------------------|------------------------------------|-----------------|---------------|-----------------|---------------|----------------------------|----------------------------|------------------------|-------------------------|
| Domain | Component | Review Status | AVs Available | Net AVs Awarded | Percentage AV | Domain Funding % (DY4, Q2) | Domain Funding % (DY4, Q2) | Payment Available (\$) | Net Payment Earned (\$) |
| Domain 1 | Domain 1 Organizational | Complete | 5.00 | 5.00 | 100% | 20% | 20% | 105,777 | 105,777 |
| | Project Implementation Speed | N/A | 0.00 | 0.00 | 0% | | | | |
| | Patient Engagement Speed | N/A | 0.00 | 0.00 | 0% | | | | |
| Domain 1 Subtotal | | | 5.00 | 5.00 | 100% | 20% | 20% | 105,777 | 105,777 |
| Domain 4 | Domain 4 Pay for Reporting (P4R) | Complete | 17.00 | 17.00 | 100% | 80% | 80% | 423,107 | 423,107 |
| | Domain 4 Pay for Performance (P4P) | N/A | N/A | N/A | N/A | 0% | 0% | - | - |
| Domain 4 Subtotal | | | 17.00 | 17.00 | 100% | 80% | 80% | 423,107 | 423,107 |
| Total | | Complete | 22.00 | 22.00 | 100% | 100% | 100% | 528,884 | 528,884 |

Total Project 4.b.i AVs Awarded: 22 out of 22

Hide Reviewer Comments

| Domain 4 Pay for Performance and Pay for Reporting - Project 4.b.i (all Milestones are P4R in DY2) | | | |
|--|---|-----------------|-------------|
| AV Driving | Measure | Reviewer Status | AVs Awarded |
| | Percentage of premature death (before age 65 years) | Pass & Ongoing | 1 |



Save & Return

Print

Achievement Value (AV) Scorecard DY4, Q2 July 1, 2018 - September 30, 2018 (Payment Quarter)
Leatherstocking Collaborative Health Partners - Project 4.b.i

| | | | |
|---|--|----------------|---|
| | <i>Enter Reviewer Comment</i> | | |
| ● | Percentage of premature death (before age 65 years) – Ratio of Black non-Hispanics to White non-Hispanics | Pass & Ongoing | 1 |
| | <i>Enter Reviewer Comment</i> | | |
| ● | Percentage of premature death (before age 65 years) – Ratio of Hispanics to White non-Hispanics | Pass & Ongoing | 1 |
| | <i>Enter Reviewer Comment</i> | | |
| ● | Age-adjusted preventable hospitalizations rate per 10,000 - Aged 18+ years | Pass & Ongoing | 1 |
| | <i>Enter Reviewer Comment</i> | | |
| ● | Age-adjusted preventable hospitalizations rate per 10,000 - Aged 18+ years – Ratio of Black non-Hispanics to White non-Hispanics | Pass & Ongoing | 1 |
| | <i>Enter Reviewer Comment</i> | | |
| ● | Age-adjusted preventable hospitalizations rate per 10,000 - Aged 18+ years – Ratio of Hispanics to White non-Hispanics | Pass & Ongoing | 1 |
| | <i>Enter Reviewer Comment</i> | | |
| ● | Percentage of adults with health insurance - Aged 18- 64 years | Pass & Ongoing | 1 |
| | <i>Enter Reviewer Comment</i> | | |
| ● | Age-adjusted percentage of adults who have a regular health care provider - Aged 18+ years | Pass & Ongoing | 1 |
| | <i>Enter Reviewer Comment</i> | | |



Save & Return

Print

Achievement Value (AV) Scorecard DY4, Q2 July 1, 2018 - September 30, 2018 (Payment Quarter)
Leatherstocking Collaborative Health Partners - Project 4.b.i

| | | | |
|---|---|----------------|---|
| ● | Percentage of adults who are obese | Pass & Ongoing | 1 |
| | <i>Enter Reviewer Comment</i> | | |
| ● | Percentage of children and adolescents who are obese | Pass & Ongoing | 1 |
| | <i>Enter Reviewer Comment</i> | | |
| ● | Percentage of cigarette smoking among adults | Pass & Ongoing | 1 |
| | <i>Enter Reviewer Comment</i> | | |
| ● | Percentage of adults who receive a colorectal cancer screening based on the most recent guidelines - Aged 50-75 years | Pass & Ongoing | 1 |
| | <i>Enter Reviewer Comment</i> | | |
| ● | Asthma emergency department visit rate per 10,000 | Pass & Ongoing | 1 |
| | <i>Enter Reviewer Comment</i> | | |
| ● | Asthma emergency department visit rate per 10,000 - Aged 0-4 years | Pass & Ongoing | 1 |
| | <i>Enter Reviewer Comment</i> | | |
| ● | Age-adjusted heart attack hospitalization rate per 10,000 | Pass & Ongoing | 1 |
| | <i>Enter Reviewer Comment</i> | | |
| ● | Rate of hospitalizations for short-term complications of diabetes per 10,000 - Aged 6- 17 years | Pass & Ongoing | 1 |
| | <i>Enter Reviewer Comment</i> | | |



Save & Return

Print

Achievement Value (AV) Scorecard DY4, Q2 July 1, 2018 - September 30, 2018 (Payment Quarter)
Leatherstocking Collaborative Health Partners - Project 4.b.i

| | | | |
|---|---|----------------|--------------|
| ● | <i>Enter Reviewer Comment</i> | | |
| ● | Rate of hospitalizations for short-term complications of diabetes per 10,000 – Aged 18+ years | Pass & Ongoing | 1 |
| | <i>Enter Reviewer Comment</i> | | |
| | Total | | 17.00 |