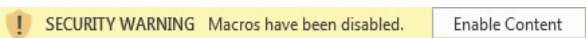

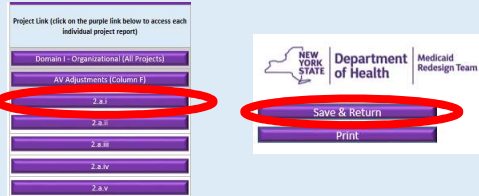



General Instructions		
Step	Description/Link	Image
1. Enable Content	Click "Enable Content" at the top of the screen to enable macros.	
2. Review AV Scorecard Overview	The AV scorecard Overview is a summary of the report <a href="#">Click to Access AV Scorecard Overview</a>	

Functionality		
Step	Description/Link	Image
1. Print	All tabs include a print button in the upper left hand corner. The AV Scorecard Overview tab also includes a "Print All" button which will print all relevany reports.	
2. Access Detailed Project Reports and return to AV Scorecard Overview	The AV Scorecard Overview tab is the landing page from which detailed project reports can be viewed. From the AV Scorecard Overview" click the relevant project button to access the project tab. From the project tab click "Save and Return" to access the AV Scorecard Overview	
3. Show or Hide reviewer comments	Each project tab includes a Show/Hide Reviewer Comments button on the left hand side of the screen. Click "Show Reviewer Comments" to show comments and "Hide Reviewer Comments" to hide comments.	

General Instructions		
Step	Description/Link	Image
1. Enable Content	Click "Enable Content" at the top of the screen to enable macros.	
2. Review AV Scorecard Overview	The AV scorecard Overview is a summary of the report <a href="#">Click to Access AV Scorecard Overview</a>	

Functionality		
Step	Description/Link	Image
1. Print	All tabs include a print button in the upper left hand corner. The AV Scorecard Overview tab also includes a "Print All" button which will print all relevany reports.	
2. Access Detailed Project Reports and return to AV Scorecard Overview	The AV Scorecard Overview tab is the landing page from which detailed project reports can be viewed. From the AV Scorecard Overview" click the relevant project button to access the project tab. From the project tab click "Save and Return" to access the AV Scorecard Overview	
3. Show or Hide reviewer comments	Each project tab includes a Show/Hide Reviewer Comments button on the left hand side of the screen. Click "Show Reviewer Comments" to show comments and "Hide Reviewer Comments" to hide comments.	



[Print Summary](#)

[Print All](#)

**Achievement Value (AV) Scorecard**  
**Mount Sinai PPS, LLC**

**PPS Information**

Quarter	DY4, Q4 January 1, 2019 - March 31, 2019 (Payment Quarter)
PPS	Mount Sinai PPS, LLC
PPS Number	34

**Achievement Value (AV) Scorecard Summary**

Project Link (click on the purple link below to access each individual project report)	AV Data				Payment Data	
	AVs Available	AVs Awarded	AV Adjustment	Net AVs Awarded	DY4, Q4 Payment Available	DY4, Q4 Payment Earned
<a href="#">Domain I Organizational (All Projects)</a>	5.00	5.00	0.00	5.00	<i>Organizational funds are embedded within each project's payment</i>	
<a href="#">2.a.i</a>	20.00	12.50	0.00	12.50	\$ 2,640,978	\$ 1,214,850
<a href="#">2.b.iv</a>	21.00	13.50	0.00	13.50	\$ 1,895,586	\$ 871,969
<a href="#">2.b.viii</a>	21.00	13.50	0.00	13.50	\$ 2,054,814	\$ 945,214
<a href="#">2.c.i</a>	21.00	13.50	0.00	13.50	\$ 1,732,076	\$ 796,755
<a href="#">3.a.i</a>	26.00	18.50	0.00	18.50	\$ 1,691,345	\$ 803,389
<a href="#">3.a.iii</a>	26.00	17.50	0.00	17.50	\$ 1,414,349	\$ 624,671
<a href="#">3.b.i</a>	20.00	14.17	0.00	14.17	\$ 2,178,279	\$ 896,938
<a href="#">3.c.i</a>	18.00	15.67	0.00	15.67	\$ 2,264,078	\$ 1,538,981
<a href="#">4.b.ii</a>	22.00	22.00	0.00	22.00	\$ 846,506	\$ 846,506



Department of Health

Medicaid Redesign Team

New York State Department of Health  
Delivery System Reform Incentive Payment (DSRIP) Program

*Achievement Value (AV) Scorecard  
Mount Sinai PPS, LLC*

Print Summary

Print All

4.c.ii	16.00	16.00	0.00	16.00	\$ 940,120	\$ 940,120
AV Adjustments (Column F)						
<b>Total</b>	<b>211.00</b>	<b>156.83</b>	<b>0.00</b>	<b>156.83</b>	<b>\$ 17,658,131</b>	<b>\$ 9,479,394</b>



Save & Return

Print

Achievement Value (AV) Scorecard DY4, Q4 January 1, 2019 - March 31, 2019 (Payment Mount Sinai PPS, LLC - Domain 1 Organizational AVs)

Domain I Organizational Scoresheet						
Domain I Organizational	Review Status	AVs Available	AVs Awarded	Adjustments	Net AVs	AV
Workforce Strategy	Complete	1.00	1.00	0.00	1.00	100%
Section 01 - Budget	Complete	1.00	1.00	0.00	1.00	100%
Section 02 - Governance	Complete	1.00	1.00	0.00	1.00	100%
Section 03 - Financial Sustainability	Complete	1.00	1.00	0.00	1.00	100%
Section 04 - Cultural Competency & Health Literacy	Complete	1.00	1.00	0.00	1.00	100%
Section 05 - IT Systems and Processes	Complete	N/A	N/A	N/A	N/A	N/A
Section 06 - Performance Reporting	Complete	N/A	N/A	N/A	N/A	N/A
Section 07 - Practitioner Engagement	Complete	N/A	N/A	N/A	N/A	N/A
Section 08 - Population Health Management	Complete	N/A	N/A	N/A	N/A	N/A
Section 09 - Clinical Integration	Complete	N/A	N/A	N/A	N/A	N/A
Section 10 - General Project Reporting	Complete	N/A	N/A	N/A	N/A	N/A
<b>Total</b>	<b>Complete</b>	<b>5.00</b>	<b>5.00</b>	<b>0.00</b>	<b>5.00</b>	<b>100%</b>

Net Organizational AVs Awarded: 5 out of 5

Hide Reviewer Comments

Workforce Strategy							
Process Measure	AV Driving	Milestone	Required Due Date	Committed Due Date	Milestone Status	Reviewer Status	AV Awarded
Workforce Strategy Budget Updates	●						
	●	Workforce Strategy Spending (Baseline)	Ongoing	N/A	Completed	Pass & Complete	



Save & Return

Print

*Achievement Value (AV) Scorecard DY4, Q4 January 1, 2019 - March 31, 2019 (Payment Mount Sinai PPS, LLC - Domain 1 Organizational AVs*

Additional Workforce Strategy Budget Updates (non AV-driving)		1. Define target workforce state (in line with DSRIP program's goals)	N/A	N/A	In Process	Pass & Ongoing	1
		2. Create a workforce transition roadmap for achieving defined target workforce	N/A	N/A	In Process	Pass & Ongoing	
		3. Perform detailed gap analysis between current state assessment of workforce and projected future state	N/A	N/A	In Process	Pass & Ongoing	
		4. Produce a compensation and benefit analysis, covering impacts on both retrained and redeployed staff, as well as new hires, particularly focusing on full and partial placements	6/30/2016	N/A	Completed	Pass & Complete	
		5. Develop training strategy	N/A	N/A	In Process	Pass & Ongoing	
		Major Risks to Implementation & Risk Mitigation Strategies	N/A	N/A	In Process	Pass & Ongoing	



Save & Return

Print

*Achievement Value (AV) Scorecard DY4, Q4 January 1, 2019 - March 31, 2019 (Payment Mount Sinai PPS, LLC - Domain 1 Organizational AVs*

Additional Workforce Strategy Topic Areas	●						N/A
	●	Major Dependencies on Organizational Workstreams	N/A	N/A	In Process	Pass & Ongoing	
	●	Roles and Responsibilities	N/A	N/A	In Process	Pass & Ongoing	
	●	Key Stakeholders	N/A	N/A	In Process	Pass & Ongoing	
	●	IT Expectations	N/A	N/A	In Process	Pass & Ongoing	
	●	Progress Reporting	N/A	N/A	In Process	Pass & Ongoing	
	<b>Total</b>						

Section 01 - Budget							
Process Measure	AV Driving	Milestone	Required Due Date	Committed Due Date	Milestone Status	Reviewer Status	AV Awarded
	●	Module 1.1 - PPS Budget Report (Baseline)	Ongoing	N/A	Completed	Pass & Complete	



Save & Return

Print

**Achievement Value (AV) Scorecard DY4, Q4 January 1, 2019 - March 31, 2019 (Payment Mount Sinai PPS, LLC - Domain 1 Organizational AVs)**

Quarterly Project Reports, Project Budget and Flow of Funds	●	Module 1.2 - PPS Budget Report (Quarterly)	Ongoing	N/A	In Process	Pass & Ongoing	1		
	●	Module 1.3 - PPS Flow of Funds (Baseline)	Ongoing	N/A	Completed	Pass & Complete			
	●	Module 1.4 - PPS Flow of Funds (Quarterly)	Ongoing	N/A	In Process	Pass & Ongoing			
	●	Quarterly Progress Reports	N/A	N/A	In Process	Pass & Ongoing			
	<b>Total</b>							<b>1</b>	

Section 02 - Governance							
Process Measure	AV Driving	Milestone	Required Due Date	Committed Due Date	Milestone Status	Reviewer Status	AV Awarded
Governance Structure	●	1. Finalize governance structure and sub-committee structure	6/30/2015	N/A	Completed	Pass & Complete	
	●	2. Establish a clinical governance structure, including clinical quality committees for each DSRIP project	12/31/2015	N/A	Completed	Pass & Complete	





Save & Return

Print

*Achievement Value (AV) Scorecard DY4, Q4 January 1, 2019 - March 31, 2019 (Payment Mount Sinai PPS, LLC - Domain 1 Organizational AVs*

Updates							1
	●	3. Finalize bylaws and policies or Committee Guidelines where applicable	9/30/2015	N/A	Completed	Pass & Complete	
Governance Process Update	●	4. Establish governance structure reporting and monitoring processes	12/31/2015	N/A	Completed	Pass & Complete	
	●	5. Finalize community engagement plan, including communications with the public and non-provider organizations (e.g. schools, churches, homeless services,	6/30/2016	N/A	Completed	Pass & Complete	
Additional Governance Milestones (non AV-driving)	●	6. Finalize partnership agreements or contracts with CBOs	N/A	N/A	Completed	Pass & Complete	
	●	7. Finalize agency coordination plan aimed at engaging appropriate public sector agencies at state and local levels (e.g. local departments of health and	N/A	N/A	Completed	Pass & Complete	
	●	8. Finalize workforce communication and engagement plan	6/30/2016	N/A	Completed	Pass & Complete	
							N/A



Save & Return

Print

*Achievement Value (AV) Scorecard DY4, Q4 January 1, 2019 - March 31, 2019 (Payment Mount Sinai PPS, LLC - Domain 1 Organizational AVs*

	●	9. Inclusion of CBOs in PPS Implementation	N/A	N/A	Completed	Pass & Complete	
Additional Governance Topic Areas	●	Major Risks to Implementation & Risk Mitigation Strategies	N/A	N/A	In Process	Pass & Ongoing	N/A
	●	Major Dependencies on Organizational Workstreams	N/A	N/A	In Process	Pass & Ongoing	
	●	Roles and Responsibilities	N/A	N/A	In Process	Pass & Ongoing	
	●	Key Stakeholders	N/A	N/A	In Process	Pass & Ongoing	
	●	IT Expectations	N/A	N/A	In Process	Pass & Ongoing	
	●	Progress Reporting	N/A	N/A	In Process	Pass & Ongoing	
<b>Total</b>							<b>1</b>



Save & Return

Print

Achievement Value (AV) Scorecard DY4, Q4 January 1, 2019 - March 31, 2019 (Payment Mount Sinai PPS, LLC - Domain 1 Organizational AVs)

Process Measure	AV Driving	Milestone	Required Due Date	Committed Due Date	Milestone Status	Reviewer Status	AV Awarded
Financial Stability Update	●	1. Finalize PPS finance structure, including reporting structure	12/31/2015	N/A	Completed	Pass & Complete	1
	●	2. Perform network financial health current state assessment and develop financial sustainability strategy to address key issues.	3/31/2016	N/A	Completed	Pass & Complete	
	●	3. Finalize Compliance Plan consistent with New York State Social Services Law 363-d	12/31/2015	N/A	Completed	Pass & Complete	
	●	4. Develop a Value Based Needs Assessment "VNA"	3/31/2017	N/A	Completed	Pass & Complete	
PPS Transition to Value Based	●	5. Develop an implementation plan geared towards addressing the needs identified within your VNA	12/31/2016	12/31/2016	Completed	Pass & Complete	
Additional PPS	●	6. Develop partner engagement schedule for partners for VBP education and training	TBD	N/A	Completed	Pass & Complete	



Save & Return

Print

**Achievement Value (AV) Scorecard DY4, Q4 January 1, 2019 - March 31, 2019 (Payment Mount Sinai PPS, LLC - Domain 1 Organizational AVs**

Transition to Value Based Payment System	●	7. PPS Defined VBP Milestone #7 – Data Analytics	TBD	N/A	Completed	Pass & Complete	
	●	8. PPS Defined VBP Milestone #8 – Care Coordination	TBD	N/A	Completed	Fail	
	The PPS failed to explain how the steps of this milestones relate to the PPS' VBP support implementation plan.						
Additional Financial Stability Topic Areas	●	Major Risks to Implementation & Risk Mitigation Strategies	N/A	N/A	In Process	Pass & Ongoing	N/A
	●	Major Dependencies on Organizational Workstreams	N/A	N/A	In Process	Pass & Ongoing	
	●	Roles and Responsibilities	N/A	N/A	In Process	Pass & Ongoing	
●	Key Stakeholders	N/A	N/A	In Process	Pass & Ongoing		
●	IT Expectations	N/A	N/A	In Process	Pass & Ongoing		
●	Progress Reporting	N/A	N/A	In Process	Pass & Ongoing		



Save & Return

Print

Achievement Value (AV) Scorecard DY4, Q4 January 1, 2019 - March 31, 2019 (Payment Mount Sinai PPS, LLC - Domain 1 Organizational AVs)

<b>Total</b>							<b>1</b>

**Section 04 - Cultural Competency & Health Literacy**

Process Measure	AV Driving	Milestone	Required Due Date	Committed Due Date	Milestone Status	Reviewer Status	AV Awarded
Cultural Competency /Health Literacy	●	1. Finalize cultural competency / health literacy strategy.	12/31/2015	N/A	Completed	Pass & Complete	1
	●	2. Develop a training strategy focused on addressing the drivers of health disparities (beyond the availability of language-appropriate material).	6/30/2016	N/A	Completed	Pass & Complete	
Additional Cultural Competency /Health Literacy	●	Major Risks to Implementation & Risk Mitigation Strategies	N/A	N/A	In Process	Pass & Ongoing	N/A
	●	Major Dependencies on Organizational Workstreams	N/A	N/A	In Process	Pass & Ongoing	
	●	Roles and Responsibilities	N/A	N/A	In Process	Pass & Ongoing	
	●	Key Stakeholders	N/A	N/A	In Process	Pass & Ongoing	



Save & Return

Print

*Achievement Value (AV) Scorecard DY4, Q4 January 1, 2019 - March 31, 2019 (Payment Mount Sinai PPS, LLC - Domain 1 Organizational AVs*

Topic Areas	●						
	●	IT Expectations	N/A	N/A	In Process	Pass & Ongoing	
	●	Progress Reporting	N/A	N/A	In Process	Pass & Ongoing	
<b>Total</b>						<b>1</b>	

Section 05 - IT Systems and Processes								
Process Measure	AV Driving	Milestone	Required Due Date	Committed Due Date	Milestone Status	Reviewer Status	AV Awarded	
IT Systems and Processes	●	1. Perform current state assessment of IT capabilities across network, identifying any critical gaps, including readiness for data sharing and the implementation of interoperable IT platform(s).	9/30/2016	N/A	Complete	Pass & Complete	N/A	
	●	2. Develop an IT Change Management Strategy.	12/31/2016	N/A	Complete	Pass & Complete		
	●	3. Develop roadmap to achieving clinical data sharing and interoperable systems across PPS network	N/A	N/A	In Process	Pass & Ongoing		



Save & Return

Print

*Achievement Value (AV) Scorecard DY4, Q4 January 1, 2019 - March 31, 2019 (Payment Mount Sinai PPS, LLC - Domain 1 Organizational AVs*

	●	4. Develop a specific plan for engaging attributed members in Qualifying Entities	N/A	N/A	In Process	Pass & Ongoing	
	●	5. Develop a data security and confidentiality plan.	6/30/2016	N/A	Complete	Pass & Complete	
Additional IT Systems and Processes Topic Areas	●	Major Risks to Implementation & Risk Mitigation Strategies	N/A	N/A	In Process	Pass & Ongoing	N/A
	●	Major Dependencies on Organizational Workstreams	N/A	N/A	In Process	Pass & Ongoing	
	●	Roles and Responsibilities	N/A	N/A	In Process	Pass & Ongoing	
	●	Key Stakeholders	N/A	N/A	In Process	Pass & Ongoing	
	●	Progress Reporting	N/A	N/A	In Process	Pass & Ongoing	
<b>Total</b>							<b>0</b>



Save & Return

Print

*Achievement Value (AV) Scorecard DY4, Q4 January 1, 2019 - March 31, 2019 (Payment Mount Sinai PPS, LLC - Domain 1 Organizational AVs*

Process Measure	AV Driving	Milestone	Required Due Date	Committed Due Date	Milestone Status	Reviewer Status	AV Awarded
Performance Reporting	●	1. Establish reporting structure for PPS-wide performance reporting and communication.	N/A	N/A	In Process	Pass & Ongoing	N/A
	●	2. Develop training program for organizations and individuals throughout the network, focused on clinical quality and performance reporting.	N/A	N/A	In Process	Pass & Ongoing	
Additional Performance Reporting Topic Areas	●	Major Risks to Implementation & Risk Mitigation Strategies	N/A	N/A	In Process	Pass & Ongoing	N/A
	●	Major Dependencies on Organizational Workstreams	N/A	N/A	In Process	Pass & Ongoing	
	●	Roles and Responsibilities	N/A	N/A	In Process	Pass & Ongoing	
	●	Key Stakeholders	N/A	N/A	In Process	Pass & Ongoing	
	●	IT Expectations	N/A	N/A	In Process	Pass & Ongoing	





Save & Return

Print

**Achievement Value (AV) Scorecard DY4, Q4 January 1, 2019 - March 31, 2019 (Payment Mount Sinai PPS, LLC - Domain 1 Organizational AVs)**

	●						
	●	Progress Reporting	N/A	N/A	In Process	Pass & Ongoing	
<b>Total</b>							<b>0</b>

**Section 07 - Practitioner Engagement**

Process Measure	AV Driving	Milestone	Required Due Date	Committed Due Date	Milestone Status	Reviewer Status	AV Awarded
Practitioner Engagement	●	1. Develop Practitioners communication and engagement plan.	N/A	N/A	In Process	Pass & Ongoing	N/A
	●	2. Develop training / education plan targeting practioners and other professional groups, designed to educate them about the DSRIP program and your PPS-specific quality improvement agenda.	N/A	N/A	In Process	Pass & Ongoing	
	●	Major Risks to Implementation & Risk Mitigation Strategies	N/A	N/A	In Process	Pass & Ongoing	
	●	Major Dependencies on Organizational Workstreams	N/A	N/A	In Process	Pass & Ongoing	



Save & Return

Print

**Achievement Value (AV) Scorecard DY4, Q4 January 1, 2019 - March 31, 2019 (Payment Mount Sinai PPS, LLC - Domain 1 Organizational AVs)**

Additional Practitioner Engagement Topic Areas	●	Roles and Responsibilities	N/A	N/A	In Process	Pass & Ongoing	N/A
	●	Key Stakeholders	N/A	N/A	In Process	Pass & Ongoing	
	●	IT Expectations	N/A	N/A	In Process	Pass & Ongoing	
	●	Progress Reporting	N/A	N/A	In Process	Pass & Ongoing	
<b>Total</b>							<b>0</b>

Section 08 - Population Health Management							
Process Measure	AV Driving	Milestone	Required Due Date	Committed Due Date	Milestone Status	Reviewer Status	AV Awarded
Population Health	●	1. Develop population health management roadmap.	N/A	N/A	In Process	Pass & Ongoing	N/A
Population Health	●	2. Finalize PPS-wide bed reduction plan.	N/A	N/A	In Process	Pass & Ongoing	N/A
	●	Major Risks to Implementation & Risk Mitigation Strategies	N/A	N/A	In Process	Pass & Ongoing	



Save & Return

Print

**Achievement Value (AV) Scorecard DY4, Q4 January 1, 2019 - March 31, 2019 (Payment Mount Sinai PPS, LLC - Domain 1 Organizational AVs)**

Additional Population Health Topic Areas	●						N/A
	●	Major Dependencies on Organizational Workstreams	N/A	N/A	In Process	Pass & Ongoing	
	●						
	●	Roles and Responsibilities	N/A	N/A	In Process	Pass & Ongoing	
	●						
	●	Key Stakeholders	N/A	N/A	In Process	Pass & Ongoing	
	●						
	●	IT Expectations	N/A	N/A	In Process	Pass & Ongoing	
●							
●	Progress Reporting	N/A	N/A	In Process	Pass & Ongoing		
●							
<b>Total</b>						<b>0</b>	

Section 09 - Clinical Integration							
Process Measure	AV Driving	Milestone	Required Due Date	Committed Due Date	Milestone Status	Reviewer Status	AV Awarded
Clinical	●	1. Perform a clinical integration 'needs assessment'.	12/31/2016	N/A	Completed	Pass & Complete	N/A



Save & Return

Print

**Achievement Value (AV) Scorecard DY4, Q4 January 1, 2019 - March 31, 2019 (Payment Mount Sinai PPS, LLC - Domain 1 Organizational AVs**

Integration	●	2. Develop a Clinical Integration strategy.	N/A	N/A	In Process	Pass & Ongoing	N/A
Additional Clinical Integration Topic Areas	●	Major Risks to Implementation & Risk Mitigation Strategies	N/A	N/A	In Process	Pass & Ongoing	N/A
	●	Major Dependencies on Organizational Workstreams	N/A	N/A	In Process	Pass & Ongoing	
	●	Roles and Responsibilities	N/A	N/A	In Process	Pass & Ongoing	
	●	Key Stakeholders	N/A	N/A	In Process	Pass & Ongoing	
●	IT Expectations	N/A	N/A	In Process	Pass & Ongoing		
●	Progress Reporting	N/A	N/A	In Process	Pass & Ongoing		
<b>Total</b>							<b>0</b>



Save & Return

Print

Achievement Value (AV) Scorecard DY4, Q4 January 1, 2019 - March 31, 2019 (Payment Quarter)  
Mount Sinai PPS, LLC AV Adjustments

AV Adjustment Scoresheet								
Adjustment	AVs Per Project	Total Projects Selected	Total AVs Available	Total AVs Awarded		Adjusted AVs	Net AVs Awarded	
				Net Awarded	Percentage AV		Net Awarded	Percentage AV
Organizational Adjustments (applied to all projects)	5.00	10.00	50.00	50.00	100%	0.00	50.00	100%
Project Adjustments (applied to one project only)	Various	10.00	161.00	106.83	66%	0.00	106.83	66%
<b>Total</b>			<b>211.00</b>	<b>156.83</b>	<b>74%</b>	<b>0.00</b>	<b>156.83</b>	<b>74%</b>

Hide Reviewer Comments

Organizational

Project Adjustments

No AV Adjustments	
●	Please note that there are no AV adjustments for Mount Sinai PPS, LLC in DY2, Q1



Save & Return

Print

**Achievement Value (AV) Scorecard DY4, Q4 January 1, 2019 - March 31, 2019 (Payment Quarter)**  
**Mount Sinai PPS, LLC - Project 2.a.i**

Project Snapshot	
<b>Project Domain</b>	System Transformation Projects (Domain 2)
<b>Project ID</b>	2.a.i
<b>Project Title</b>	Create an Integrated Delivery System focused on Evidence Based Medicine and Population Health Management

Payment Snapshot	
<b>DY4, Q4 Payment Available</b>	\$ 2,640,978
<b>DY4, Q4 Payment Earned</b>	\$ 1,214,850

2.a.i Scoresheet									
Domain	Component	Review Status	AVs Available	Net AVs Awarded	Percentage AV	Domain Funding % (DY4)	Domain Funding % (DY4, Q4)	Payment Available (\$)	Net Payment Earned (\$)
Domain 1	Domain 1 Organizational	Complete	5.00	5.00	100%	20%	20%	528,196	528,196
	Project Implementation Speed	N/A	0.00	0.00	0%				
	Patient Engagement Speed	N/A	0.00	0.00	0%				
<b>Domain 1 Subtotal</b>			<b>5.00</b>	<b>5.00</b>	<b>100%</b>	<b>20%</b>	<b>20%</b>	<b>528,196</b>	<b>528,196</b>
Domain 2	Domain 2 Pay for Reporting (P4R)	Complete	5.00	5.00	100%	8%	8%	211,278	211,278
	Domain 2 Pay for Performance (P4P)	Complete	10.00	2.50	25%	72%	72%	1,901,504	475,376
<b>Domain 2 Subtotal</b>			<b>15.00</b>	<b>7.50</b>	<b>50%</b>	<b>80%</b>	<b>80%</b>	<b>2,112,783</b>	<b>686,654</b>
<b>Total</b>			<b>20.00</b>	<b>12.50</b>	<b>63%</b>	<b>100%</b>	<b>100%</b>	<b>2,640,978</b>	<b>1,214,850</b>

Total Project 2.a.i AVs Awarded: 12.5 out of 20

Hide Reviewer Comments

Domain 1 Project Milestones Project 2.a.i						
AV Driving	Project Requirement and Metric/Deliverable	Required Due Date	Committed Due Date	Milestone Status	Reviewer Status	AVs Awarded
	Module 1 - Major risks to implementation and mitigation strategies	Ongoing	N/A		Pass & Ongoing	N/A
Enter Reviewer Comment						



Save & Return

Print

**Achievement Value (AV) Scorecard DY4, Q4 January 1, 2019 - March 31, 2019 (Payment Quarter)**  
**Mount Sinai PPS, LLC - Project 2.a.i**

●	Module 2 - Project Implementation Speed	Ongoing	N/A	In Process	Pass & Ongoing	0.00
	<i>Enter Reviewer Comment</i>					
<b>Total</b>						<b>0.00</b>

Domain 1 Project Prescribed Milestones Project 2.a.i						
AV Driving	Project Requirement and Metric/Deliverable	Required Due Date	Committed Due Date	Milestone Status	Reviewer Status	AVs Awarded
●	1. All PPS providers must be included in the Integrated Delivery System. The IDS should include all medical, behavioral, post-acute, long-term care, and community-based service providers within the PPS network; additionally, the IDS structure must include payers and social service organizations, as necessary to support its strategy.	9/30/2018	9/30/2018	Completed	Fail	N/A
<i>Enter Reviewer Comment</i>						
●	2. Utilize partnering HH and ACO population health management systems and capabilities to implement the PPS' strategy towards evolving into an IDS.	3/31/2017	3/31/2017	Completed	Pass & Complete	N/A
<i>Enter Reviewer Comment</i>						
●	3. Ensure patients receive appropriate health care and community support, including medical and behavioral health, post-acute care, long term care and public health services.	3/31/2017	3/31/2017	Completed	Pass & Complete	N/A
<i>Enter Reviewer Comment</i>						
●	4. Ensure that all PPS safety net providers are actively sharing EHR systems with local health information exchange/RHIO/SHIN-NY and sharing health information among clinical partners, including directed exchange (secure messaging), alerts and patient record look up, by the end of Demonstration Year (DY) 3.	3/31/2018	3/31/2018	Completed	Pass & Complete	N/A



Save & Return

Print

Achievement Value (AV) Scorecard DY4, Q4 January 1, 2019 - March 31, 2019 (Payment Quarter) Mount Sinai PPS, LLC - Project 2.a.i

	<i>Enter Reviewer Comment</i>					
●	5. Ensure that EHR systems used by participating safety net providers meet Meaningful Use and PCMH Level 3 standards and/or APCM by the end of Demonstration Year 3.	3/31/2018	3/31/2018	Completed	Fail	N/A
	<i>Enter Reviewer Comment</i>					
●	6. Perform population health management by actively using EHRs and other IT platforms, including use of targeted patient registries, for all participating safety net providers.	9/30/2018	9/30/2018	Completed	Fail	N/A
	<i>Enter Reviewer Comment</i>					
●	7. Achieve 2014 Level 3 PCMH primary care certification and/or meet state-determined criteria for Advanced Primary Care Models for all participating PCPs, expand access to primary care providers, and meet EHR Meaningful Use standards by the end of DY 3.	3/31/2018	3/31/2018	Completed	Fail	N/A
	<i>Enter Reviewer Comment</i>					
●	8. Contract with Medicaid Managed Care Organizations and other payers, as appropriate, as an integrated system and establish value-based payment arrangements.			In Process	Pass & Ongoing	N/A
	<i>Enter Reviewer Comment</i>					
●	9. Establish monthly meetings with Medicaid MCOs to discuss utilization trends, performance issues, and payment reform.	3/31/2017	3/31/2017	Completed	Pass & Complete	N/A
	<i>Enter Reviewer Comment</i>					
●	10. Re-enforce the transition towards value-based payment reform by aligning provider compensation to patient outcomes.	9/30/2018	9/30/2018	Completed	Pass & Complete	N/A
	<i>Enter Reviewer Comment</i>					





Save & Return

Print

**Achievement Value (AV) Scorecard DY4, Q4 January 1, 2019 - March 31, 2019 (Payment Quarter)**  
**Mount Sinai PPS, LLC - Project 2.a.i**

●	11. Engage patients in the integrated delivery system through outreach and navigation activities, leveraging community health workers, peers, and culturally competent community-based organizations, as	9/30/2017	9/30/2017	Completed	Pass & Complete	N/A
	<i>Enter Reviewer Comment</i>					
<b>Total</b>						<b>0.00</b>

Domain 2 Pay for Reporting			
AV Driving	Measure	Reviewer Status	AVs Awarded
●	Medicaid Spending on ER and Inpatient Services ±	Pass & Ongoing	1
<i>Enter Reviewer Comment</i>			
●	Medicaid spending on Primary Care and community based behavioral health care	Pass & Ongoing	1
<i>Enter Reviewer Comment</i>			
●	Percent of eligible providers with participating agreements with RHIOs, meeting Meaningful Use criteria and able to participate in bidirectional exchange	Pass & Ongoing	1
<i>Enter Reviewer Comment</i>			
●	Percent of PCP meeting PCMH (NCQA) or Advance Primary Care (SHIP) standards	Pass & Ongoing	1
<i>Enter Reviewer Comment</i>			
●	Percent of total Medicaid provider reimbursement received through sub-capitation or other forms of non-FFS reimbursement	Pass & Ongoing	1
<i>Enter Reviewer Comment</i>			
<b>Total</b>			<b>5.00</b>



Save & Return

Print

**Achievement Value (AV) Scorecard DY4, Q4 January 1, 2019 - March 31, 2019 (Payment Quarter)**  
**Mount Sinai PPS, LLC - Project 2.a.i**

Domain 2 Pay for Performance			
AV Driving	Measure	Reviewer Status	AVS Awarded
●	Adult Access to Preventive or Ambulatory Care - 20 to 44 years	Fail	0
	<i>Enter Reviewer Comment</i>		
●	Adult Access to Preventive or Ambulatory Care - 45 to 64 years	Fail	0
	<i>Enter Reviewer Comment</i>		
●	Adult Access to Preventive or Ambulatory Care - 65 and older	Fail	0
	<i>Enter Reviewer Comment</i>		
●	CAHPS Measures - Care Coordination with provider up-to-date about care received from other providers	Fail	0
	<i>Enter Reviewer Comment</i>		
●	Children's Access to Primary Care- 12 to 24 months	Pass & Ongoing	0.25
	<i>Enter Reviewer Comment</i>		
●	Children's Access to Primary Care- 25 months to 6 years	Fail	0
	<i>Enter Reviewer Comment</i>		
●	Children's Access to Primary Care- 7 to 11 years	Fail	0
	<i>Enter Reviewer Comment</i>		
●	Children's Access to Primary Care- 12 to 19 years	Pass & Ongoing	0.25
	<i>Enter Reviewer Comment</i>		
●	Getting Timely Appointments, Care and information (Q6, 8, 10, and 12)	Fail	0
	<i>Enter Reviewer Comment</i>		
●	H-CAHPS – Care Transition Metrics	Fail	0
	<i>Enter Reviewer Comment</i>		
●	Potentially Avoidable Emergency Room Visits	Fail	0
	<i>Enter Reviewer Comment</i>		
●	Potentially Avoidable Readmissions	Pass & Ongoing	1
	<i>Enter Reviewer Comment</i>		
●	PDI 90– Composite of all measures +/-	Pass & Ongoing	1
	<i>Enter Reviewer Comment</i>		
●	PQI 90 – Composite of all measures +/-	Fail	0
	<i>Enter Reviewer Comment</i>		



Save & Return

Print

**Achievement Value (AV) Scorecard DY4, Q4 January 1, 2019 - March 31, 2019 (Payment Quarter)**  
**Mount Sinai PPS, LLC - Project 2.a.i**

●	Primary Care - Length of Relationship - Q3	Fail	0
<i>Enter Reviewer Comment</i>			
●	Primary Care - Usual Source of Care - Q2	Fail	0
<i>Enter Reviewer Comment</i>			
<b>Total</b>			<b>2.50</b>

Save & Return

Print

*Achievement Value (AV) Scorecard DY4, Q4 January 1, 2019 - March 31, 2019 (Payment Quarter)  
Mount Sinai PPS, LLC - Project 2.b.iv*

Project Snapshot	
<b>Project Domain</b>	System Transformation Projects (Domain 2)
<b>Project ID</b>	2.b.iv
<b>Project Title</b>	Care transitions intervention patients with a care transition plan developed prior to discharge.

Payment Snapshot	
<b>DY4, Q4 Payment Available</b>	\$ 1,895,586
<b>DY4, Q4 Payment Earned</b>	\$ 871,969

2.b.iv Scoresheet									
Domain	Component	Review Status	AVs Available	Net AVs Awarded	Percentage AV	Domain Funding % (DY4)	Domain Funding % (DY4, Q4)	Payment Available (\$)	Net Payment Earned (\$)
Domain 1	Domain 1 Organizational	Complete	5.00	5.00	100%	20%	20%	379,117	379,117
	Project Implementation Speed	N/A	0.00	0.00	0%				
	Patient Engagement Speed	Complete	1.00	1.00	100%				
<b>Domain 1 Subtotal</b>			<b>6.00</b>	<b>6.00</b>	<b>100%</b>	<b>20%</b>	<b>20%</b>	<b>379,117</b>	<b>379,117</b>
Domain 2	Domain 2 Pay for Reporting (P4R)	Complete	5.00	5.00	100%	8%	8%	151,647	151,647
	Domain 2 Pay for Performance (P4P)	Complete	10.00	2.50	25%	72%	72%	1,364,822	341,205
<b>Domain 2 Subtotal</b>			<b>15.00</b>	<b>7.50</b>	<b>50%</b>	<b>80%</b>	<b>80%</b>	<b>1,516,469</b>	<b>492,852</b>
<b>Total</b>		<b>Complete</b>	<b>21.00</b>	<b>13.50</b>	<b>64%</b>	<b>100%</b>	<b>100%</b>	<b>1,895,586</b>	<b>871,969</b>

Total Project 2.b.iv AVs Awarded: 13.5 out of 21

Hide Reviewer Comments

Domain 1 Project Milestones Project 2.b.iv						
AV Driving	Project Requirement and Metric/Deliverable	Required Due Date	Committed Due Date	Milestone Status	Reviewer Status	AVs Awarded
	Module 1 - Major risks to implementation and mitigation strategies	Ongoing	N/A	In Process	Pass & Ongoing	N/A



Save & Return

Print

**Achievement Value (AV) Scorecard DY4, Q4 January 1, 2019 - March 31, 2019 (Payment Quarter)**  
**Mount Sinai PPS, LLC - Project 2.b.iv**

	<i>Enter Reviewer Comment</i>					
●	Module 2 - Project Implementation Speed	3/31/2017	3/31/2017	Completed	Pass & Complete	0.00
	<i>Enter Reviewer Comment</i>					
●	Module 3 - Patient Engagement Speed	Ongoing	N/A	In Process	Pass & Ongoing	1
	<i>Enter Reviewer Comment</i>					
<b>Total</b>						<b>1.00</b>

Domain 1 Project Prescribed Milestones - Project 2.b.iv						
AV Driving	Project Requirement and Metric/Deliverable	Required Due Date	Committed Due Date	Milestone Status	Reviewer Status	AVs Awarded
●	1. Develop standardized protocols for a Care Transitions Intervention Model with all participating hospitals, partnering with a home care service or other appropriate community agency.	3/31/2017	3/31/2017	Completed	Pass & Complete	N/A
	<i>Enter Reviewer Comment</i>					
●	2. Engage with the Medicaid Managed Care Organizations and Health Homes to develop transition of care protocols that will ensure appropriate post-discharge protocols are followed.	9/30/2017	9/30/2017	Completed	Pass & Complete	N/A
	<i>Enter Reviewer Comment</i>					
●	3. Ensure required social services participate in the project.	9/30/2017	9/30/2017	Completed	Pass & Complete	N/A
	<i>Enter Reviewer Comment</i>					



Save & Return

Print

**Achievement Value (AV) Scorecard DY4, Q4 January 1, 2019 - March 31, 2019 (Payment Quarter)**  
**Mount Sinai PPS, LLC - Project 2.b.iv**

●	4. Transition of care protocols will include early notification of planned discharges and the ability of the transition care manager to visit the patient in the hospital to develop the transition of care services.	3/31/2017	3/31/2017	Completed	Pass & Complete	N/A
<i>Enter Reviewer Comment</i>						
●	5. Protocols will include care record transitions with timely updates provided to the members' providers, particularly primary care provider.	3/31/2017	3/31/2017	Completed	Pass & Complete	N/A
<i>Enter Reviewer Comment</i>						
●	6. Ensure that a 30-day transition of care period is established.	3/31/2017	3/31/2017	Completed	Pass & Complete	N/A
<i>Enter Reviewer Comment</i>						
●	7. Use EHRs and other technical platforms to track all patients engaged in the project.	3/31/2017	3/31/2017	Completed	Pass & Complete	N/A
<i>Enter Reviewer Comment</i>						
<b>Total</b>						<b>0.00</b>

Domain 2 Pay for Reporting			
AV Driving	Measure	Reviewer Status	AVS Awarded
●	Medicaid Spending on ER and Inpatient Services ±	Pass & Ongoing	1
<i>Enter Reviewer Comment</i>			
●	Medicaid spending on Primary Care and community based behavioral health care	Pass & Ongoing	1
<i>Enter Reviewer Comment</i>			
●	Percent of eligible providers with participating agreements with RHIOs, meeting Meaningful Use criteria and	Pass & Ongoing	1
<i>Enter Reviewer Comment</i>			
●	Percent of PCP meeting PCMH (NCQA) or Advance Primary Care (SHIP) standards	Pass & Ongoing	1
<i>Enter Reviewer Comment</i>			
●	Percent of total Medicaid provider reimbursement received through sub-capitation or other forms of non-FFS	Pass & Ongoing	1



Save & Return

Print

**Achievement Value (AV) Scorecard DY4, Q4 January 1, 2019 - March 31, 2019 (Payment Quarter)**  
**Mount Sinai PPS, LLC - Project 2.b.iv**

<i>Enter Reviewer Comment</i>	
<b>Total</b>	<b>5.00</b>

Domain 2 Pay for Performance			
AV Driving	Measure	Reviewer Status	AVS Awarded
●	Adult Access to Preventive or Ambulatory Care - 20 to 44 years	Fail	0
	<i>Enter Reviewer Comment</i>		
●	Adult Access to Preventive or Ambulatory Care - 45 to 64 years	Fail	0
	<i>Enter Reviewer Comment</i>		
●	Adult Access to Preventive or Ambulatory Care - 65 and older	Fail	0
	<i>Enter Reviewer Comment</i>		
●	CAHPS Measures - Care Coordination with provider up-to-date about care received from other providers	Fail	0
	<i>Enter Reviewer Comment</i>		
●	Children's Access to Primary Care- 12 to 24 months	Pass & Ongoing	0.25
	<i>Enter Reviewer Comment</i>		
●	Children's Access to Primary Care- 25 months to 6 years	Fail	0
	<i>Enter Reviewer Comment</i>		
●	Children's Access to Primary Care- 7 to 11 years	Fail	0
	<i>Enter Reviewer Comment</i>		
●	Children's Access to Primary Care- 12 to 19 years	Pass & Ongoing	0.25
	<i>Enter Reviewer Comment</i>		
●	Getting Timely Appointments, Care and information (Q6, 8, 10, and 12)	Fail	0
	<i>Enter Reviewer Comment</i>		
●	H-CAHPS – Care Transition Metrics	Fail	0
	<i>Enter Reviewer Comment</i>		
●	Potentially Avoidable Emergency Room Visits	Fail	0
	<i>Enter Reviewer Comment</i>		
●	Potentially Avoidable Readmissions	Pass & Ongoing	1
	<i>Enter Reviewer Comment</i>		
●	PDI 90– Composite of all measures +/-	Pass & Ongoing	1



Save & Return

Print

**Achievement Value (AV) Scorecard DY4, Q4 January 1, 2019 - March 31, 2019 (Payment Quarter)**  
**Mount Sinai PPS, LLC - Project 2.b.iv**

●	<i>Enter Reviewer Comment</i>		
●	PQI 90 – Composite of all measures +/-	Fail	0
	<i>Enter Reviewer Comment</i>		
●	Primary Care - Length of Relationship - Q3	Fail	0
	<i>Enter Reviewer Comment</i>		
●	Primary Care - Usual Source of Care - Q2	Fail	0
	<i>Enter Reviewer Comment</i>		
<b>Total</b>			<b>2.50</b>



Save & Return

Print

*Achievement Value (AV) Scorecard DY4, Q4 January 1, 2019 - March 31, 2019 (Payment Quarter)  
Mount Sinai PPS, LLC - Project 2.b.viii*

Project Snapshot	
Project Domain	System Transformation Projects (Domain 2)
Project ID	2.b.viii
Project Title	Hospital-Home Care Collaboration Solutions

Payment Snapshot	
DY4, Q4 Payment Available	\$ 2,054,814
DY4, Q4 Payment Earned	\$ 945,214

2.b.viii Scoresheet									
Domain	Component	Review Status	AVs Available	Net AVs Awarded	Percentage AV	Domain Funding % (DY4)	Domain Funding % (DY4, Q4)	Payment Available (\$)	Net Payment Earned (\$)
Domain 1	Domain 1 Organizational	Complete	5.00	5.00	100%	20%	20%	410,963	410,963
	Project Implementation Speed	N/A	0.00	0.00	0%				
	Patient Engagement Speed	Complete	1.00	1.00	100%				
<b>Domain 1 Subtotal</b>			<b>6.00</b>	<b>6.00</b>	<b>100%</b>	<b>20%</b>	<b>20%</b>	<b>410,963</b>	<b>410,963</b>
Domain 2	Domain 2 Pay for Reporting (P4R)	Complete	5.00	5.00	100%	8%	8%	164,385	164,385
	Domain 2 Pay for Performance (P4P)	Complete	10.00	2.50	25%	72%	72%	1,479,466	369,866
<b>Domain 2 Subtotal</b>			<b>15.00</b>	<b>7.50</b>	<b>50%</b>	<b>80%</b>	<b>80%</b>	<b>1,643,851</b>	<b>534,252</b>
<b>Total</b>		<b>Complete</b>	<b>21.00</b>	<b>13.50</b>	<b>64%</b>	<b>100%</b>	<b>100%</b>	<b>2,054,814</b>	<b>945,214</b>

Total Project 2.b.viii AVs Awarded: 13.5 out of 21

Hide Reviewer Comments

Domain 1 Project Milestones Project 2.b.viii						
AV Driving	Project Requirement and Metric/Deliverable	Required Due Date	Committed Due Date	Milestone Status	Reviewer Status	AVs Awarded
	Module 1 - Major risks to implementation and mitigation strategies	Ongoing	N/A	In Process	Pass & Ongoing	N/A



Save & Return

Print

**Achievement Value (AV) Scorecard DY4, Q4 January 1, 2019 - March 31, 2019 (Payment Quarter)**  
**Mount Sinai PPS, LLC - Project 2.b.viii**

	<i>Enter Reviewer Comment</i>					
●	Module 2 - Project Implementation Speed	Ongoing	N/A	In Process	Pass & Ongoing	0.00
	<i>Enter Reviewer Comment</i>					
●	Module 3 - Patient Engagement Speed	Ongoing	N/A	In Process	Pass & Ongoing	1
	<i>Enter Reviewer Comment</i>					
<b>Total</b>						<b>1.00</b>

Domain 1 Project Prescribed Milestones - Project 2.b.viii						
AV Driving	Project Requirement and Metric/Deliverable	Required Due Date	Committed Due Date	Milestone Status	Reviewer Status	AVs Awarded
●	1. Assemble Rapid Response Teams (hospital/home care) to facilitate patient discharge to home and assure needed home care services are in place, including, if appropriate, hospice.	9/30/2017	9/30/2017	Completed	Pass & Complete	N/A
	<i>Enter Reviewer Comment</i>					
●	2. Ensure home care staff have knowledge and skills to identify and respond to patient risks for readmission, as well as to support evidence-based medicine and chronic care management.	3/31/2017	3/31/2017	Completed	Pass & Complete	N/A
	<i>Enter Reviewer Comment</i>					
●	3. Develop care pathways and other clinical tools for monitoring chronically ill patients, with the goal of early identification of potential instability and intervention to avoid hospital transfer.	3/31/2017	3/31/2017	Completed	Pass & Complete	N/A



Save & Return

Print

**Achievement Value (AV) Scorecard DY4, Q4 January 1, 2019 - March 31, 2019 (Payment Quarter)**  
**Mount Sinai PPS, LLC - Project 2.b.viii**

	<i>Enter Reviewer Comment</i>					
●	4. Educate all staff on care pathways and INTERACT-like principles.	3/31/2017	3/31/2017	Completed	Pass & Complete	N/A
	<i>Enter Reviewer Comment</i>					
●	5. Develop Advance Care Planning tools to assist residents and families in expressing and documenting their wishes for near end of life and end of life care.	3/31/2017	3/31/2017	Completed	Pass & Complete	N/A
	<i>Enter Reviewer Comment</i>					
●	6. Create coaching program to facilitate and support implementation.	3/31/2017	3/31/2017	Completed	Pass & Complete	N/A
	<i>Enter Reviewer Comment</i>					
●	7. Educate patient and family/caretakers, to facilitate participation in planning of care.	3/31/2017	3/31/2017	Completed	Pass & Complete	N/A
	<i>Enter Reviewer Comment</i>					
●	8. Integrate primary care, behavioral health, pharmacy, and other services into the model in order to enhance coordination of care and medication management.	9/30/2017	9/30/2017	Completed	Pass & Complete	N/A
	<i>Enter Reviewer Comment</i>					
●	9. Utilize telehealth/telemedicine to enhance hospital-home care collaborations.	9/30/2017	9/30/2017	Completed	Pass & Complete	N/A
	<i>Enter Reviewer Comment</i>					



Save & Return

Print

**Achievement Value (AV) Scorecard DY4, Q4 January 1, 2019 - March 31, 2019 (Payment Quarter)**  
**Mount Sinai PPS, LLC - Project 2.b.viii**

●	10. Utilize interoperable EHR to enhance communication and avoid medication errors and/or duplicative services.	9/30/2017	9/30/2017	Completed	Pass & Complete	N/A
<i>Enter Reviewer Comment</i>						
●	11. Measure outcomes (including quality assessment/root cause analysis of transfer) in order to identify additional interventions.	9/30/2017	9/30/2017	Completed	Pass & Complete	N/A
<i>Enter Reviewer Comment</i>						
●	12. Use EHRs and other technical platforms to track all patients engaged in the project.	3/31/2017	3/31/2017	Completed	Pass & Complete	N/A
<i>Enter Reviewer Comment</i>						
<b>Total</b>						<b>0.00</b>

Domain 2 Pay for Reporting			
AV Driving	Measure	Reviewer Status	AVS Awarded
●	Medicaid Spending on ER and Inpatient Services ±	Pass & Ongoing	1
<i>Enter Reviewer Comment</i>			
●	Medicaid spending on Primary Care and community based behavioral health care	Pass & Ongoing	1
<i>Enter Reviewer Comment</i>			
●	Percent of eligible providers with participating agreements with RHIOs, meeting Meaningful Use criteria and	Pass & Ongoing	1
<i>Enter Reviewer Comment</i>			
●	Percent of PCP meeting PCMH (NCQA) or Advance Primary Care (SHIP) standards	Pass & Ongoing	1
<i>Enter Reviewer Comment</i>			
●	Percent of total Medicaid provider reimbursement received through sub-capitation or other forms of non-FFS	Pass & Ongoing	1
<i>Enter Reviewer Comment</i>			
<b>Total</b>			<b>5.00</b>

**Domain 2 Pay for Performance**



Save & Return

Print

**Achievement Value (AV) Scorecard DY4, Q4 January 1, 2019 - March 31, 2019 (Payment Quarter)**  
**Mount Sinai PPS, LLC - Project 2.b.viii**

AV Driving	Measure	Reviewer Status	AVS Awarded
●	Adult Access to Preventive or Ambulatory Care - 20 to 44 years <i>Enter Reviewer Comment</i>	Fail	0
●	Adult Access to Preventive or Ambulatory Care - 45 to 64 years <i>Enter Reviewer Comment</i>	Fail	0
●	Adult Access to Preventive or Ambulatory Care - 65 and older <i>Enter Reviewer Comment</i>	Fail	0
●	CAHPS Measures - Care Coordination with provider up-to-date about care received from other providers <i>Enter Reviewer Comment</i>	Fail	0
●	Children's Access to Primary Care- 12 to 24 months <i>Enter Reviewer Comment</i>	Pass & Ongoing	0.25
●	Children's Access to Primary Care- 25 months to 6 years <i>Enter Reviewer Comment</i>	Fail	0
●	Children's Access to Primary Care- 7 to 11 years <i>Enter Reviewer Comment</i>	Fail	0
●	Children's Access to Primary Care- 12 to 19 years <i>Enter Reviewer Comment</i>	Pass & Ongoing	0.25
●	Getting Timely Appointments, Care and information (Q6, 8, 10, and 12) <i>Enter Reviewer Comment</i>	Fail	0
●	H-CAHPS – Care Transition Metrics <i>Enter Reviewer Comment</i>	Fail	0
●	Potentially Avoidable Emergency Room Visits <i>Enter Reviewer Comment</i>	Fail	0
●	Potentially Avoidable Readmissions <i>Enter Reviewer Comment</i>	Pass & Ongoing	1
●	PDI 90– Composite of all measures +/- <i>Enter Reviewer Comment</i>	Pass & Ongoing	1
●	PQI 90 – Composite of all measures +/- <i>Enter Reviewer Comment</i>	Fail	0
●	Primary Care - Length of Relationship - Q3	Fail	0



Save & Return

Print

*Achievement Value (AV) Scorecard DY4, Q4 January 1, 2019 - March 31, 2019 (Payment Quarter)  
Mount Sinai PPS, LLC - Project 2.b.viii*

	<i>Enter Reviewer Comment</i>	
Primary Care - Usual Source of Care - Q2	Fail	0
	<i>Enter Reviewer Comment</i>	
<b>Total</b>		<b>2.50</b>

Save & Return

Print

*Achievement Value (AV) Scorecard DY4, Q4 January 1, 2019 - March 31, 2019 (Payment Quarter)  
Mount Sinai PPS, LLC - Project 2.c.i*

Project Snapshot	
<b>Project Domain</b>	System Transformation Projects (Domain 2)
<b>Project ID</b>	2.c.i
<b>Project Title</b>	To develop a community based health navigation service to assist patients to access healthcare services efficiently

Payment Snapshot	
<b>DY4, Q4 Payment Available</b>	\$ 1,732,076
<b>DY4, Q4 Payment Earned</b>	\$ 796,755

2.c.i Scoresheet									
Domain	Component	Review Status	AVs Available	Net AVs Awarded	Percentage AV	Domain Funding % (DY4)	Domain Funding % (DY4, Q4)	Payment Available (\$)	Net Payment Earned (\$)
Domain 1	Domain 1 Organizational	Complete	5.00	5.00	100%	20%	20%	346,415	346,415
	Project Implementation Speed	N/A	0.00	0.00	0%				
	Patient Engagement Speed	Complete	1.00	1.00	100%				
<b>Domain 1 Subtotal</b>			<b>6.00</b>	<b>6.00</b>	<b>100%</b>	<b>20%</b>	<b>20%</b>	<b>346,415</b>	<b>346,415</b>
Domain 2	Domain 2 Pay for Reporting (P4R)	Complete	5.00	5.00	100%	8%	8%	138,566	138,566
	Domain 2 Pay for Performance (P4P)	Complete	10.00	2.50	25%	72%	72%	1,247,095	311,774
<b>Domain 2 Subtotal</b>			<b>15.00</b>	<b>7.50</b>	<b>50%</b>	<b>80%</b>	<b>80%</b>	<b>1,385,661</b>	<b>450,340</b>
<b>Total</b>		<b>Complete</b>	<b>21.00</b>	<b>13.50</b>	<b>64%</b>	<b>100%</b>	<b>100%</b>	<b>1,732,076</b>	<b>796,755</b>

Total Project 2.c.i AVs Awarded: 13.5 out of 21

Hide Reviewer Comments

Domain 1 Project Milestones Project 2.c.i						
AV Driving	Project Requirement and Metric/Deliverable	Required Due Date	Committed Due Date	Milestone Status	Reviewer Status	AVs Awarded
	Module 1 - Major risks to implementation and mitigation strategies	Ongoing	N/A	In Process	Pass & Ongoing	N/A

Save & Return

Print

**Achievement Value (AV) Scorecard DY4, Q4 January 1, 2019 - March 31, 2019 (Payment Quarter)**  
**Mount Sinai PPS, LLC - Project 2.c.i**

	<i>Enter Reviewer Comment</i>					
●	Module 2 - Project Implementation Speed	Ongoing	N/A	Completed	Pass & Complete	0.00
	<i>Enter Reviewer Comment</i>					
●	Module 3 - Patient Engagement Speed	Ongoing	N/A	In Process	Pass & Ongoing	1
	<i>Enter Reviewer Comment</i>					
<b>Total</b>						<b>1.00</b>

Domain 1 Project Prescribed Milestones - Project 2.c.i						
AV Driving	Project Requirement and Metric/Deliverable	Required Due Date	Committed Due Date	Milestone Status	Reviewer Status	AVs Awarded
●	1. Create community-based health navigation services, with the goal of assisting patients in accessing healthcare services efficiently.	9/30/2017	9/30/2017	Completed	Pass & Complete	N/A
	<i>Enter Reviewer Comment</i>					
●	2. Develop a community care resource guide to assist the community resources and ensure compliance with protocols, under direction from a collaborating program oversight group of medical/behavioral health, community nursing, and social support services providers.	3/31/2017	3/31/2017	Completed	Pass & Complete	N/A
	<i>Enter Reviewer Comment</i>					
●	3. Recruit for community navigators, ideally spearheaded by residents in the targeted area to ensure community familiarity.	3/31/2017	3/31/2017	Completed	Pass & Complete	N/A
	<i>Enter Reviewer Comment</i>					
●	4. Resource appropriately for the community navigators, evaluating placement and service type.	9/30/2017	9/30/2017	Completed	Pass & Complete	N/A





Save & Return

Print

**Achievement Value (AV) Scorecard DY4, Q4 January 1, 2019 - March 31, 2019 (Payment Quarter)**  
**Mount Sinai PPS, LLC - Project 2.c.i**

	<i>Enter Reviewer Comment</i>					
●	5. Provide community navigators with access to non-clinical resources, such as transportation and housing services.	6/30/2017	6/30/2017	Completed	Pass & Complete	N/A
	<i>Enter Reviewer Comment</i>					
●	6. Establish case loads and discharge processes to ensure efficiency in the system for community navigators who are following patients longitudinally.	3/31/2017	3/31/2017	Completed	Pass & Complete	N/A
	<i>Enter Reviewer Comment</i>					
●	7. Market the availability of community-based navigation services.	3/31/2017	3/31/2017	Completed	Pass & Complete	N/A
	<i>Enter Reviewer Comment</i>					
●	8. Use EHRs and other technical platforms to track all patients engaged in the project.	3/31/2017	3/31/2017	Completed	Pass & Complete	N/A
	<i>Enter Reviewer Comment</i>					
<b>Total</b>						<b>0.00</b>

Domain 2 Pay for Reporting			
AV Driving	Measure	Reviewer Status	AVS Awarded
●	Medicaid Spending on ER and Inpatient Services ±	Pass & Ongoing	1
	<i>Enter Reviewer Comment</i>		
●	Medicaid spending on Primary Care and community based behavioral health care	Pass & Ongoing	1
	<i>Enter Reviewer Comment</i>		
●	Percent of eligible providers with participating agreements with RHIOs, meeting Meaningful Use criteria and	Pass & Ongoing	1
	<i>Enter Reviewer Comment</i>		
●	Percent of PCP meeting PCMH (NCQA) or Advance Primary Care (SHIP) standards	Pass & Ongoing	1



Save & Return

Print

**Achievement Value (AV) Scorecard DY4, Q4 January 1, 2019 - March 31, 2019 (Payment Quarter)**  
**Mount Sinai PPS, LLC - Project 2.c.i**

	<i>Enter Reviewer Comment</i>		
●	Percent of total Medicaid provider reimbursement received through sub-capitation or other forms of non-FFS	Pass & Ongoing	1
	<i>Enter Reviewer Comment</i>		
<b>Total</b>			<b>5.00</b>

Domain 2 Pay for Performance			
AV Driving	Measure	Reviewer Status	AVS Awarded
●	Adult Access to Preventive or Ambulatory Care - 20 to 44 years	Fail	0
	<i>Enter Reviewer Comment</i>		
●	Adult Access to Preventive or Ambulatory Care - 45 to 64 years	Fail	0
	<i>Enter Reviewer Comment</i>		
●	Adult Access to Preventive or Ambulatory Care - 65 and older	Fail	0
	<i>Enter Reviewer Comment</i>		
●	CAHPS Measures - Care Coordination with provider up-to-date about care received from other providers	Fail	0
	<i>Enter Reviewer Comment</i>		
●	Children's Access to Primary Care- 12 to 24 months	Pass & Ongoing	0.25
	<i>Enter Reviewer Comment</i>		
●	Children's Access to Primary Care- 25 months to 6 years	Fail	0
	<i>Enter Reviewer Comment</i>		
●	Children's Access to Primary Care- 7 to 11 years	Fail	0
	<i>Enter Reviewer Comment</i>		
●	Children's Access to Primary Care- 12 to 19 years	Pass & Ongoing	0.25
	<i>Enter Reviewer Comment</i>		
●	Getting Timely Appointments, Care and information (Q6, 8, 10, and 12)	Fail	0
	<i>Enter Reviewer Comment</i>		
●	H-CAHPS – Care Transition Metrics	Fail	0
	<i>Enter Reviewer Comment</i>		
●	Potentially Avoidable Emergency Room Visits	Fail	0
	<i>Enter Reviewer Comment</i>		
●	Potentially Avoidable Readmissions	Pass & Ongoing	1



Save & Return

Print

**Achievement Value (AV) Scorecard DY4, Q4 January 1, 2019 - March 31, 2019 (Payment Quarter)**  
**Mount Sinai PPS, LLC - Project 2.c.i**

●	<i>Enter Reviewer Comment</i>		
●	PDI 90– Composite of all measures +/-	Pass & Ongoing	1
	<i>Enter Reviewer Comment</i>		
●	PQI 90 – Composite of all measures +/-	Fail	0
	<i>Enter Reviewer Comment</i>		
●	Primary Care - Length of Relationship - Q3	Fail	0
	<i>Enter Reviewer Comment</i>		
●	Primary Care - Usual Source of Care - Q2	Fail	0
	<i>Enter Reviewer Comment</i>		
<b>Total</b>			<b>2.50</b>



Save & Return

Print

Achievement Value (AV) Scorecard DY4, Q4 January 1, 2019 - March 31, 2019 (Payment Quarter)  
Mount Sinai PPS, LLC - Project 3.a.i

Project Snapshot	
Project Domain	Clinical Improvement Projects (Domain 3)
Project ID	3.a.i
Project Title	Integration of primary care and behavioral health services

Payment Snapshot	
DY4, Q4 Payment Available	\$ 1,691,345
DY4, Q4 Payment Earned	\$ 803,389

3.a.i Scoresheet									
Domain	Component	Review Status	AVs Available	Net AVs Awarded	Percentage AV	Domain Funding % (DY4)	Domain Funding % (DY4, Q4)	Payment Available (\$)	Net Payment Earned (\$)
Domain 1	Domain 1 Organizational	Complete	5.00	5.00	100%	20%	20%	338,269	338,269
	Project Implementation Speed	N/A	0.00	0.00	0%				
	Patient Engagement Speed	Complete	1.00	1.00	100%				
<b>Domain 1 Subtotal</b>			<b>6.00</b>	<b>6.00</b>	<b>100%</b>	<b>20%</b>	<b>20%</b>	<b>338,269</b>	<b>338,269</b>
Domain 3	Domain 3 Pay for Reporting (P4R)	Complete	10.00	10.00	100%	10%	10%	169,135	169,135
	Domain 3 Pay for Performance		10.00	2.50	25%	70%	70%	1,183,942	295,985
<b>Domain 3 Subtotal</b>			<b>20.00</b>	<b>12.50</b>	<b>63%</b>	<b>80%</b>	<b>80%</b>	<b>1,353,076</b>	<b>465,120</b>
<b>Total</b>		<b>Complete</b>	<b>26.00</b>	<b>18.50</b>	<b>71%</b>	<b>100%</b>	<b>100%</b>	<b>1,691,345</b>	<b>803,389</b>

Total Project 3.a.i AVs Awarded: 18.5 out of 26

Hide Reviewer Comments

Domain 1 Project Milestones Project 3.a.i						
AV Driving	Project Requirement and Metric/Deliverable	Required Due Date	Committed Due Date	Milestone Status	Reviewer Status	AVs Awarded
	Module 1 - Major risks to implementation and mitigation strategies	Ongoing	N/A	In Process	Pass & Ongoing	N/A



Save & Return

Print

**Achievement Value (AV) Scorecard DY4, Q4 January 1, 2019 - March 31, 2019 (Payment Quarter)**  
**Mount Sinai PPS, LLC - Project 3.a.i**

	<i>Enter Reviewer Comment</i>					
●	Module 2 - Project Implementation Speed	Ongoing	N/A	In Process	Pass & Ongoing	0.00
	<i>Enter Reviewer Comment</i>					
●	Module 3 - Patient Engagement Speed	Ongoing	N/A	In Process	Pass & Ongoing	1
	<i>Enter Reviewer Comment</i>					
<b>Total</b>						<b>1</b>

**Domain 1 Project Prescribed Milestones - Project 3.a.i Models 1, 2 and 3**

3.a.i Model 1     3.a.i Model 2     3.a.i Model 3

Model	AV Driving	Project Requirement and Metric/Deliverable	Required Due Date	Committed Due Date	Milestone Status	Reviewer Status	AVs Awarded
3.a.i Model 1	●	1. Co-locate behavioral health services at primary care practice sites. All participating primary care practices must meet 2014 NCQA level 3 PCMH or Advance Primary Care Model standards by DY 3.	3/31/2018	3/31/2018	Completed	Pass & Complete	N/A
		<i>Enter Reviewer Comment</i>					
	●	2. Develop collaborative evidence-based standards of care including medication management and care engagement process.	3/31/2017	3/31/2017	Completed	Pass & Complete	N/A
		<i>Enter Reviewer Comment</i>					



Save & Return

Print

Achievement Value (AV) Scorecard DY4, Q4 January 1, 2019 - March 31, 2019 (Payment Quarter)  
Mount Sinai PPS, LLC - Project 3.a.i

	●	3. Conduct preventive care screenings, including behavioral health screenings (PHQ-2 or 9 for those screening positive, SBIRT) implemented for all patients to identify unmet needs.	3/31/2018	3/31/2018	Completed	Pass & Complete	N/A
		<i>Enter Reviewer Comment</i>					
	●	4. Use EHRs or other technical platforms to track all patients engaged in this project.	3/31/2017	3/31/2017	Completed	Pass & Complete	N/A
		<i>Enter Reviewer Comment</i>					
3.a.i Model 2	●	5. Co-locate primary care services at behavioral health sites.	3/31/2018	3/31/2018	Completed	Pass & Complete	N/A
		<i>Enter Reviewer Comment</i>					
	●	6. Develop collaborative evidence-based standards of care including medication management and care engagement process.	3/31/2017	3/31/2017	Completed	Pass & Complete	N/A
		<i>Enter Reviewer Comment</i>					
	●	7. Conduct preventive care screenings, including behavioral health screenings (PHQ-2 or 9 for those screening positive, SBIRT) implemented for all patients to identify unmet needs.	3/31/2018	3/31/2018	Completed	Pass & Complete	N/A
		<i>Enter Reviewer Comment</i>					
	●	8. Use EHRs or other technical platforms to track all patients engaged in this project.	3/31/2017	3/31/2017	Completed	Pass & Complete	N/A
		<i>Enter Reviewer Comment</i>					
	●	9. Implement IMPACT Model at Primary Care Sites.	3/31/2018	3/31/2018	Completed	Pass & Complete	N/A



Save & Return

Print

**Achievement Value (AV) Scorecard DY4, Q4 January 1, 2019 - March 31, 2019 (Payment Quarter)**  
**Mount Sinai PPS, LLC - Project 3.a.i**

3.a.i Model 3		<i>Enter Reviewer Comment</i>							
	●	10. Utilize IMPACT Model collaborative care standards, including developing coordinated evidence-based care standards and policies and procedures for care engagement.	3/31/2017	3/31/2017	Completed	Pass & Complete	N/A		
		<i>Enter Reviewer Comment</i>							
	●	11. Employ a trained Depression Care Manager meeting requirements of the IMPACT model.	3/31/2017	3/31/2017	Completed	Pass & Complete	N/A		
		<i>Enter Reviewer Comment</i>							
	●	12. Designate a Psychiatrist meeting requirements of the IMPACT Model.	3/31/2017	3/31/2017	Completed	Pass & Complete	N/A		
		<i>Enter Reviewer Comment</i>							
	●	13. Measure outcomes as required in the IMPACT Model.	3/31/2018	3/31/2018	Completed	Fail	N/A		
		<i>Enter Reviewer Comment</i>							
	●	14. Provide "stepped care" as required by the IMPACT Model.	3/31/2018	3/31/2018	Completed	Pass & Complete	N/A		
		<i>Enter Reviewer Comment</i>							
	●	15. Use EHRs or other technical platforms to track all patients engaged in this project.	3/31/2017	3/31/2017	Completed	Pass & Complete	N/A		
		<i>Enter Reviewer Comment</i>							
	<b>Total</b>							<b>0</b>	

Domain 3 Pay for Reporting



Save & Return

Print

*Achievement Value (AV) Scorecard DY4, Q4 January 1, 2019 - March 31, 2019 (Payment Quarter)  
Mount Sinai PPS, LLC - Project 3.a.i*

AV Driving	Measure	Reviewer Status	AVs Awarded
●	Adherence to Antipsychotic Medications for People with Schizophrenia	Pass & Ongoing	1
●	Antidepressant Medication Management - Effective Acute Phase Treatment	Pass & Ongoing	0.5
●	Antidepressant Medication Management - Effective Continuation Phase Treatment	Pass & Ongoing	0.5
●	Cardiovascular Monitoring for People with Cardiovascular Disease and Schizophrenia	Pass & Ongoing	1
●	Diabetes Monitoring for People with Diabetes and Schizophrenia	Pass & Ongoing	1
●	Diabetes Screening for People with Schizophrenia or Bipolar Disease who are Using Antipsychotic Medication	Pass & Ongoing	1
●	Follow-up after hospitalization for Mental Illness - within 30 days	Pass & Ongoing	0.5





Save & Return

*Achievement Value (AV) Scorecard DY4, Q4 January 1, 2019 - March 31, 2019 (Payment Quarter)  
Mount Sinai PPS, LLC - Project 3.a.i*

Print

●	Follow-up after hospitalization for Mental Illness - within 7 days	Pass & Ongoing	0.5
●	Follow-up care for Children Prescribed ADHD Medications - Continuation Phase	Pass & Ongoing	0.5
●	Follow-up care for Children Prescribed ADHD Medications - Initiation Phase	Pass & Ongoing	0.5
●	Engagement of Alcohol and Other Drug Dependence Treatment (initiation and 2 visits within 44 days)	Pass & Ongoing	0.5
●	Initiation of Alcohol and Other Drug Dependence Treatment (1 visit within 14 days)	Pass & Ongoing	0.5
●	Potentially Preventable Emergency Department Visits (for persons with BH diagnosis) ±	Pass & Ongoing	1
●	Screening for Clinical Depression and follow-up	Pass & Ongoing	1
<b>Total</b>			<b>10.00</b>

Domain 3 Pay for Performance



Save & Return

Print

*Achievement Value (AV) Scorecard DY4, Q4 January 1, 2019 - March 31, 2019 (Payment Quarter)  
Mount Sinai PPS, LLC - Project 3.a.i*

AV Driving	Measure	Reviewer Status	AVS Awarded
●	Adherence to Antipsychotic Medications for People with Schizophrenia	Fail	0
●	Antidepressant Medication Management - Effective Acute Phase Treatment	Fail	0
●	Antidepressant Medication Management - Effective Continuation Phase Treatment	Pass & Ongoing	0.5
●	Cardiovascular Monitoring for People with Cardiovascular Disease and Schizophrenia	Pass & Ongoing	1
●	Diabetes Monitoring for People with Diabetes and Schizophrenia	Fail	0
●	Diabetes Screening for People with Schizophrenia or Bipolar Disease who are Using Antipsychotic Medication	Fail	0
●	Follow-up after hospitalization for Mental Illness - within 30 days	Fail	0
●	Follow-up after hospitalization for Mental Illness - within 7 days	Fail	0
●	Follow-up care for Children Prescribed ADHD Medications - Continuation Phase	Fail	0
●	Follow-up care for Children Prescribed ADHD Medications - Initiation Phase	Fail	0
●	Engagement of Alcohol and Other Drug Dependence Treatment (initiation and 2 visits within 44 days)	Fail	0
●	Initiation of Alcohol and Other Drug Dependence Treatment (1 visit within 14 days)	Fail	0
●	Potentially Preventable Emergency Department Visits (for persons with BH diagnosis) ±	Fail	0
●	Screening for Clinical Depression and follow-up	Pass & Ongoing	1
<b>Total</b>			<b>2.50</b>

Save & Return

Print

*Achievement Value (AV) Scorecard DY4, Q4 January 1, 2019 - March 31, 2019 (Payment Quarter)  
Mount Sinai PPS, LLC - Project 3.a.iii*

Project Snapshot	
Project Domain	Clinical Improvement Projects (Domain 3)
Project ID	3.a.iii
Project Title	Implementation of Evidence-Based Medication Adherence Program (MAP) in Community Based Sites for Behavioral Health Medication Compliance

Payment Snapshot	
DY4, Q4 Payment Available	\$ 1,414,349
DY4, Q4 Payment Earned	\$ 624,671

3.a.iii Scoresheet									
Domain	Component	Review Status	AVs Available	Net AVs Awarded	Percentage AV	Domain Funding % (DY4)	Domain Funding % (DY4, Q4)	Payment Available (\$)	Net Payment Earned (\$)
Domain 1	Domain 1 Organizational	Complete	5.00	5.00	100%	20%	20%	282,870	235,725
	Project Implementation Speed	N/A	0.00	0.00	0%				
	Patient Engagement Speed	Complete	1.00	0.00	0%				
<b>Domain 1 Subtotal</b>			<b>6.00</b>	<b>5.00</b>	<b>83%</b>	<b>20%</b>	<b>20%</b>	<b>282,870</b>	<b>235,725</b>
Domain 3	Domain 3 Pay for Reporting (P4R)	Complete	10.00	10.00	100%	10%	10%	141,435	141,435
	Domain 3 Pay for Performance (P4P)		10.00	2.50	25%	70%	70%	990,044	247,511
<b>Domain 3 Subtotal</b>			<b>20.00</b>	<b>12.50</b>	<b>63%</b>	<b>80%</b>	<b>80%</b>	<b>1,131,479</b>	<b>388,946</b>
<b>Total</b>		<b>Complete</b>	<b>26.00</b>	<b>17.50</b>	<b>67%</b>	<b>100%</b>	<b>100%</b>	<b>1,414,349</b>	<b>624,671</b>

Total Project 3.a.iii AVs Awarded: 17.5 out of 26

Hide Reviewer Comments

Domain 1 Project Milestones Project 3.a.iii						
AV Driving	Project Requirement and Metric/Deliverable	Required Due Date	Committed Due Date	Milestone Status	Reviewer Status	AVs Awarded
	Module 1 - Major risks to implementation and mitigation strategies	Ongoing	N/A	In Process	Pass & Ongoing	N/A

Save & Return

Print

**Achievement Value (AV) Scorecard DY4, Q4 January 1, 2019 - March 31, 2019 (Payment Quarter)**  
**Mount Sinai PPS, LLC - Project 3.a.iii**

	<i>Enter Reviewer Comment</i>					
●	Module 2 - Project Implementation Speed	Ongoing	N/A	In Process	Pass & Ongoing	0.00
	<i>Enter Reviewer Comment</i>					
●	Module 3 - Patient Engagement Speed	Ongoing	N/A	In Process	Fail	0
	<i>Enter Reviewer Comment</i>					
<b>Total</b>						<b>0.00</b>

Domain 1 Project Prescribed Milestones - Project 3.a.iii						
AV Driving	Project Requirement and Metric/Deliverable	Required Due Date	Committed Due Date	Milestone Status	Reviewer Status	AVs Awarded
●	1. Develop a medication adherence program to improve behavioral health medication adherence through culturally-competent health literacy initiatives including methods based on the Fund for Public Health NY's Medication Adherence Project (MAP).	3/31/2018	3/31/2018	Completed	Pass & Complete	N/A
	<i>Enter Reviewer Comment</i>					
●	2. Form care teams including practitioners, care managers including Health Home care managers, social workers and pharmacists who are engaged with the behavioral health population.	3/31/2017	3/31/2017	Completed	Pass & Complete	N/A
	<i>Enter Reviewer Comment</i>					
●	3. Use EHRs or other technical platforms to track all patients engaged in this project.	3/31/2017	3/31/2017	Completed	Pass & Complete	N/A
	<i>Enter Reviewer Comment</i>					



Save & Return

Print

**Achievement Value (AV) Scorecard DY4, Q4 January 1, 2019 - March 31, 2019 (Payment Quarter)**  
**Mount Sinai PPS, LLC - Project 3.a.iii**

●	4. Coordinate with Medicaid Managed Care Plans to improve medication adherence.	3/31/2018	3/31/2018	Completed	Pass & Complete	N/A
<i>Enter Reviewer Comment</i>						
<b>Total</b>						<b>0.00</b>

Domain 3 Pay for Reporting			
AV Driving	Measure	Reviewer Status	AVs Awarded
●	Adherence to Antipsychotic Medications for People with Schizophrenia	Pass & Ongoing	1
<i>Enter Reviewer Comment</i>			
●	Antidepressant Medication Management - Effective Acute Phase Treatment	Pass & Ongoing	0.5
<i>Enter Reviewer Comment</i>			
●	Antidepressant Medication Management - Effective Continuation Phase Treatment	Pass & Ongoing	0.5
<i>Enter Reviewer Comment</i>			
●	Cardiovascular Monitoring for People with Cardiovascular Disease and Schizophrenia	Pass & Ongoing	1
<i>Enter Reviewer Comment</i>			
●	Diabetes Monitoring for People with Diabetes and Schizophrenia	Pass & Ongoing	1
<i>Enter Reviewer Comment</i>			
●	Diabetes Screening for People with Schizophrenia or Bipolar Disease who are Using Antipsychotic Medication	Pass & Ongoing	1



Save & Return

Print

*Achievement Value (AV) Scorecard DY4, Q4 January 1, 2019 - March 31, 2019 (Payment Quarter)  
Mount Sinai PPS, LLC - Project 3.a.iii*

●			
●	Follow-up after hospitalization for Mental Illness - within 30 days	Pass & Ongoing	0.5
●	Follow-up after hospitalization for Mental Illness - within 7 days	Pass & Ongoing	0.5
●	Follow-up care for Children Prescribed ADHD Medications - Continuation Phase	Pass & Ongoing	0.5
●	Follow-up care for Children Prescribed ADHD Medications - Initiation Phase	Pass & Ongoing	0.5
●	Engagement of Alcohol and Other Drug Dependence Treatment (initiation and 2 visits within 44 days)	Pass & Ongoing	0.5
●	Initiation of Alcohol and Other Drug Dependence Treatment (1 visit within 14 days)	Pass & Ongoing	0.5
●	Potentially Preventable Emergency Department Visits (for persons with BH diagnosis) ±	Pass & Ongoing	1



Save & Return

Print

*Achievement Value (AV) Scorecard DY4, Q4 January 1, 2019 - March 31, 2019 (Payment Quarter)  
Mount Sinai PPS, LLC - Project 3.a.iii*

●	Screening for Clinical Depression and follow-up	Pass & Ongoing	1
<b>Total</b>			
			<b>10.00</b>

Domain 3 Pay for Performance			
AV Driving	Measure	Reviewer Status	AVS Awarded
●	Adherence to Antipsychotic Medications for People with Schizophrenia	Fail	0
●	Antidepressant Medication Management - Effective Acute Phase Treatment	Fail	0
●	Antidepressant Medication Management - Effective Continuation Phase Treatment	Pass & Ongoing	0.5
●	Cardiovascular Monitoring for People with Cardiovascular Disease and Schizophrenia	Pass & Ongoing	1
●	Diabetes Monitoring for People with Diabetes and Schizophrenia	Fail	0
●	Diabetes Screening for People with Schizophrenia or Bipolar Disease who are Using Antipsychotic Medication	Fail	0
●	Follow-up after hospitalization for Mental Illness - within 30 days	Fail	0
●	Follow-up after hospitalization for Mental Illness - within 7 days	Fail	0
●	Follow-up care for Children Prescribed ADHD Medications - Continuation Phase	Fail	0
●	Follow-up care for Children Prescribed ADHD Medications - Initiation Phase	Fail	0
●	Engagement of Alcohol and Other Drug Dependence Treatment (initiation and 2 visits within 44 days)	Fail	0



Save & Return

Print

*Achievement Value (AV) Scorecard DY4, Q4 January 1, 2019 - March 31, 2019 (Payment Quarter)  
Mount Sinai PPS, LLC - Project 3.a.iii*

●	Initiation of Alcohol and Other Drug Dependence Treatment (1 visit within 14 days)	Fail	0
●	Potentially Preventable Emergency Department Visits (for persons with BH diagnosis) ±	Fail	0
●	Screening for Clinical Depression and follow-up	Pass & Ongoing	1
<b>Total</b>			<b>2.50</b>



Save & Return

Print

**Achievement Value (AV) Scorecard DY4, Q4 January 1, 2019 - March 31, 2019 (Payment Quarter)**  
**Mount Sinai PPS, LLC - Project 3.b.i**

Project Snapshot	
Project Domain	Clinical Improvement Projects (Domain 3)
Project ID	3.b.i
Project Title	Evidence-based strategies for disease management in high risk/affected populations. (adult only)

Payment Snapshot	
DY4, Q4 Payment Available	\$ 2,178,279
DY4, Q4 Payment Earned	\$ 896,938

3.b.i Scoresheet									
Domain	Component	Review Status	AVs Available	Net AVs Awarded	Percentage AV	Domain Funding % (DY4)	Domain Funding % (DY4, Q4)	Payment Available (\$)	Net Payment Earned (\$)
Domain 1	Domain 1 Organizational	Complete	5.00	5.00	100%	20%	12%	256,268	213,557
	Project Implementation Speed	N/A	0.00	0.00	0%				
	Patient Engagement Speed	Complete	1.00	0.00	0%				
<b>Domain 1 Subtotal</b>			<b>6.00</b>	<b>5.00</b>	<b>83%</b>	<b>20%</b>	<b>12%</b>	<b>256,268</b>	<b>213,557</b>
Domain 3	Domain 3 Pay for Reporting (P4R)	Complete	7.00	7.00	100%	10%	6%	128,134	128,134
	Domain 3 Pay for Performance (P4P)		7.00	2.17	31%	70%	82%	1,793,877	555,248
<b>Domain 3 Subtotal</b>			<b>14.00</b>	<b>9.17</b>	<b>65%</b>	<b>80%</b>	<b>88%</b>	<b>1,922,011</b>	<b>683,382</b>
<b>Total</b>		<b>Complete</b>	<b>20.00</b>	<b>14.17</b>	<b>71%</b>	<b>100%</b>	<b>100%</b>	<b>2,178,279</b>	<b>896,938</b>

Total Project 3.b.i AVs Awarded: 14.17 out of 20

Hide Reviewer Comments

Domain 1 Project Milestones Project 3.b.i						
AV Driving	Project Requirement and Metric/Deliverable	Required Due Date	Committed Due Date	Milestone Status	Reviewer Status	AVs Awarded
	Module 1 - Major risks to implementation and mitigation strategies	Ongoing	N/A	In Process	Pass & Ongoing	N/A



Save & Return

Print

**Achievement Value (AV) Scorecard DY4, Q4 January 1, 2019 - March 31, 2019 (Payment Quarter)  
Mount Sinai PPS, LLC - Project 3.b.i**

	<i>Enter Reviewer Comment</i>					
●	Module 2 - Project Implementation Speed	Ongoing	N/A	In Process	Pass & Ongoing	0.00
	<i>Enter Reviewer Comment</i>					
●	Module 3 - Patient Engagement Speed	Ongoing	N/A	In Process	Fail	0
	<i>Enter Reviewer Comment</i>					
<b>Total</b>						<b>0.00</b>

Domain 1 Project Prescribed Milestones - Project 3.b.i						
AV Driving	Project Requirement and Metric/Deliverable	Required Due Date	Committed Due Date	Milestone Status	Reviewer Status	AVs Awarded
●	1. Implement program to improve management of cardiovascular disease using evidence-based strategies in the ambulatory and community care setting.	3/31/2018	3/31/2018	Completed	Pass & Complete	N/A
	<i>Enter Reviewer Comment</i>					
●	2. Ensure that all PPS safety net providers are actively connected to EHR systems with local health information exchange/RHIO/SHIN-NY and share health information among clinical partners, including direct exchange (secure messaging), alerts and patient record look up, by the end of DY 3.	3/31/2018	3/31/2018	Completed	Fail	N/A
	<i>Enter Reviewer Comment</i>					
●	3. Ensure that EHR systems used by participating safety net providers meet Meaningful Use and PCMH Level 3 standards and/or APCM by the end of Demonstration Year 3.	3/31/2018	3/31/2018	Completed	Fail	N/A
	<i>Enter Reviewer Comment</i>					



Save & Return

Print

Achievement Value (AV) Scorecard DY4, Q4 January 1, 2019 - March 31, 2019 (Payment Quarter)  
Mount Sinai PPS, LLC - Project 3.b.i

●	4. Use EHRs or other technical platforms to track all patients engaged in this project.	3/31/2017	3/31/2017	Completed	Pass & Complete	N/A
	Enter Reviewer Comment					
●	5. Use the EHR to prompt providers to complete the 5 A's of tobacco control (Ask, Assess, Advise, Assist, and Arrange).	3/31/2018	3/31/2018	Completed	Pass & Complete	N/A
	Enter Reviewer Comment					
●	6. Adopt and follow standardized treatment protocols for hypertension and elevated cholesterol.	3/31/2017	3/31/2017	Completed	Pass & Complete	N/A
	Enter Reviewer Comment					
●	7. Develop care coordination teams including use of nursing staff, pharmacists, dieticians and community health workers to address lifestyle changes, medication adherence, health literacy issues, and patient self-efficacy and confidence in self-management.	3/31/2017	3/31/2017	Completed	Pass & Complete	N/A
	Enter Reviewer Comment					
●	8. Provide opportunities for follow-up blood pressure checks without a copayment or advanced appointment.	3/31/2018	3/31/2018	Completed	Pass & Complete	N/A
	Enter Reviewer Comment					
●	9. Ensure that all staff involved in measuring and recording blood pressure are using correct measurement techniques and equipment.	3/31/2017	3/31/2017	Completed	Pass & Complete	N/A
	Enter Reviewer Comment					
●	10. Identify patients who have repeated elevated blood pressure readings in the medical record but do not have a diagnosis of hypertension and schedule them for a hypertension visit.	3/31/2018	3/31/2018	Completed	Pass & Complete	N/A
	Enter Reviewer Comment					



Save & Return

Print

Achievement Value (AV) Scorecard DY4, Q4 January 1, 2019 - March 31, 2019 (Payment Quarter) Mount Sinai PPS, LLC - Project 3.b.i

●	11. 'Prescribe once-daily regimens or fixed-dose combination pills when appropriate.	3/31/2017	3/31/2017	Completed	Pass & Complete	N/A
<i>Enter Reviewer Comment</i>						
●	12. Document patient driven self-management goals in the medical record and review with patients at each visit.	3/31/2018	3/31/2018	Completed	Pass & Complete	N/A
<i>Enter Reviewer Comment</i>						
●	13. Follow up with referrals to community based programs to document participation and behavioral and health status changes.	3/31/2018	3/31/2018	Completed	Pass & Complete	N/A
<i>Enter Reviewer Comment</i>						
●	14. Develop and implement protocols for home blood pressure monitoring with follow up support.	3/31/2017	3/31/2017	Completed	Pass & Complete	N/A
<i>Enter Reviewer Comment</i>						
●	15. Generate lists of patients with hypertension who have not had a recent visit and schedule a follow up visit.	3/31/2017	3/31/2017	Completed	Pass & Complete	N/A
<i>Enter Reviewer Comment</i>						
●	16. Facilitate referrals to NYS Smoker's Quitline.	3/31/2017	3/31/2017	Completed	Pass & Complete	N/A
<i>Enter Reviewer Comment</i>						
●	17. Perform additional actions including "hot spotting" strategies in high risk neighborhoods, linkages to Health Homes for the highest risk	3/31/2018	3/31/2018	Completed	Pass & Complete	N/A
<i>Enter Reviewer Comment</i>						
●	18. Adopt strategies from the Million Hearts Campaign.	3/31/2017	3/31/2017	Completed	Pass & Complete	N/A



Save & Return

Print

**Achievement Value (AV) Scorecard DY4, Q4 January 1, 2019 - March 31, 2019 (Payment Quarter)**  
**Mount Sinai PPS, LLC - Project 3.b.i**

	<i>Enter Reviewer Comment</i>					
●	19. Form agreements with the Medicaid Managed Care organizations serving the affected population to coordinate services under this project.	3/31/2018	3/31/2018	Completed	Pass & Complete	N/A
	<i>Enter Reviewer Comment</i>					
●	20. Engage a majority (at least 80%) of primary care providers in this project.	3/31/2017	3/31/2017	Completed	Pass & Complete	N/A
	<i>Enter Reviewer Comment</i>					
<b>Total</b>						<b>0.00</b>

Domain 3 Pay for Performance and Pay for Reporting			
AV Driving	Measure	Reviewer Status	AVs Awarded
●	Controlling High Blood Pressure	Pass & Ongoing	1
	<i>Enter Reviewer Comment</i>		
●	Flu Shots for Adults Ages 18 – 64	Pass & Ongoing	1
	<i>Enter Reviewer Comment</i>		
●	Health Literacy - Instructions Easy to Understand	Pass & Ongoing	0.3333333
	<i>Enter Reviewer Comment</i>		
●	Health Literacy - Described How to Follow Instructions	Pass & Ongoing	0.3333333
	<i>Enter Reviewer Comment</i>		



Save & Return

Print

*Achievement Value (AV) Scorecard DY4, Q4 January 1, 2019 - March 31, 2019 (Payment Quarter)  
Mount Sinai PPS, LLC - Project 3.b.i*

●	Health Literacy - Explained What to do if Illness Got Worse	Pass & Ongoing	0.3333333
●	Medical Assistance with Smoking and Tobacco Use Cessation - Advised to Quit	Pass & Ongoing	0.3333333
●	Medical Assistance with Smoking and Tobacco Use Cessation - Discussed Cessation Medication	Pass & Ongoing	0.3333333
●	Medical Assistance with Smoking and Tobacco Use Cessation - Discussed Cessation Strategies	Pass & Ongoing	0.3333333
●	Statin Therapy for Patients with Cardiovascular Disease - Received Statin Therapy	Pass & Ongoing	0.5
●	Statin Therapy for Patients with Cardiovascular Disease - Statin Adherence 80%	Pass & Ongoing	0.5
●	Prevention Quality Indicator # 8 (Heart Failure) ±	Pass & Ongoing	1
●	Prevention Quality Indicator # 7 (HTN) ±	Pass & Ongoing	1



Save & Return

Print

*Achievement Value (AV) Scorecard DY4, Q4 January 1, 2019 - March 31, 2019 (Payment Quarter)  
Mount Sinai PPS, LLC - Project 3.b.i*

Total		7.00
-------	--	------

Domain 3 Pay for Performance			
AV Driving	Measure	Reviewer Status	AVS Awarded
●	Controlling High Blood Pressure	Pass & Ongoing	1
●	Flu Shots for Adults Ages 18 – 64	Fail	0
●	Health Literacy - Instructions Easy to Understand	Fail	0
●	Health Literacy - Described How to Follow Instructions	Pass & Ongoing	0.3333333
●	Health Literacy - Explained What to do if Illness Got Worse	Fail	0
●	Medical Assistance with Smoking and Tobacco Use Cessation - Advised to Quit	Pass & Ongoing	0.3333333
●	Medical Assistance with Smoking and Tobacco Use Cessation - Discussed Cessation Medication	Fail	0
●	Medical Assistance with Smoking and Tobacco Use Cessation - Discussed Cessation Strategies	Fail	0
●	Statin Therapy for Patients with Cardiovascular Disease - Received Statin Therapy	Pass & Ongoing	0.5
●	Statin Therapy for Patients with Cardiovascular Disease - Statin Adherence 80%	Fail	0
●	Prevention Quality Indicator # 8 (Heart Failure) ±	Fail	0
●	Prevention Quality Indicator # 7 (HTN) ±	Fail	0



Save & Return

Print

*Achievement Value (AV) Scorecard DY4, Q4 January 1, 2019 - March 31, 2019 (Payment Quarter)  
Mount Sinai PPS, LLC - Project 3.b.i*

Total	2.17
-------	------



Save & Return

Print

**Achievement Value (AV) Scorecard DY4, Q4 January 1, 2019 - March 31, 2019 (Payment Quarter)**  
**Mount Sinai PPS, LLC - Project 3.c.i**

Project Snapshot	
<b>Project Domain</b>	Clinical Improvement Projects (Domain 3)
<b>Project ID</b>	3.c.i
<b>Project Title</b>	Evidence-based strategies for disease management in high risk/affected populations. (adult only)

Payment Snapshot	
<b>DY4, Q4 Payment Available</b>	\$ 2,264,078
<b>DY4, Q4 Payment Earned</b>	\$ 1,538,981

3.c.i Scoresheet									
Domain	Component	Review Status	AVs Available	Net AVs Awarded	Percentage AV	Domain Funding % (DY4)	Domain Funding % (DY4, Q4)	Payment Available (\$)	Net Payment Earned (\$)
Domain 1	Domain 1 Organizational	Complete	5.00	5.00	100%	20%	12%	266,362	266,362
	Project Implementation Speed	N/A	0.00	0.00	0%				
	Patient Engagement Speed	Complete	1.00	1.00	100%				
<b>Domain 1 Subtotal</b>			<b>6.00</b>	<b>6.00</b>	<b>100%</b>	<b>20%</b>	<b>12%</b>	<b>266,362</b>	<b>266,362</b>
Domain 3	Domain 3 Pay for Reporting (P4R)	Complete	6.00	6.00	100%	10%	6%	133,181	133,181
	Domain 3 Pay for Performance (P4P)		6.00	3.67	61%	70%	82%	1,864,535	1,139,438
<b>Domain 2 Subtotal</b>			<b>12.00</b>	<b>9.67</b>	<b>81%</b>	<b>80%</b>	<b>88%</b>	<b>1,997,716</b>	<b>1,272,619</b>
<b>Total</b>		<b>Complete</b>	<b>18.00</b>	<b>15.67</b>	<b>87%</b>	<b>100%</b>	<b>100%</b>	<b>2,264,078</b>	<b>1,538,981</b>

Total Project 3.c.i AVs Awarded: 15.67 out of 18

Hide Reviewer Comments

Domain 1 Project Milestones Project 3.c.i						
AV Driving	Project Requirement and Metric/Deliverable	Required Due Date	Committed Due Date	Milestone Status	Reviewer Status	AVs Awarded
	Module 1 - Major risks to implementation and mitigation strategies	Ongoing	N/A	In Process	Pass & Ongoing	N/A



Save & Return

Print

**Achievement Value (AV) Scorecard DY4, Q4 January 1, 2019 - March 31, 2019 (Payment Quarter)**  
**Mount Sinai PPS, LLC - Project 3.c.i**

	<i>Enter Reviewer Comment</i>					
●	Module 2 - Project Implementation Speed	Ongoing	N/A	In Process	Pass & Ongoing	0.00
	<i>Enter Reviewer Comment</i>					
●	Module 3 - Patient Engagement Speed	Ongoing	N/A	In Process	Pass & Ongoing	1
	<i>Enter Reviewer Comment</i>					
<b>Total</b>						<b>1.00</b>

Domain 1 Project Prescribed Milestones - Project 3.c.i					
AV Driving	Project Requirement and Metric/Deliverable	Committed Due Date	Milestone Status	Reviewer Status	AVs Awarded
●	1. Implement evidence-based best practices for disease management, specific to diabetes, in community and ambulatory care settings.	3/31/2018	Completed	Pass & Complete	N/A
	<i>Enter Reviewer Comment</i>				
●	2. Engage at least 80% of primary care providers within the PPS in the implementation of disease management evidence-based best practices.	3/31/2017	Completed	Pass & Complete	N/A
	<i>Enter Reviewer Comment</i>				
●	3. Develop care coordination teams (including diabetes educators, nursing staff, behavioral health providers, pharmacy, community health workers, and Health Home care managers) to improve health literacy, patient self-efficacy, and patient self-management.	3/31/2017	Completed	Pass & Complete	N/A
	<i>Enter Reviewer Comment</i>				
●	4. Develop "hot spotting" strategies, in concert with Health Homes, to implement programs such as the Stanford Model for chronic diseases in high risk neighborhoods.	3/31/2017	Completed	Pass & Complete	N/A



Save & Return

Print

**Achievement Value (AV) Scorecard DY4, Q4 January 1, 2019 - March 31, 2019 (Payment Quarter)**  
**Mount Sinai PPS, LLC - Project 3.c.i**

	<i>Enter Reviewer Comment</i>				
●	5. Ensure coordination with the Medicaid Managed Care organizations serving the target population.	3/31/2018	Completed	Pass & Complete	N/A
	<i>Enter Reviewer Comment</i>				
●	6. Use EHRs or other technical platforms to track all patients engaged in this project.	3/31/2017	Completed	Pass & Complete	N/A
	<i>Enter Reviewer Comment</i>				
●	7. Meet Meaningful Use and PCMH Level 3 standards and/or APCM by the end of Demonstration Year 3 for EHR systems used by participating safety net providers.	3/31/2018	Completed	Fail	N/A
	<i>Enter Reviewer Comment</i>				
<b>Total</b>					<b>0.00</b>

Domain 3 Pay for Performance and Pay for Reporting			
AV Driving	Measure	Reviewer Status	AVs Awarded
●	Comprehensive Diabetes Care: Hemoglobin A1c (HbA1c) Poor Control (>9.0%) ±	Pass & Ongoing	1
	<i>Enter Reviewer Comment</i>		
●	Comprehensive Diabetes screening – All Four Tests (HbA1c, lipid profile, dilated eye exam, nephropathy monitor)	Pass & Ongoing	1
	<i>Enter Reviewer Comment</i>		
●	Flu Shots for Adults Ages 18 – 64	Pass & Ongoing	1
	<i>Enter Reviewer Comment</i>		



Save & Return

Print

Achievement Value (AV) Scorecard DY4, Q4 January 1, 2019 - March 31, 2019 (Payment Quarter)  
Mount Sinai PPS, LLC - Project 3.c.i

●	Health Literacy - Instructions Easy to Understand	Pass & Ongoing	0.3333333
●	Health Literacy - Described How to Follow Instructions	Pass & Ongoing	0.3333333
●	Health Literacy - Explained What to do if Illness Got Worse	Pass & Ongoing	0.3333333
●	Medical Assistance with Smoking and Tobacco Use Cessation - Advised to Quit	Pass & Ongoing	0.3333333
●	Medical Assistance with Smoking and Tobacco Use Cessation - Discussed Cessation Medication	Pass & Ongoing	0.3333333
●	Medical Assistance with Smoking and Tobacco Use Cessation - Discussed Cessation Strategies	Pass & Ongoing	0.3333333
●	Prevention Quality Indicator # 1 (DM Short term complication) ±	Pass & Ongoing	1
<b>Total</b>			<b>6.00</b>

Domain 3 Pay for Performance



Save & Return

Print

Achievement Value (AV) Scorecard DY4, Q4 January 1, 2019 - March 31, 2019 (Payment Quarter)  
Mount Sinai PPS, LLC - Project 3.c.i

AV Driving	Measure	Reviewer Status	AVS Awarded
●	Comprehensive Diabetes Care: Hemoglobin A1c (HbA1c) Poor Control (>9.0%) ±	Pass & Ongoing	1
●	Comprehensive Diabetes screening – All Three Tests	Pass & Ongoing	1
●	Flu Shots for Adults Ages 18 – 64	Fail	0
●	Health Literacy - Instructions Easy to Understand	Fail	0
●	Health Literacy - Described How to Follow Instructions	Pass & Ongoing	0.3333333
●	Health Literacy - Explained What to do if Illness Got Worse	Fail	0
●	Medical Assistance with Smoking and Tobacco Use Cessation - Advised to Quit	Pass & Ongoing	0.3333333
●	Medical Assistance with Smoking and Tobacco Use Cessation - Discussed Cessation Medication	Fail	0
●	Medical Assistance with Smoking and Tobacco Use Cessation - Discussed Cessation Strategies	Fail	0
●	Prevention Quality Indicator # 1 (DM Short term complication) ±	Pass & Ongoing	1
<b>Total</b>			<b>3.67</b>



Save & Return

Print

Achievement Value (AV) Scorecard DY4, Q4 January 1, 2019 - March 31, 2019 (Payment Quarter)  
Mount Sinai PPS, LLC - Project 4.b.ii

Project Snapshot	
Project Domain	Domain 4: Population-wide Projects: New York's
Project ID	4.b.ii
Project Title	Increase Access to High Quality Chronic Disease Preventive Care and Management in Both Clinical and Community Settings

Payment Snapshot	
DY4, Q4 Payment Available	\$ 846,506 ##
DY4, Q4 Payment Earned	\$ 846,506

4.b.ii Scoresheet									
Domain	Component	Review Status	AVs Available	Net AVs Awarded	Percentage AV	Domain Funding % (DY4)	Domain Funding % (DY4, Q4)	Payment Available (\$)	Net Payment Earned (\$)
Domain 1	Domain 1 Organizational	Complete	5.00	5.00	100%	20%	20%	169,301	169,301
	Project Implementation Speed	N/A	0.00	0.00	0%				
	Patient Engagement Speed	N/A	0.00	0.00	0%				
<b>Domain 1 Subtotal</b>			<b>5.00</b>	<b>5.00</b>	<b>100%</b>	<b>20%</b>	<b>20%</b>	<b>169,301</b>	<b>169,301</b>
Domain 4	Domain 4 Pay for Reporting (P4R)	Complete	17.00	17.00	100%	80%	80%	677,205	677,205
	Domain 4 Pay for Performance (P4P)	N/A	N/A	N/A	N/A	0%	0%	-	-
<b>Domain 4 Subtotal</b>			<b>17.00</b>	<b>17.00</b>	<b>100%</b>	<b>80%</b>	<b>80%</b>	<b>677,205</b>	<b>677,205</b>
<b>Total</b>		<b>Complete</b>	<b>22.00</b>	<b>22.00</b>	<b>100%</b>	<b>100%</b>	<b>100%</b>	<b>846,506</b>	<b>846,506</b>

Total Project 4.b.ii AVs Awarded: 22 out of 22

Hide Reviewer Comments

Domain 4 Pay for Performance and Pay for Reporting			
AV Driving	Measure	Reviewer Status	AVs Awarded
	Percentage of premature death (before age 65 years)	Pass & Ongoing	1



Save & Return

Print

Achievement Value (AV) Scorecard DY4, Q4 January 1, 2019 - March 31, 2019 (Payment Quarter)  
Mount Sinai PPS, LLC - Project 4.b.ii

	<i>Enter Reviewer Comment</i>		
●	Percentage of premature death (before age 65 years) – Ratio of Black non-Hispanics to White non-Hispanics	Pass & Ongoing	1
	<i>Enter Reviewer Comment</i>		
●	Percentage of premature death (before age 65 years) – Ratio of Hispanics to White non-Hispanics	Pass & Ongoing	1
	<i>Enter Reviewer Comment</i>		
●	Age-adjusted preventable hospitalizations rate per 10,000 - Aged 18+ years	Pass & Ongoing	1
	<i>Enter Reviewer Comment</i>		
●	Age-adjusted preventable hospitalizations rate per 10,000 - Aged 18+ years – Ratio of Black non-Hispanics to White non-Hispanics	Pass & Ongoing	1
	<i>Enter Reviewer Comment</i>		
●	Age-adjusted preventable hospitalizations rate per 10,000 - Aged 18+ years – Ratio of Hispanics to White non-Hispanics	Pass & Ongoing	1
	<i>Enter Reviewer Comment</i>		
●	Percentage of adults with health insurance - Aged 18- 64 years	Pass & Ongoing	1
	<i>Enter Reviewer Comment</i>		
●	Age-adjusted percentage of adults who have a regular health care provider - Aged 18+ years	Pass & Ongoing	1
	<i>Enter Reviewer Comment</i>		



Save & Return

Print

Achievement Value (AV) Scorecard DY4, Q4 January 1, 2019 - March 31, 2019 (Payment Quarter)  
Mount Sinai PPS, LLC - Project 4.b.ii

●	Percentage of adults who are obese	Pass & Ongoing	1
	<i>Enter Reviewer Comment</i>		
●	Percentage of children and adolescents who are obese	Pass & Ongoing	1
	<i>Enter Reviewer Comment</i>		
●	Percentage of cigarette smoking among adults	Pass & Ongoing	1
	<i>Enter Reviewer Comment</i>		
●	Percentage of adults who receive a colorectal cancer screening based on the most recent guidelines - Aged 50-75 years	Pass & Ongoing	1
	<i>Enter Reviewer Comment</i>		
●	Asthma emergency department visit rate per 10,000	Pass & Ongoing	1
	<i>Enter Reviewer Comment</i>		
●	Asthma emergency department visit rate per 10,000 - Aged 0-4 years	Pass & Ongoing	1
	<i>Enter Reviewer Comment</i>		
●	Age-adjusted heart attack hospitalization rate per 10,000	Pass & Ongoing	1
	<i>Enter Reviewer Comment</i>		
●	Rate of hospitalizations for short-term complications of diabetes per 10,000 - Aged 6- 17 years	Pass & Ongoing	1
	<i>Enter Reviewer Comment</i>		





Save & Return

Print

**Achievement Value (AV) Scorecard DY4, Q4 January 1, 2019 - March 31, 2019 (Payment Quarter)**  
**Mount Sinai PPS, LLC - Project 4.b.ii**

Enter Reviewer Comment		
Rate of hospitalizations for short-term complications of diabetes per 10,000 – Aged 18+ years	Pass & Ongoing	1
Enter Reviewer Comment		
<b>Total</b>		<b>17.00</b>



Save & Return

Print

Achievement Value (AV) Scorecard DY4, Q4 January 1, 2019 - March 31, 2019 (Payment Quarter)  
Mount Sinai PPS, LLC - Project 4.c.ii

Project Snapshot	
Project Domain	Domain 4: Population-wide Projects: New York's
Project ID	4.c.ii
Project Title	Increase early access to, and retention in, HIV care

Payment Snapshot	
DY4, Q4 Payment Available	\$ 940,120
DY4, Q4 Payment Earned	\$ 940,120

4.c.ii Scoresheet									
Domain	Component	Review Status	AVs Available	Net AVs Awarded	Percentage AV	Domain Funding % (DY4)	Domain Funding % (DY4, Q4)	Payment Available (\$)	Net Payment Earned (\$)
Domain 1	Domain 1 Organizational	Complete	5.00	5.00	100%	20%	20%	188,024	188,024
	Project Implementation Speed	N/A	0.00	0.00	0%				
	Patient Engagement Speed	N/A	0.00	0.00	0%				
<b>Domain 1 Subtotal</b>			<b>5.00</b>	<b>5.00</b>	<b>100%</b>	<b>20%</b>	<b>20%</b>	<b>188,024</b>	<b>188,024</b>
Domain 4	Domain 4 Pay for Reporting (P4R)	Complete	11.00	11.00	100%	80%	80%	752,096	752,096
	Domain 4 Pay for Performance (P4P)	N/A	N/A	N/A	N/A	0%	0%	-	-
<b>Domain 4 Subtotal</b>			<b>11.00</b>	<b>11.00</b>	<b>100%</b>	<b>80%</b>	<b>80%</b>	<b>752,096</b>	<b>752,096</b>
<b>Total</b>		<b>Complete</b>	<b>16.00</b>	<b>16.00</b>	<b>100%</b>	<b>100%</b>	<b>100%</b>	<b>940,120</b>	<b>940,120</b>

Total Project 4.c.ii AVs Awarded: 16 out of 16

Hide Reviewer Comments

Domain 4 Pay for Performance and Pay for Reporting - Project 4.c.ii (all Milestones are P4R in DY2)			
AV Driving	Measure	Reviewer Status	AVs Awarded
	Age-adjusted preventable hospitalizations rate per 10,000 - Aged 18+ years – Ratio of Hispanics to White non-Hispanics	Pass & Ongoing	1



Save & Return

Print

Achievement Value (AV) Scorecard DY4, Q4 January 1, 2019 - March 31, 2019 (Payment Quarter)  
Mount Sinai PPS, LLC - Project 4.c.ii

	<i>Enter Reviewer Comment</i>		
●	Newly diagnosed HIV case rate per 100,000	Pass & Ongoing	1
	<i>Enter Reviewer Comment</i>		
●	Newly diagnosed HIV case rate per 100,000—Difference in rates (Black and White) of new HIV diagnoses	Pass & Ongoing	1
	<i>Enter Reviewer Comment</i>		
●	Newly diagnosed HIV case rate per 100,000—Difference in rates (Hispanic and White) of new HIV diagnoses	Pass & Ongoing	1
	<i>Enter Reviewer Comment</i>		
●	Percentage of adults with health insurance - Aged 18- 64 years	Pass & Ongoing	1
	<i>Enter Reviewer Comment</i>		
●	Percentage of premature death (before age 65 years)	Pass & Ongoing	1
	<i>Enter Reviewer Comment</i>		
●	Percentage of premature death (before age 65 years) – Ratio of Black non-Hispanics to White non-Hispanics	Pass & Ongoing	1
	<i>Enter Reviewer Comment</i>		
●	Percentage of premature death (before age 65 years) – Ratio of Hispanics to White non-Hispanics	Pass & Ongoing	1
	<i>Enter Reviewer Comment</i>		



Save & Return

Print

**Achievement Value (AV) Scorecard DY4, Q4 January 1, 2019 - March 31, 2019 (Payment Quarter)**  
**Mount Sinai PPS, LLC - Project 4.c.ii**

●	Age-adjusted percentage of adults who have a regular health care provider - Aged 18+ years	Pass & Ongoing	1
	<i>Enter Reviewer Comment</i>		
●	Age-adjusted preventable hospitalizations rate per 10,000 - Aged 18+ years	Pass & Ongoing	1
	<i>Enter Reviewer Comment</i>		
●	Age-adjusted preventable hospitalizations rate per 10,000 - Aged 18+ years – Ratio of Black non-Hispanics to White non-Hispanics	Pass & Ongoing	1
	<i>Enter Reviewer Comment</i>		
<b>Total</b>			<b>11.00</b>