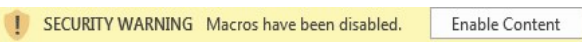

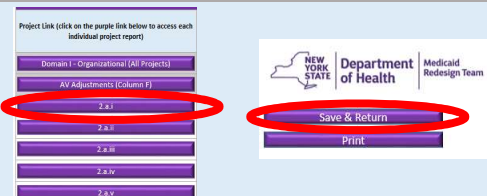
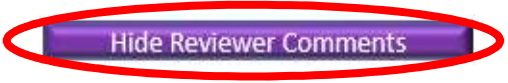


General Instructions		
Step	Description/Link	Image
1. Enable Content	Click "Enable Content" at the top of the screen to enable macros.	
2. Review AV Scorecard Overview	The AV scorecard Overview is a summary of the report <a href="#">Click to Access AV Scorecard Overview</a>	

Functionality		
Step	Description/Link	Image
1. Print	All tabs include a print button in the upper left hand corner. The AV Scorecard Overview tab also includes a "Print All" button which will print all relevany reports.	
2. Access Detailed Project Reports and return to AV Scorecard Overview	The AV Scorecard Overview tab is the landing page from which detailed project reports can be viewed. From the AV Scorecard Overview" click the relevant project button to access the project tab. From the project tab click "Save and Return" to access the AV Scorecard Overview	
3. Show or Hide reviewer comments	Each project tab includes a Show/Hide Reviewer Comments button on the left hand side of the screen. Click "Show Reviewer Comments" to show comments and "Hide Reviewer Comments" to hide comments.	



[Print Summary](#)

[Print All](#)

*Achievement Value (AV) Scorecard  
OneCity Health*

**PPS Information**

Quarter	DY4, Q4 January 1, 2019 - March 31, 2019 (Payment Quarter)
PPS	OneCity Health
PPS Number	52

**Achievement Value (AV) Scorecard Summary**

Project Link (click on the purple link below to access each individual project report)	AV Data				Payment Data	
	AVs Available	AVs Awarded	AV Adjustment	Net AVs Awarded	DY4, Q4 Payment Available	DY4, Q4 Payment Earned
<a href="#">Domain I Organizational (All Projects)</a>	5.00	5.00	0.00	5.00	<i>Organizational funds are embedded within each project's payment</i>	
<a href="#">2.a.i</a>	20.00	12.00	0.00	12.00	\$ 19,099,000	\$ 8,097,976
<a href="#">2.a.iii</a>	21.00	13.00	0.00	13.00	\$ 15,308,685	\$ 6,490,882
<a href="#">2.b.iii</a>	21.00	13.00	0.00	13.00	\$ 14,413,002	\$ 6,111,113
<a href="#">2.b.iv</a>	21.00	13.00	0.00	13.00	\$ 14,257,246	\$ 6,045,072
<a href="#">2.d.i</a>	13.75	11.25	0.00	11.25	\$ 17,117,994	\$ 8,901,357
<a href="#">3.a.i</a>	27.00	17.83	0.00	17.83	\$ 12,801,041	\$ 4,675,428
<a href="#">3.b.i</a>	20.00	15.00	0.00	15.00	\$ 16,541,580	\$ 6,811,239
<a href="#">3.d.ii</a>	14.00	11.50	0.00	11.50	\$ 10,026,983	\$ 7,060,667
<a href="#">3.g.i</a>	16.00	16.00	0.00	16.00	\$ 12,492,225	\$ 12,492,225



New York State Department of Health  
Delivery System Reform Incentive Payment (DSRIP) Program

*Achievement Value (AV) Scorecard  
OneCity Health*

Print Summary

Print All

4.a.iii	16.00	16.00	0.00	16.00	\$ 6,821,071	\$ 6,821,071
4.c.ii	16.00	16.00	0.00	16.00	\$ 6,480,018	\$ 6,480,018
AV Adjustments (Column F)						
<b>Total</b>	<b>205.75</b>	<b>154.58</b>	<b>0.00</b>	<b>154.58</b>	<b>\$ 145,358,846</b>	<b>\$ 79,987,049</b>



Save & Return

Print

**Achievement Value (AV) Scorecard DY4, Q4 January 1, 2019 - March 31, 2019 (Payment OneCity Health - Domain 1 Organizational AVs)**

Domain I Organizational Scoresheet						
Domain I Organizational	Review Status	AVs Available	AVs Awarded	Adjustments	Net AVs	AV
Workforce Strategy	Complete	1.00	1.00	0.00	1.00	100%
Section 01 - Budget	Complete	1.00	1.00	0.00	1.00	100%
Section 02 - Governance	Complete	1.00	1.00	0.00	1.00	100%
Section 03 - Financial Sustainability	Complete	1.00	1.00	0.00	1.00	100%
Section 04 - Cultural Competency & Health Literacy	Complete	1.00	1.00	0.00	1.00	100%
Section 05 - IT Systems and Processes	Complete	N/A	N/A	N/A	N/A	N/A
Section 06 - Performance Reporting	Complete	N/A	N/A	N/A	N/A	N/A
Section 07 - Practitioner Engagement	Complete	N/A	N/A	N/A	N/A	N/A
Section 08 - Population Health Management	Complete	N/A	N/A	N/A	N/A	N/A
Section 09 - Clinical Integration	Complete	N/A	N/A	N/A	N/A	N/A
Section 10 - General Project Reporting	Complete	N/A	N/A	N/A	N/A	N/A

Workforce Strategy						
Workforce Strategy Budget Updates	●					
	●	Workforce Strategy Spending (Baseline)	Ongoing	N/A	Completed	



Save & Return

Print

*Achievement Value (AV) Scorecard DY4, Q4 January 1, 2019 - March 31, 2019 (Payment OneCity Health - Domain 1 Organizational AVs*

Additional Workforce Strategy Budget Updates (non AV-driving)		1. Define target workforce state (in line with DSRIP program's goals)	N/A	N/A	In Process	Pass & Ongoing	1
		2. Create a workforce transition roadmap for achieving defined target workforce	N/A	N/A	In Process	Pass & Ongoing	
		3. Perform detailed gap analysis between current state assessment of workforce and projected future state	N/A	N/A	In Process	Pass & Ongoing	
		4. Produce a compensation and benefit analysis, covering impacts on both retrained and redeployed staff, as well as new hires, particularly focusing on full and partial placements	6/30/2016	N/A	Completed	Pass & Complete	
		5. Develop training strategy	3/31/2017	N/A	Completed	Pass & Complete	
		Major Risks to Implementation & Risk Mitigation Strategies	N/A	N/A	In Process	Pass & Ongoing	



Save & Return


Print

*Achievement Value (AV) Scorecard DY4, Q4 January 1, 2019 - March 31, 2019 (Payment OneCity Health - Domain 1 Organizational AVs*

Additional Workforce Strategy Topic Areas	●						N/A
	●	Major Dependencies on Organizational Workstreams	N/A	N/A	In Process		
	●	Roles and Responsibilities	N/A	N/A	In Process		
	●	Key Stakeholders	N/A	N/A	In Process		
	●	IT Expectations	N/A	N/A	In Process		
	●	Progress Reporting	N/A	N/A	In Process		



Section 01 - Budget



	●	Module 1.1 - PPS Budget Report (Baseline)	Ongoing	N/A	Completed	
--	---	---	---------	-----	-----------	--



Save & Return

Print

Achievement Value (AV) Scorecard DY4, Q4 January 1, 2019 - March 31, 2019 (Payment OneCity Health - Domain 1 Organizational AVs)

Quarterly Project Reports, Project Budget and Flow of	●	Module 1.2 - PPS Budget Report (Quarterly)	Ongoing	N/A	In Process	
	●	Module 1.3 - PPS Flow of Funds (Baseline)	Ongoing	N/A	Completed	1
	●	Quarterly Progress Reports	N/A	N/A	In Process	

Section 02 - Governance

Governance Structure	●	1. Finalize governance structure and sub-committee structure	6/30/2015	N/A	Completed	
	●	2. Establish a clinical governance structure, including clinical quality committees for each DSRIP project	12/31/2015	N/A	Completed	



Save & Return

Print

**Achievement Value (AV) Scorecard DY4, Q4 January 1, 2019 - March 31, 2019 (Payment OneCity Health - Domain 1 Organizational AVs)**

Updates							1
	●	3. Finalize bylaws and policies or Committee Guidelines where applicable	9/30/2015	N/A	Completed	Pass & Complete	
Governance Process Update	●	4. Establish governance structure reporting and monitoring processes	12/31/2015	N/A	Completed	Pass & Complete	
	●	5. Finalize community engagement plan, including communications with the public and non-provider organizations (e.g. schools, churches, homeless services,	3/31/2016	N/A	Completed	Pass & Complete	
Additional Governance Milestones (non AV-driving)	●	6. Finalize partnership agreements or contracts with CBOs	N/A	N/A	In Process	Pass & Ongoing	
	●	7. Finalize agency coordination plan aimed at engaging appropriate public sector agencies at state and local levels (e.g. local departments of health and	N/A	N/A	In Process	Pass & Ongoing	
	●	8. Finalize workforce communication and engagement plan	6/30/2016	N/A	Completed	Pass & Complete	
							N/A





Save & Return

Print

*Achievement Value (AV) Scorecard DY4, Q4 January 1, 2019 - March 31, 2019 (Payment OneCity Health - Domain 1 Organizational AVs*

	●	9. Inclusion of CBOs in PPS Implementation	N/A	N/A	In Process	
	●	Major Risks to Implementation & Risk Mitigation Strategies	N/A	N/A	In Process	
	●	Major Dependencies on Organizational Workstreams	N/A	N/A	In Process	
	●	Roles and Responsibilities	N/A	N/A	In Process	
Additional Governance Topic Areas	●	Key Stakeholders	N/A	N/A	In Process	N/A
	●	IT Expectations	N/A	N/A	In Process	
	●	Progress Reporting	N/A	N/A	In Process	



Save & Return

Print

*Achievement Value (AV) Scorecard DY4, Q4 January 1, 2019 - March 31, 2019 (Payment OneCity Health - Domain 1 Organizational AVs*

Process Measure	AV Driving	Milestone	Required Due Date	Committed Due Date	Milestone Status	Reviewer Status	AV Awarded
Financial Stability Update	●	1. Finalize PPS finance structure, including reporting structure	12/31/2015	N/A	Completed	Pass & Complete	
	●	2. Perform network financial health current state assessment and develop financial sustainability strategy to address key issues.	3/31/2016	N/A	Completed	Pass & Complete	
	●	3. Finalize Compliance Plan consistent with New York State Social Services Law 363-d	12/31/2015	N/A	Completed	Pass & Complete	
	●	4. Develop a Value Based Needs Assessment "VNA"	3/31/2017	N/A	Completed	Pass & Complete	
	●	Major Risks to Implementation & Risk Mitigation Strategies	N/A	N/A	In Process	Pass & Ongoing	
	●	Major Dependencies on Organizational Workstreams	N/A	N/A	In Process	Pass & Ongoing	



Save & Return

Print

**Achievement Value (AV) Scorecard DY4, Q4 January 1, 2019 - March 31, 2019 (Payment OneCity Health - Domain 1 Organizational AVs)**

Additional Financial Stability Topic Areas	●	Roles and Responsibilities	N/A	N/A	In Process	Pass & Ongoing	N/A
	●	Key Stakeholders	N/A	N/A	In Process	Pass & Ongoing	
	●	IT Expectations	N/A	N/A	In Process	Pass & Ongoing	
	●	Progress Reporting	N/A	N/A	In Process	Pass & Ongoing	
<b>Total</b>							<b>1</b>

Section 04 - Cultural Competency & Health Literacy							
Process Measure	AV Driving	Milestone	Required Due Date	Committed Due Date	Milestone Status	Reviewer Status	AV Awarded
Cultural Competency /Health Literacy	●	1. Finalize cultural competency / health literacy strategy.	12/31/2015	N/A	Completed	Pass & Complete	1
	●	2. Develop a training strategy focused on addressing the drivers of health disparities (beyond the availability of language-appropriate material).	6/30/2016	N/A	Completed	Pass & Complete	




Save & Return


Print

Achievement Value (AV) Scorecard DY4, Q4 January 1, 2019 - March 31, 2019 (Payment OneCity Health - Domain 1 Organizational AVs

Additional Cultural Competency /Health Literacy Topic Areas	●	Major Risks to Implementation & Risk Mitigation Strategies	N/A	N/A	In Process		N/A	
	●	Major Dependencies on Organizational Workstreams	N/A	N/A	In Process			
	●	Roles and Responsibilities	N/A	N/A	In Process			
●	Key Stakeholders	N/A	N/A	In Process				
●	IT Expectations	N/A	N/A	In Process				
●	Progress Reporting	N/A	N/A	In Process				



Section 05 - IT Systems and Processes





Save & Return

Print

**Achievement Value (AV) Scorecard DY4, Q4 January 1, 2019 - March 31, 2019 (Payment OneCity Health - Domain 1 Organizational AVs**

IT Systems and Processes	●	1. Perform current state assessment of IT capabilities across network, identifying any critical gaps, including readiness for data sharing and the implementation of interoperable IT platform(s).	3/31/2016	N/A	Complete	Pass & Complete	N/A	
	●	2. Develop an IT Change Management Strategy.	9/30/2016	N/A	Complete	Pass & Complete		
	●	3. Develop roadmap to achieving clinical data sharing and interoperable systems across PPS network	9/30/2016	N/A	Complete	Pass & Complete		
	●	4. Develop a specific plan for engaging attributed members in Qualifying Entities	N/A	N/A	In Process	Pass & Ongoing		
	●	5. Develop a data security and confidentiality plan.	6/30/2016	N/A	Complete	Pass & Complete		
	●	Major Risks to Implementation & Risk Mitigation Strategies	N/A	N/A	In Process	Pass & Ongoing		
	●	Major Dependencies on Organizational Workstreams	N/A	N/A	In Process	Pass & Ongoing		



Save & Return

Print

**Achievement Value (AV) Scorecard DY4, Q4 January 1, 2019 - March 31, 2019 (Payment OneCity Health - Domain 1 Organizational AVs)**

Additional IT Systems and Processes Topic Areas	●						N/A
	●	Roles and Responsibilities	N/A	N/A	In Process	Pass & Ongoing	
	●						
	●	Key Stakeholders	N/A	N/A	In Process	Pass & Ongoing	
	●	Progress Reporting	N/A	N/A	In Process	Pass & Ongoing	
<b>Total</b>							<b>0</b>

Section 06 - Performance Reporting							
Process Measure	AV Driving	Milestone	Required Due Date	Committed Due Date	Milestone Status	Reviewer Status	AV Awarded
Performance Reporting	●	1. Establish reporting structure for PPS-wide performance reporting and communication.	9/30/2016	N/A	Completed	Pass & Complete	N/A
	●	2. Develop training program for organizations and individuals throughout the network, focused on clinical quality and performance reporting.	3/31/2017	N/A	Completed	Pass & Complete	N/A



Save & Return


Print

Achievement Value (AV) Scorecard DY4, Q4 January 1, 2019 - March 31, 2019 (Payment OneCity Health - Domain 1 Organizational AVs

Additional Performance Reporting Topic Areas	●	Major Risks to Implementation & Risk Mitigation Strategies	N/A	N/A	In Process		N/A	
	●	Major Dependencies on Organizational Workstreams	N/A	N/A	In Process			
	●	Roles and Responsibilities	N/A	N/A	In Process			
●	Key Stakeholders	N/A	N/A	In Process				
●	IT Expectations	N/A	N/A	In Process				
●	Progress Reporting	N/A	N/A	In Process				



Section 07 - Practitioner Engagement



	●	1. Develop Practitioners communication and engagement plan.	6/30/2016	N/A	Completed	
--	---	---	-----------	-----	-----------	--



Save & Return

Print

*Achievement Value (AV) Scorecard DY4, Q4 January 1, 2019 - March 31, 2019 (Payment OneCity Health - Domain 1 Organizational AVs*

Practitioner Engagement	●						N/A
	●	2. Develop training / education plan targeting practioners and other professional groups, designed to educate them about the DSRIP program and your PPS-specific quality improvement agenda.	6/30/2016	N/A	Completed	Pass & Complete	
Additional Practitioner Engagement Topic Areas	●	Major Risks to Implementation & Risk Mitigation Strategies	N/A	N/A	In Process	Pass & Ongoing	N/A
	●	Major Dependencies on Organizational Workstreams	N/A	N/A	In Process	Pass & Ongoing	
	●	Roles and Responsibilities	N/A	N/A	In Process	Pass & Ongoing	
	●	Key Stakeholders	N/A	N/A	In Process	Pass & Ongoing	
	●	IT Expectations	N/A	N/A	In Process	Pass & Ongoing	
	●	Progress Reporting	N/A	N/A	In Process	Pass & Ongoing	
	●						





Save & Return

Print

Achievement Value (AV) Scorecard DY4, Q4 January 1, 2019 - March 31, 2019 (Payment OneCity Health - Domain 1 Organizational AVs

--	--	--

Section 08 - Population Health Management

--	--	--	--	--	--	--	--

Population Health	●	1. Develop population health management roadmap.	9/30/2016	N/A	Complete		N/A
Population Health	●	2. Finalize PPS-wide bed reduction plan.	N/A	N/A	In Process		N/A
Additional Population Health Topic Areas	●	Major Risks to Implementation & Risk Mitigation Strategies	N/A	N/A	In Process		
	●	Major Dependencies on Organizational Workstreams	N/A	N/A	In Process		
Additional Population Health Topic Areas	●	Roles and Responsibilities	N/A	N/A	In Process		
Additional Population Health Topic Areas	●	Key Stakeholders	N/A	N/A	In Process		N/A



Save & Return

Print

Achievement Value (AV) Scorecard DY4, Q4 January 1, 2019 - March 31, 2019 (Payment OneCity Health - Domain 1 Organizational AVs)

	●	IT Expectations	N/A	N/A	In Process		
	●	Progress Reporting	N/A	N/A	In Process		

Section 09 - Clinical Integration

Clinical Integration	●	1. Perform a clinical integration 'needs assessment'.	6/30/2016	N/A	Completed		N/A
	●	2. Develop a Clinical Integration strategy.	N/A	N/A	In Process		N/A
	●	Major Risks to Implementation & Risk Mitigation Strategies	N/A	N/A	In Process		
	●	Major Dependencies on Organizational Workstreams	N/A	N/A	In Process		
	●	Roles and Responsibilities	N/A	N/A	In Process		



Save & Return

Print

*Achievement Value (AV) Scorecard DY4, Q4 January 1, 2019 - March 31, 2019 (Payment OneCity Health - Domain 1 Organizational AVs*

Additional Clinical Integration Topic Areas	●						
	●	Key Stakeholders	N/A	N/A	In Process	Pass & Ongoing	1/1
	●						
	●	IT Expectations	N/A	N/A	In Process	Pass & Ongoing	
	●	Progress Reporting	N/A	N/A	In Process	Pass & Ongoing	
<b>Total</b>							<b>0</b>



Save & Return

Print

*Achievement Value (AV) Scorecard DY4, Q4 January 1, 2019 - March 31, 2019 (Payment Quarter)  
OneCity Health AV Adjustments*

AV Adjustment Scoresheet								
Adjustment	AVs Per Project	Total Projects Selected	Total AVs Available	Total AVs Awarded		Adjusted AVs	Net AVs Awarded	
				Net Awarded	Percentage AV		Net Awarded	Percentage AV
Organizational Adjustments (applied to all projects)	5.00	11.00	55.00	55.00	100%	0.00	55.00	100%
Project Adjustments (applied to one project only)	Various	11.00	150.75	99.58	66%	0.00	99.58	66%
<b>Total</b>			<b>205.75</b>	<b>154.58</b>	<b>75%</b>	<b>0.00</b>	<b>154.58</b>	<b>75%</b>

Organizational

Project Adjustments

No AV Adjustments	
	<i>Please note that there are no AV adjustments for OneCity Health in DY2, Q1</i>



Save & Return

Print

**Achievement Value (AV) Scorecard DY4, Q4 January 1, 2019 - March 31, 2019 (Payment Quarter)**  
**OneCity Health - Project 2.a.i**

Project Snapshot	

Payment Snapshot	
DY4, Q4 Payment Available	\$ 19,099,000
DY4, Q4 Payment Earned	\$ 8,097,976

2.a.i Scoresheet									
Domain	Component	Review Status	AVs Available	Net AVs Awarded	Percentage AV	Domain Funding % (DY4)	Domain Funding % (DY4, Q4)	Payment Available (\$)	Net Payment Earned (\$)
Domain 1	Domain 1 Organizational	Complete	5.00	5.00	100%	20%	20%	3,819,800	3,819,800
	Project Implementation Speed	N/A	0.00	0.00	0%				
	Patient Engagement Speed	N/A	0.00	0.00	0%				
<b>Domain 1 Subtotal</b>			<b>5.00</b>	<b>5.00</b>	<b>100%</b>	<b>20%</b>	<b>20%</b>	<b>3,819,800</b>	<b>3,819,800</b>
Domain 2	Domain 2 Pay for Reporting (P4R)	Complete	5.00	5.00	100%	8%	8%	1,527,920	1,527,920
	Domain 2 Pay for Performance (P4P)	Complete	10.00	2.00	20%	72%	72%	13,751,280	2,750,256
<b>Domain 2 Subtotal</b>			<b>15.00</b>	<b>7.00</b>	<b>47%</b>	<b>80%</b>	<b>80%</b>	<b>15,279,200</b>	<b>4,278,176</b>
<b>Total</b>		<b>Complete</b>	<b>20.00</b>	<b>12.00</b>	<b>60%</b>	<b>100%</b>	<b>100%</b>	<b>19,099,000</b>	<b>8,097,976</b>

Total Project 2.a.i AVs Awarded: 12 out of 20

Hide Reviewer Comments

Domain 1 Project Milestones Project 2.a.i						
AV Driving	Project Requirement and Metric/Deliverable	Required Due Date	Committed Due Date	Milestone Status	Reviewer Status	AVs Awarded
●	Module 1 - Major risks to implementation and mitigation strategies	Ongoing	N/A		Pass & Ongoing	N/A
	<i>Enter Reviewer Comment</i>					



Save & Return

Print

**Achievement Value (AV) Scorecard DY4, Q4 January 1, 2019 - March 31, 2019 (Payment Quarter)**  
**OneCity Health - Project 2.a.i**

●	Module 2 - Project Implementation Speed	Ongoing	N/A	In Process	Pass & Ongoing	0.00
	<i>Enter Reviewer Comment</i>					
<b>Total</b>						<b>0.00</b>

Domain 1 Project Prescribed Milestones Project 2.a.i						
AV Driving	Project Requirement and Metric/Deliverable	Required Due Date	Committed Due Date	Milestone Status	Reviewer Status	AVs Awarded
●	1. All PPS providers must be included in the Integrated Delivery System. The IDS should include all medical, behavioral, post-acute, long-term care, and community-based service providers within the PPS network; additionally, the IDS structure must include payers and social service organizations, as necessary to support its strategy.	9/30/2018	9/30/2018	Completed	Pass & Complete	N/A
<i>Enter Reviewer Comment</i>						
●	2. Utilize partnering HH and ACO population health management systems and capabilities to implement the PPS' strategy towards evolving into an IDS.	3/31/2017	3/31/2017	Completed	Pass & Complete	N/A
<i>Enter Reviewer Comment</i>						
●	3. Ensure patients receive appropriate health care and community support, including medical and behavioral health, post-acute care, long term care and public health services.	3/31/2017	3/31/2017	Completed	Pass & Complete	N/A
<i>Enter Reviewer Comment</i>						
●	4. Ensure that all PPS safety net providers are actively sharing EHR systems with local health information exchange/RHIO/SHIN-NY and sharing health information among clinical partners, including directed exchange (secure messaging), alerts and patient record look up, by the end of Demonstration Year (DY) 3.	3/31/2018	3/31/2018	Completed	Fail	



Save & Return

Print

Achievement Value (AV) Scorecard DY4, Q4 January 1, 2019 - March 31, 2019 (Payment Quarter) OneCity Health - Project 2.a.i

	<i>Enter Reviewer Comment</i>					
●	5. Ensure that EHR systems used by participating safety net providers meet Meaningful Use and PCMH Level 3 standards and/or APCM by the end of Demonstration Year 3.	3/31/2018	3/31/2018	Completed	Pass & Complete	N/A
	<i>Enter Reviewer Comment</i>					
●	6. Perform population health management by actively using EHRs and other IT platforms, including use of targeted patient registries, for all participating safety net providers.	3/31/2017	3/31/2017	Completed	Pass & Complete	N/A
	<i>Enter Reviewer Comment</i>					
●	7. Achieve 2014 Level 3 PCMH primary care certification and/or meet state-determined criteria for Advanced Primary Care Models for all participating PCPs, expand access to primary care providers, and meet EHR Meaningful Use standards by the end of DY 3.	3/31/2018	3/31/2018	Completed	Pass & Complete	N/A
	<i>Enter Reviewer Comment</i>					
●	8. Contract with Medicaid Managed Care Organizations and other payers, as appropriate, as an integrated system and establish value-based payment arrangements.			In Process	Pass & Ongoing	N/A
	<i>Enter Reviewer Comment</i>					
●	9. Establish monthly meetings with Medicaid MCOs to discuss utilization trends, performance issues, and payment reform.	3/31/2017	3/31/2017	Completed	Pass & Complete	N/A
	<i>Enter Reviewer Comment</i>					
●					Pass & Complete	N/A
	<i>Enter Reviewer Comment</i>					



Save & Return

Print

Achievement Value (AV) Scorecard DY4, Q4 January 1, 2019 - March 31, 2019 (Payment Quarter) OneCity Health - Project 2.a.i

●	11. Engage patients in the integrated delivery system through outreach and navigation activities, leveraging community health workers, peers, and culturally competent community-based organizations, as	3/31/2017	3/31/2017	Completed	Pass & Complete	N/A
---	--	-----------	-----------	-----------	-----------------	-----

Domain 2 Pay for Reporting - Project 2.a.i

AV Driving	Measure	Reviewer Status	AVs Awarded
●	Medicaid Spending on ER and Inpatient Services ±		1
◐			1
	<i>Enter Reviewer Comment</i>		
●	Percent of eligible providers with participating agreements with RHIOs, meeting Meaningful Use criteria and able to participate in bidirectional exchange		1
◐			1
◐			1





Department of Health

Medicaid Redesign Team

New York State Department of Health  
Delivery System Reform Incentive Payment (DSRIP) Program

Save & Return

Print

*Achievement Value (AV) Scorecard DY4, Q4 January 1, 2019 - March 31, 2019 (Payment Quarter)  
OneCity Health - Project 2.a.i*

Domain 2 Pay for Performance - Project 2.a.i			
	Adult Access to Preventive or Ambulatory Care - 20 to 44 years		0
			0
			0
			0
			0
			0
			0
			0
			0
			0
			1
			0
			0
			0
			0
			1
			0



Save & Return

Print

**Achievement Value (AV) Scorecard DY4, Q4 January 1, 2019 - March 31, 2019 (Payment Quarter)**  
**OneCity Health - Project 2.a.i**

●	Primary Care - Length of Relationship - Q3		0
<i>Enter Reviewer Comment</i>			
◐		Fail	0
<i>Enter Reviewer Comment</i>			
<b>Total</b>			<b>2.00</b>

Save & Return

Print

Achievement Value (AV) Scorecard DY4, Q4 January 1, 2019 - March 31, 2019 (Payment Quarter)  
OneCity Health - Project 2.a.iii

Project Snapshot	
Project Domain	System Transformation Projects (Domain 2)
Project ID	2.a.iii
Project Title	Health Home At-Risk Intervention Program: Proactive management of higher risk patients not currently eligible for Health Homes through access

Payment Snapshot

2.a.iii Scoresheet									
Domain	Component	Review Status	AVs Available	Net AVs Awarded	Percentage AV	Domain Funding % (DY4)	Domain Funding % (DY4, Q4)	Payment Available (\$)	Net Payment Earned (\$)
Domain 1	Domain 1 Organizational	Complete	5.00	5.00	100%	20%	20%	3,061,737	3,061,737
	Project Implementation Speed	N/A	0.00	0.00	0%				
	Patient Engagement Speed	Complete	1.00	1.00	100%				
<b>Domain 1 Subtotal</b>			<b>6.00</b>	<b>6.00</b>	<b>100%</b>	<b>20%</b>	<b>20%</b>	<b>3,061,737</b>	<b>3,061,737</b>
Domain 2	Domain 2 Pay for Reporting (P4R)	Complete	5.00	5.00	100%	8%	8%	1,224,695	1,224,695
	Domain 2 Pay for Performance (P4P)	Complete	10.00	2.00	20%	72%	72%	11,022,253	2,204,451

Total Project 2.a.iii AVs Awarded: 13 out of 21

Hide Reviewer Comments

Domain 1 Project Milestones Project 2.a.iii						
AV Driving	Project Requirement and Metric/Deliverable	Required Due Date	Committed Due Date	Milestone Status	Reviewer Status	AVs Awarded
	Module 1 - Major risks to implementation and mitigation strategies	Ongoing	N/A	Completed	Pass & Ongoing	N/A



Save & Return

Print

Achievement Value (AV) Scorecard DY4, Q4 January 1, 2019 - March 31, 2019 (Payment Quarter)  
OneCity Health - Project 2.a.iii

●	<i>Enter Reviewer Comment</i>	Pass & Ongoing	0.00
●	<i>Enter Reviewer Comment</i>	Pass & Ongoing	1
●	<i>Enter Reviewer Comment</i>		
<b>Total</b>			<b>1.00</b>

Domain 1 Project Prescribed Milestones - Project 2.a.iii						
AV Driving	Project Requirement and Metric/Deliverable	Required Due Date	Committed Due Date	Milestone Status	Reviewer Status	AVs Awarded
●	1. Develop a Health Home At-Risk Intervention Program, utilizing participating HHS as well as PCMH/APC PCPs in care coordination within the program.	3/31/2017	3/31/2017	Completed	Pass & Complete	N/A
	<i>Enter Reviewer Comment</i>					
●	2. Ensure all primary care providers participating in the project meet NCQA (2011) accredited Patient Centered Medical Home, Level 3 standards and will achieve NCQA 2014 Level 3 PCMH and/or Advanced Primary Care accreditation by Demonstration Year (DY) 3.	3/31/2018	3/31/2018	Completed	Pass & Complete	N/A
	<i>Enter Reviewer Comment</i>					
●	3. Ensure that all participating safety net providers are actively sharing EHR systems with local health information exchange/RHIO/SHIN-NY and sharing health information among clinical partners, including direct exchange (secure messaging), alerts and patient record look up.	3/31/2018	3/31/2018	Completed	Pass & Complete	



Save & Return

Print

**Achievement Value (AV) Scorecard DY4, Q4 January 1, 2019 - March 31, 2019 (Payment Quarter)**  
**OneCity Health - Project 2.a.iii**

	<i>Enter Reviewer Comment</i>					
●	4. Ensure that EHR systems used by participating safety net providers meet Meaningful Use and PCMH Level 3 standards and/or APCM.	3/31/2018	3/31/2018	Completed	Pass & Complete	N/A
	<i>Enter Reviewer Comment</i>					
●	5. Perform population health management by actively using EHRs and other IT platforms, including use of targeted patient registries, for all participating safety net providers.	3/31/2018	3/31/2018	Completed	Pass & Complete	N/A
	<i>Enter Reviewer Comment</i>					
●	6. Develop a comprehensive care management plan for each patient to engage him/her in care and to reduce patient risk factors.	3/31/2018	3/31/2018	Completed	Pass & Complete	N/A
	<i>Enter Reviewer Comment</i>					
●	7. Establish partnerships between primary care providers and the local Health Home for care management services. This plan should clearly delineate roles and responsibilities for both parties.	3/31/2017	3/31/2017	Completed	Pass & Complete	N/A
	<i>Enter Reviewer Comment</i>					
●	8. Establish partnerships between the primary care providers, in concert with the Health Home, with network resources for needed services. Where necessary, the provider will work with local government units (such as SPOAs and public health departments).	3/31/2017	3/31/2017	Completed	Pass & Complete	N/A
	<i>Enter Reviewer Comment</i>					
●	9. Implement evidence-based practice guidelines to address risk factor reduction as well as to ensure appropriate management of chronic diseases. Develop educational materials consistent with cultural and linguistic needs of the population.	3/31/2017	3/31/2017	Completed	Pass & Ongoing	N/A



Save & Return

Print

**Achievement Value (AV) Scorecard DY4, Q4 January 1, 2019 - March 31, 2019 (Payment Quarter)**  
**OneCity Health - Project 2.a.iii**

Enter Reviewer Comment

**Domain 2 Pay for Reporting Project 2.a.iii**

AV Driving	Measure	Reviewer Status	AVs Awarded
●	Medicaid Spending on ER and Inpatient Services ±		1
	Enter Reviewer Comment		
◐			1
	Enter Reviewer Comment		
●	Percent of eligible providers with participating agreements with RHIOs, meeting Meaningful Use criteria and able to participate in bidirectional exchange	Pass & Ongoing	1
	Enter Reviewer Comment		
◐			1
	Enter Reviewer Comment		
●	Percent of total Medicaid provider reimbursement received through sub-capitation or other forms of non-FFS reimbursement		1
	Enter Reviewer Comment		



Save & Return

Print

*Achievement Value (AV) Scorecard DY4, Q4 January 1, 2019 - March 31, 2019 (Payment Quarter)  
OneCity Health - Project 2.a.iii*

Domain 2 Pay for Performance Project 2.a.iii		
		0
		0
		0
		0
		0
		0
		0
		0
		0
		0
		1
		0
		0
		0
		0
		1



Save & Return

Print

*Achievement Value (AV) Scorecard DY4, Q4 January 1, 2019 - March 31, 2019 (Payment Quarter)*  
*OneCity Health - Project 2.a.iii*

	Enter Reviewer Comment		
	Enter Reviewer Comment	Fail	0
	Enter Reviewer Comment	Fail	0
<b>Total</b>			<b>2.00</b>



Save & Return

Print

Achievement Value (AV) Scorecard DY4, Q4 January 1, 2019 - March 31, 2019 (Payment Quarter)  
OneCity Health - Project 2.b.iii

Project Snapshot	
Project Domain	System Transformation Projects
Project ID	2.b.iii
Project Title	ED care triage for at-risk populations

Payment Snapshot	
DY4, Q4 Payment Earned	\$ 14,413,002
DY4, Q4 Payment Earned	\$ 6,111,113

2.b.iii Scoresheet									
Domain	Component	Review Status	AVs Available	Net AVs Awarded	Percentage AV	Domain Funding % (DY4)	Domain Funding % (DY4, Q4)	Payment Available (\$)	Net Payment Earned (\$)
Domain 1	Domain 1 Organizational	Complete	5.00	5.00	100%	20%	20%	2,882,600	2,882,600
	Project Implementation Speed	N/A	0.00	0.00	0%				
	Patient Engagement Speed	Complete	1.00	1.00	100%				
<b>Domain 1 Subtotal</b>			<b>6.00</b>	<b>6.00</b>	<b>100%</b>	<b>20%</b>	<b>20%</b>	<b>2,882,600</b>	<b>2,882,600</b>
Domain 2	Domain 2 Pay for Reporting (P4R)	Complete	5.00	5.00	100%	8%	8%	1,153,040	1,153,040
	Domain 2 Pay for Performance (P4P)	Complete	10.00	2.00	20%	72%	72%	10,377,362	2,075,472
<b>Domain 2 Subtotal</b>			<b>15.00</b>	<b>7.00</b>	<b>47%</b>	<b>80%</b>	<b>80%</b>	<b>11,530,402</b>	<b>3,228,513</b>
<b>Total</b>		<b>Complete</b>	<b>21.00</b>	<b>13.00</b>	<b>62%</b>	<b>100%</b>	<b>100%</b>	<b>14,413,002</b>	<b>6,111,113</b>

Total Project 2.b.iii AVs Awarded: 13 out of 21

Hide Reviewer Comments

Domain 1 Project Milestones Project 2.b.iii						
AV Driving	Project Requirement and Metric/Deliverable	Required Due Date	Committed Due Date	Milestone Status	Reviewer Status	AVs Awarded
	Module 1 - Major risks to implementation and mitigation strategies	Ongoing	N/A	In Process	Pass & Ongoing	N/A



Save & Return

Print

**Achievement Value (AV) Scorecard DY4, Q4 January 1, 2019 - March 31, 2019 (Payment Quarter)**  
**OneCity Health - Project 2.b.iii**

●	Enter Reviewer Comment		
		Pass & Ongoing	0.00
●	Enter Reviewer Comment		
		Pass & Ongoing	1
●	Enter Reviewer Comment		
<b>Total</b>			<b>1.00</b>

Domain 1 Project Prescribed Milestones - Project 2.b.iii						
AV Driving	Project Requirement and Metric/Deliverable	Required Due Date	Committed Due Date	Milestone Status	Reviewer Status	AVs Awarded
●	1. Establish ED care triage program for at-risk populations	9/30/2018	9/30/2018	Completed	Pass & Complete	N/A
	Enter Reviewer Comment					
●	2. Participating EDs will establish partnerships to community primary care providers with an emphasis on those that are PCMHs and have open access scheduling. a. Achieve NCQA 2014 Level 3 Medical Home standards or NYS Advanced Primary Care Model standards by the end of DSRIP Year 3. b. Develop process and procedures to establish connectivity between the emergency department and community primary care providers.	3/31/2018	3/31/2018	Completed	Fail	N/A
	Enter Reviewer Comment					



Save & Return

Print

Achievement Value (AV) Scorecard DY4, Q4 January 1, 2019 - March 31, 2019 (Payment Quarter)  
OneCity Health - Project 2.b.iii

●	3. For patients presenting with minor illnesses who do not have a primary care provider: a. Patient navigators will assist the presenting patient to receive an immediate appointment with a primary care provider, after required medical screening examination, to validate a non-emergency need. b. Patient navigator will assist the patient with identifying and accessing needed community support resources. c. Patient navigator will assist the member in receiving a timely appointment with that provider's office (for patients with a primary care	9/30/2018	9/30/2018	Completed	Pass & Complete	N/A
	Enter Reviewer Comment					
●	4. Established protocols allowing ED and first responders - under supervision of the ED practitioners - to transport patients with non-acute disorders to alternate care sites including the PCMH to receive more appropriate level of care. (This requirement is optional.)	3/31/2017	3/31/2017	Completed		N/A
	Enter Reviewer Comment					
●	5. Use EHRs and other technical platforms to track all patients engaged in the project.	3/31/2017	3/31/2017	Completed		N/A
	Enter Reviewer Comment					

Domain 2 Pay for Reporting Project 2.b.iii			
AV Driving	Measure	Reviewer Status	AVs Awarded
●			1
Enter Reviewer Comment			



Save & Return

Print

Achievement Value (AV) Scorecard DY4, Q4 January 1, 2019 - March 31, 2019 (Payment Quarter)  
OneCity Health - Project 2.b.iii

●	Medicaid spending on Primary Care and community based behavioral health care	Pass & Ongoing	1
Enter Reviewer Comment			
●	Percent of eligible providers with participating agreements with RHIOs, meeting Meaningful Use criteria and able to participate in bidirectional exchange	Pass & Ongoing	1
Enter Reviewer Comment			
◐			1
Enter Reviewer Comment			
◐			1
Enter Reviewer Comment			

Domain 2 Pay for Performance Project 2.b.iii			
AV Driving	Measure	Reviewer Status	AVS Awarded
●	Adult Access to Preventive or Ambulatory Care - 20 to 44 years		0
Enter Reviewer Comment			
◐			0
Enter Reviewer Comment			
●	Adult Access to Preventive or Ambulatory Care - 65 and older		0
Enter Reviewer Comment			
●	CAHPS Measures - Care Coordination with provider up-to-date about care received from other providers		0
Enter Reviewer Comment			



Save & Return

Print

**Achievement Value (AV) Scorecard DY4, Q4 January 1, 2019 - March 31, 2019 (Payment Quarter)**  
**OneCity Health - Project 2.b.iii**

●	Children's Access to Primary Care- 12 to 24 months	Fail	0
	<i>Enter Reviewer Comment</i>		
●	Children's Access to Primary Care- 25 months to 6 years	Fail	0
	<i>Enter Reviewer Comment</i>		
●	Children's Access to Primary Care- 7 to 11 years	Fail	0
	<i>Enter Reviewer Comment</i>		
●	Children's Access to Primary Care- 12 to 19 years	Fail	0
	<i>Enter Reviewer Comment</i>		
●	Getting Timely Appointments, Care and information (Q6, 8, 10, and 12)	Pass & Ongoing	1
	<i>Enter Reviewer Comment</i>		
●	H-CAHPS – Care Transition Metrics	Fail	0
	<i>Enter Reviewer Comment</i>		
●	Potentially Avoidable Emergency Room Visits	Fail	0
	<i>Enter Reviewer Comment</i>		
●	Potentially Avoidable Readmissions	Fail	0
	<i>Enter Reviewer Comment</i>		
●	PDI 90– Composite of all measures +/-	Pass & Ongoing	1
	<i>Enter Reviewer Comment</i>		
●	PQI 90 – Composite of all measures +/-	Fail	0
	<i>Enter Reviewer Comment</i>		
●	Primary Care - Length of Relationship - Q3	Fail	0
	<i>Enter Reviewer Comment</i>		
●	Primary Care - Usual Source of Care - Q2	Fail	0
	<i>Enter Reviewer Comment</i>		
<b>Total</b>			<b>2.00</b>



Save & Return

Print

Achievement Value (AV) Scorecard DY4, Q4 January 1, 2019 - March 31, 2019 (Payment Quarter)  
OneCity Health - Project 2.b.iv

Project Snapshot	
Project Domain	System Transformation Projects (Domain 2)
Project ID	2.b.iv
Project Title	Care transitions intervention patients with a care transition plan developed prior to discharge.

Payment Snapshot	
DY4, Q4 Payment Earned	\$ 14,257,246
DY4, Q4 Payment Earned	\$ 6,045,072

2.b.iv Scoresheet									
Domain	Component	Review Status	AVs Available	Net AVs Awarded	Percentage AV	Domain Funding % (DY4)	Domain Funding % (DY4, Q4)	Payment Available (\$)	Net Payment Earned (\$)
Domain 1	Domain 1 Organizational	Complete	5.00	5.00	100%	20%	20%	2,851,449	2,851,449
	Project Implementation Speed	N/A	0.00	0.00	0%				
	Patient Engagement Speed	Complete	1.00	1.00	100%				
<b>Domain 1 Subtotal</b>			<b>6.00</b>	<b>6.00</b>	<b>100%</b>	<b>20%</b>	<b>20%</b>	<b>2,851,449</b>	<b>2,851,449</b>
Domain 2	Domain 2 Pay for Reporting (P4R)	Complete	5.00	5.00	100%	8%	8%	1,140,580	1,140,580
	Domain 2 Pay for Performance (P4P)	Complete	10.00	2.00	20%	72%	72%	10,265,217	2,053,043
<b>Domain 2 Subtotal</b>			<b>15.00</b>	<b>7.00</b>	<b>47%</b>	<b>80%</b>	<b>80%</b>	<b>11,405,797</b>	<b>3,193,623</b>
<b>Total</b>		<b>Complete</b>	<b>21.00</b>	<b>13.00</b>	<b>62%</b>	<b>100%</b>	<b>100%</b>	<b>14,257,246</b>	<b>6,045,072</b>

Total Project 2.b.iv AVs Awarded: 13 out of 21

Hide Reviewer Comments

Domain 1 Project Milestones Project 2.b.iv						
AV Driving	Project Requirement and Metric/Deliverable	Required Due Date	Committed Due Date	Milestone Status	Reviewer Status	AVs Awarded
	Module 1 - Major risks to implementation and mitigation strategies	Ongoing	N/A	In Process	Pass & Ongoing	N/A



Save & Return

Print

**Achievement Value (AV) Scorecard DY4, Q4 January 1, 2019 - March 31, 2019 (Payment Quarter)**  
**OneCity Health - Project 2.b.iv**

●	Enter Reviewer Comment						
				Pass & Complete	0.00		
●	Enter Reviewer Comment						
				Pass & Ongoing	1		
●	Enter Reviewer Comment						
<b>Total</b>					<b>1.00</b>		

Domain 1 Project Prescribed Milestones - Project 2.b.iv						
AV Driving	Project Requirement and Metric/Deliverable	Required Due Date	Committed Due Date	Milestone Status	Reviewer Status	AVs Awarded
●	1. Develop standardized protocols for a Care Transitions Intervention Model with all participating hospitals, partnering with a home care service or other appropriate community agency.	3/31/2017	3/31/2017	Completed	Pass & Complete	N/A
	Enter Reviewer Comment					
●	2. Engage with the Medicaid Managed Care Organizations and Health Homes to develop transition of care protocols that will ensure appropriate post-discharge protocols are followed.	3/31/2018	3/31/2018	Completed	Pass & Complete	N/A
	Enter Reviewer Comment					
					Pass & Complete	N/A
●	Enter Reviewer Comment					



Save & Return

Print

Achievement Value (AV) Scorecard DY4, Q4 January 1, 2019 - March 31, 2019 (Payment Quarter)  
OneCity Health - Project 2.b.iv

●	4. Transition of care protocols will include early notification of planned discharges and the ability of the transition care manager to visit the patient in the hospital to develop the transition of care services.	3/31/2017	3/31/2017	Completed	Pass & Complete	N/A
Enter Reviewer Comment						
●	5. Protocols will include care record transitions with timely updates provided to the members' providers, particularly primary care provider.	3/31/2017	3/31/2017	Completed	Pass & Complete	N/A
Enter Reviewer Comment						
●						N/A
Enter Reviewer Comment						
●	7. Use EHRs and other technical platforms to track all patients engaged in the project.	3/31/2017	3/31/2017	Completed		N/A
Enter Reviewer Comment						

Domain 2 Pay for Reporting Project 2.b.iv			
AV Driving	Measure	Reviewer Status	AVs Awarded
			1
Enter Reviewer Comment			
●	Medicaid spending on Primary Care and community based behavioral health care		1
Enter Reviewer Comment			





Save & Return

Print

Achievement Value (AV) Scorecard DY4, Q4 January 1, 2019 - March 31, 2019 (Payment Quarter)  
OneCity Health - Project 2.b.iv

	Percent of eligible providers with participating agreements with RHIOs, meeting Meaningful Use criteria and able to participate in bidirectional exchange		1
	Enter Reviewer Comment		1
	Enter Reviewer Comment		1

Domain 2 Pay for Performance Project 2.b.iv			
AV Driving	Measure	Reviewer Status	AVS Awarded
	Enter Reviewer Comment		0
	Enter Reviewer Comment		0
	Enter Reviewer Comment		0
	Enter Reviewer Comment		0
	Enter Reviewer Comment		0
	Enter Reviewer Comment		0
	Enter Reviewer Comment		0



Save & Return

Print

Achievement Value (AV) Scorecard DY4, Q4 January 1, 2019 - March 31, 2019 (Payment Quarter)  
OneCity Health - Project 2.b.iv

	Children's Access to Primary Care- 7 to 11 years	Fail	0
	<i>Enter Reviewer Comment</i>		
		Fail	0
	<i>Enter Reviewer Comment</i>		
		Pass & Ongoing	1
	<i>Enter Reviewer Comment</i>		
		Fail	0
	<i>Enter Reviewer Comment</i>		
		Fail	0
	<i>Enter Reviewer Comment</i>		
		Fail	0
	<i>Enter Reviewer Comment</i>		
		Pass & Ongoing	1
	<i>Enter Reviewer Comment</i>		
		Fail	0
	<i>Enter Reviewer Comment</i>		
		Fail	0
	<i>Enter Reviewer Comment</i>		
		Fail	0
	<i>Enter Reviewer Comment</i>		
<b>Total</b>			<b>2.00</b>



Save & Return

Print

Achievement Value (AV) Scorecard DY4, Q4 January 1, 2019 - March 31, 2019 (Payment Quarter)  
OneCity Health - Project 2.d.i

Project Snapshot	
Project Domain	System Transformation Projects (Domain 2)
Project ID	2.d.i
Project Title	Implementation of Patient Activation Activities to Engage, Educate and Integrate the uninsured and low/non-utilizing Medicaid populations into

Payment Snapshot	
DY4, Q4 Payment Earned	\$ 17,117,994
DY4, Q4 Payment Earned	\$ 8,901,357

2.d.i Scoresheet									
Domain	Component	Review Status	AVs Available	Net AVs Awarded	Percentage AV	Domain Funding % (DY4)	Domain Funding % (DY4, Q4)	Payment Available (\$)	Net Payment Earned (\$)
Domain 1	Domain 1 Organizational	Complete	5.00	5.00	100%	20%	20%	3,423,599	3,423,599
	Project Implementation Speed	N/A	0.00	0.00	0%				
	Patient Engagement Speed	Complete	1.00	1.00	100%				
<b>Domain 1 Subtotal</b>			<b>6.00</b>	<b>6.00</b>	<b>100%</b>	<b>20%</b>	<b>20%</b>	<b>3,423,599</b>	<b>3,423,599</b>
Domain 2	Domain 2 Pay for Reporting (P4R)	Complete	4.00	4.00	100%	8%	8%	1,369,440	1,369,440
	Domain 2 Pay for Performance (P4P)	Complete	3.75	1.25	33%	72%	72%	12,324,956	4,108,319
<b>Domain 2 Subtotal</b>			<b>7.75</b>	<b>5.25</b>	<b>68%</b>	<b>80%</b>	<b>80%</b>	<b>13,694,395</b>	<b>5,477,758</b>
<b>Total</b>		<b>Complete</b>	<b>13.75</b>	<b>11.25</b>	<b>82%</b>	<b>100%</b>	<b>100%</b>	<b>17,117,994</b>	<b>8,901,357</b>

Total Project 2.d.i AVs Awarded: 11.25 out of 13.75

Hide Reviewer Comments

Domain 1 Project Milestones Project 2.d.i						
AV Driving	Project Requirement and Metric/Deliverable	Required Due Date	Committed Due Date	Milestone Status	Reviewer Status	AVs Awarded
	Module 1 - Major risks to implementation and mitigation strategies	Ongoing	N/A	In Process	Pass & Ongoing	N/A



Save & Return

Print

Achievement Value (AV) Scorecard DY4, Q4 January 1, 2019 - March 31, 2019 (Payment Quarter)  
OneCity Health - Project 2.d.i

●	<i>Enter Reviewer Comment</i>						
					Pass & Ongoing	0.00	
●	<i>Enter Reviewer Comment</i>						
					Pass & Ongoing	1	
●	<i>Enter Reviewer Comment</i>						
<b>Total</b>						<b>1.00</b>	

Domain 1 Project Prescribed Milestones - Project 2.d.i						
AV Driving	Project Requirement and Metric/Deliverable	Required Due Date	Committed Due Date	Milestone Status	Reviewer Status	AVs Awarded
●	1. Contract or partner with community-based organizations (CBOs) to engage target populations using PAM® and other patient activation techniques. The PPS must provide oversight and ensure that engagement is sufficient and appropriate.	9/30/2017	9/30/2017	Completed	Pass & Complete	N/A
	<i>Enter Reviewer Comment</i>					
●	2. Establish a PPS-wide training team, comprised of members with training in PAM® and expertise in patient activation and engagement.	3/31/2017	3/31/2017	Completed	Pass & Complete	N/A
	<i>Enter Reviewer Comment</i>					
●	3. Identify UI, NU, and LU “hot spot” areas (e.g., emergency rooms). Contract or partner with CBOs to perform outreach within the identified “hot spot” areas.	3/31/2017	3/31/2017	Completed	Pass & Complete	N/A
	<i>Enter Reviewer Comment</i>					



Save & Return

Print

Achievement Value (AV) Scorecard DY4, Q4 January 1, 2019 - March 31, 2019 (Payment Quarter) OneCity Health - Project 2.d.i

●	4. Survey the targeted population about healthcare needs in the PPS' region.	3/31/2017	3/31/2017	Completed	Pass & Complete	N/A
<i>Enter Reviewer Comment</i>						
●	5. Train providers located within "hot spots" on patient activation techniques, such as shared decision-making, measurements of health literacy, and cultural competency.	9/30/2017	9/30/2017	Completed	Pass & Complete	N/A
<i>Enter Reviewer Comment</i>						
●	6. Obtain list of PCPs assigned to NU and LU enrollees from MCOs. Along with the member's MCO and assigned PCP, reconnect beneficiaries to his/her designated PCP (see outcome measurements in #10).	3/31/2017	3/31/2017	Completed	Pass & Complete	N/A
<i>Enter Reviewer Comment</i>						
●	7. Baseline each beneficiary cohort (per method developed by state) to appropriately identify cohorts using PAM® during the first year of the project and again, at set intervals. Baselines, as well as intervals towards improvement, must be set for each cohort at the beginning of each performance period.	9/30/2017	9/30/2017	Completed	Pass & Complete	N/A
<i>Enter Reviewer Comment</i>						
●					Pass & Complete	N/A
<i>Enter Reviewer Comment</i>						
●	9. Measure PAM® components	9/30/2017	9/30/2017	Completed	Pass & Complete	N/A
<i>Enter Reviewer Comment</i>						
●	10. Increase the volume of non-emergent (primary, behavioral, dental) care provided to UI, NU, and LU persons.	9/30/2017	9/30/2017	Completed	Pass & Complete	



Save & Return

Print

Achievement Value (AV) Scorecard DY4, Q4 January 1, 2019 - March 31, 2019 (Payment Quarter)  
OneCity Health - Project 2.d.i

	<i>Enter Reviewer Comment</i>					
●	11. Contract or partner with CBOs to develop a group of community navigators who are trained in connectivity to healthcare coverage, community healthcare resources (including for primary and preventive services) and patient education.	9/30/2017	9/30/2017	Completed	Pass & Complete	N/A
	<i>Enter Reviewer Comment</i>					
●	12. Develop a process for Medicaid recipients and project participants to report complaints and receive customer service.	3/31/2017	3/31/2017	Completed	Pass & Complete	N/A
	<i>Enter Reviewer Comment</i>					
●	13. Train community navigators in patient activation and education, including how to appropriately assist project beneficiaries using the PAM®.	3/31/2017	3/31/2017	Completed	Pass & Complete	N/A
	<i>Enter Reviewer Comment</i>					
●	14. Ensure direct hand-offs to navigators who are prominently placed at “hot spots,” partnered CBOs, emergency departments, or community events, so as to facilitate education regarding health insurance coverage, age-appropriate primary and preventive healthcare services and	9/30/2017	9/30/2017	Completed	Pass & Complete	N/A
	<i>Enter Reviewer Comment</i>					
●	15. Inform and educate navigators about insurance options and healthcare resources available to UI, NU, and LU populations.	9/30/2017	9/30/2017	Completed	Pass & Complete	N/A
	<i>Enter Reviewer Comment</i>					
●	16. Ensure appropriate and timely access for navigators when attempting to establish primary and preventive services for a community member.	9/30/2017	9/30/2017	Completed	Pass & Complete	N/A
	<i>Enter Reviewer Comment</i>					



Save & Return

Print

Achievement Value (AV) Scorecard DY4, Q4 January 1, 2019 - March 31, 2019 (Payment Quarter)  
OneCity Health - Project 2.d.i

●	17. Perform population health management by actively using EHRs and other IT platforms, including use of targeted patient registries, to track all patients engaged in the project.	3/31/2017	3/31/2017	Completed		N/A

Domain 2 Pay for Reporting Project 2.d.i

●	C&G CAHPS by PPS for uninsured- Getting timely appointments, care, and information					0.25
◐						0.25
◐						0.25
◐						0.25
◐						1
◐						



Save & Return

Print

Achievement Value (AV) Scorecard DY4, Q4 January 1, 2019 - March 31, 2019 (Payment Quarter)  
OneCity Health - Project 2.d.i

●	PAM Level	Pass & Ongoing	1
<i>Enter Reviewer Comment</i>			
●	Use of primary and preventive care services-- Percent of attributed Medicaid members with no claims history for primary care and preventive services in measurement year compared to same in baseline year	Pass & Ongoing	1
<i>Enter Reviewer Comment</i>			
<b>Total</b>			<b>4.00</b>

Domain 2 Pay for Performance Project 2.d.i			
AV Driving	Measure	Reviewer Status	AVS Awarded
●	<i>Enter Reviewer Comment</i>	Fail	
●	<i>Enter Reviewer Comment</i>	Fail	
●	<i>Enter Reviewer Comment</i>	Fail	
●	<i>Enter Reviewer Comment</i>	Pass & Ongoing	
●	<i>Enter Reviewer Comment</i>	Fail	
●	<i>Enter Reviewer Comment</i>	Fail	
●	<i>Enter Reviewer Comment</i>	Pass & Ongoing	
●	<i>Enter Reviewer Comment</i>		
<b>Total</b>			<b>1.25</b>





Save & Return

Print

Achievement Value (AV) Scorecard DY4, Q4 January 1, 2019 - March 31, 2019 (Payment Quarter)  
OneCity Health - Project 3.a.i

Project Snapshot	
Project Domain	Clinical Improvement Projects (Domain 3)
Project ID	3.a.i
Project Title	Integration of primary care and behavioral health services

Payment Snapshot	
DY4, Q4 Payment Earned	\$ 12,801,041
DY4, Q4 Payment Earned	\$ 4,675,428

3.a.i Scoresheet									
Domain	Component	Review Status	AVs Available	Net AVs Awarded	Percentage AV	Domain Funding % (DY4)	Domain Funding % (DY4, Q4)	Payment Available (\$)	Net Payment Earned (\$)
Domain 1	Domain 1 Organizational	Complete	5.00	5.00	100%	20%	20%	2,560,208	2,499,251
	Project Implementation Speed	Complete	1.00	0.83	100%				
	Patient Engagement Speed	Complete	1.00	1.00	100%				
<b>Domain 1 Subtotal</b>			<b>7.00</b>	<b>6.83</b>	<b>98%</b>	<b>20%</b>	<b>20%</b>	<b>2,560,208</b>	<b>2,499,251</b>
Domain 3	Domain 3 Pay for Reporting (P4R)	Complete	10.00	10.00	100%	10%	10%	1,280,104	1,280,104
	Domain 3 Pay for Performance		10.00	1.00	10%	70%	70%	8,960,728	896,073
<b>Domain 3 Subtotal</b>			<b>20.00</b>	<b>11.00</b>	<b>55%</b>	<b>80%</b>	<b>80%</b>	<b>10,240,832</b>	<b>2,176,177</b>
<b>Total</b>		<b>Complete</b>	<b>27.00</b>	<b>17.83</b>	<b>66%</b>	<b>100%</b>	<b>100%</b>	<b>12,801,041</b>	<b>4,675,428</b>

Total Project 3.a.i AVs Awarded: 17.83333333333333 out of 27

Hide Reviewer Comments


Domain 1 Project Milestones Project 3.a.i						
AV Driving	Project Requirement and Metric/Deliverable	Required Due Date	Committed Due Date	Milestone Status	Reviewer Status	AVs Awarded
	Module 1 - Major risks to implementation and mitigation strategies	Ongoing	N/A	In Process	Pass & Ongoing	N/A



Save & Return

Print

Achievement Value (AV) Scorecard DY4, Q4 January 1, 2019 - March 31, 2019 (Payment Quarter)  
OneCity Health - Project 3.a.i



Domain 1 Project Prescribed Milestones - Project 3.a.i Models 1, 2 and 3

3.a.i Model 1     3.a.i Model 2     3.a.i Model 3

Model	AV Driving	Project Requirement and Metric/Deliverable	Required Due Date	Committed Due Date	Milestone Status	Reviewer Status	AVs Awarded
3.a.i Model 1		1. Co-locate behavioral health services at primary care practice sites. All participating primary care practices must meet 2014 NCQA level 3 PCMH or Advance Primary Care Model standards by DY 3.	3/31/2018	3/31/2018	Completed		N/A
		<i>Enter Reviewer Comment</i>					
		2. Develop collaborative evidence-based standards of care including medication management and care engagement process.	3/31/2017	3/31/2017	Completed		N/A



Save & Return

Print

Achievement Value (AV) Scorecard DY4, Q4 January 1, 2019 - March 31, 2019 (Payment Quarter)  
OneCity Health - Project 3.a.i

	●	3. Conduct preventive care screenings, including behavioral health screenings (PHQ-2 or 9 for those screening positive, SBIRT) implemented for all patients to identify unmet needs.	3/31/2019	3/31/2019	Completed	Pass & Complete	0.16666667		
		Enter Reviewer Comment						Pass & Complete	N/A
	◐	Enter Reviewer Comment						Pass & Complete	0.16666667
3.a.i Model 2	◐	Enter Reviewer Comment						Pass & Complete	N/A
	●	6. Develop collaborative evidence-based standards of care including medication management and care engagement process.	3/31/2017	3/31/2017	Completed	Pass & Complete	N/A		
	Enter Reviewer Comment						Pass & Complete	N/A	
	●	7. Conduct preventive care screenings, including behavioral health screenings (PHQ-2 or 9 for those screening positive, SBIRT) implemented for all patients to identify unmet needs.	3/31/2019	3/31/2019	Completed	Pass & Complete	0.16666667		
		Enter Reviewer Comment						Pass & Complete	N/A
	◐	Enter Reviewer Comment						Pass & Complete	N/A
	◐	Enter Reviewer Comment						Pass & Complete	



Save & Return

Achievement Value (AV) Scorecard DY4, Q4 January 1, 2019 - March 31, 2019 (Payment Quarter)

OneCity Health - Project 3.a.i

Print

		Enter Reviewer Comment						
	10. Utilize IMPACT Model collaborative care standards, including developing coordinated evidence-based care standards and policies and procedures for care engagement.	3/31/2017	3/31/2017	Completed			N/A	
							N/A	
							N/A	
							0	
							0.16666667	
							N/A	

Domain 3 Pay for Reporting



Save & Return

Print

Achievement Value (AV) Scorecard DY4, Q4 January 1, 2019 - March 31, 2019 (Payment Quarter)  
OneCity Health - Project 3.a.i

AV Driving	Measure	Reviewer Status	AVs Awarded
	Adherence to Antipsychotic Medications for People with Schizophrenia	Pass & Ongoing	1
		Pass & Ongoing	0.5
		Pass & Ongoing	0.5
		Pass & Ongoing	1
		Pass & Ongoing	1
		Pass & Ongoing	1
		Pass & Ongoing	1
		Pass & Ongoing	0.5



Save & Return

Print

Achievement Value (AV) Scorecard DY4, Q4 January 1, 2019 - March 31, 2019 (Payment Quarter)  
OneCity Health - Project 3.a.i

	Follow-up after hospitalization for Mental Illness - within 7 days		0.5
			0.5
			0.5
			0.5
			0.5
			0.5
			1
			1



Domain 3 Pay for Performance



Save & Return

Print

Achievement Value (AV) Scorecard DY4, Q4 January 1, 2019 - March 31, 2019 (Payment Quarter)  
OneCity Health - Project 3.a.i

AV Driving	Measure	Reviewer Status	AVS Awarded
	Adherence to Antipsychotic Medications for People with Schizophrenia	Fail	0
		Fail	0
		Fail	0
		Fail	0
		Fail	0
		Fail	0
		Fail	0
		Fail	0
		Fail	0
		Fail	0
		Fail	0
		Fail	0
		Fail	0
		Fail	0
		Fail	0
		Fail	0
		Pass & Ongoing	1
<b>Total</b>			<b>1.00</b>



Save & Return

Print

Achievement Value (AV) Scorecard DY4, Q4 January 1, 2019 - March 31, 2019 (Payment Quarter)  
OneCity Health - Project 3.b.i

Project Snapshot	
Project Domain	Clinical Improvement Projects (Domain 3)
Project ID	3.b.i
Project Title	Evidence-based strategies for disease management in high risk/affected populations. (adult only)

Payment Snapshot	
DY4, Q4 Payment Earned	\$ 16,541,580
DY4, Q4 Payment Earned	\$ 6,811,239

3.b.i Scoresheet									
Domain	Component	Review Status	AVs Available	Net AVs Awarded	Percentage AV	Domain Funding % (DY4)	Domain Funding % (DY4, Q4)	Payment Available (\$)	Net Payment Earned (\$)
Domain 1	Domain 1 Organizational	Complete	5.00	5.00	100%	20%	12%	1,946,068	1,946,068
	Project Implementation Speed	N/A	0.00	0.00	0%				
	Patient Engagement Speed	Complete	1.00	1.00	100%				
<b>Domain 1 Subtotal</b>			<b>6.00</b>	<b>6.00</b>	<b>100%</b>	<b>20%</b>		<b>1,946,068</b>	<b>1,946,068</b>
Domain 3	Domain 3 Pay for Reporting (P4R)	Complete	7.00	7.00	100%	10%	6%	973,034	973,034
	Domain 3 Pay for Performance (P4P)		7.00	2.00	29%	70%	82%	13,622,478	3,892,137
<b>Domain 2 Subtotal</b>			<b>14.00</b>	<b>9.00</b>	<b>64%</b>	<b>80%</b>	<b>88%</b>	<b>14,595,512</b>	<b>4,865,171</b>
<b>Total</b>		<b>Complete</b>	<b>20.00</b>	<b>15.00</b>	<b>75%</b>	<b>100%</b>	<b>88%</b>	<b>16,541,580</b>	<b>6,811,239</b>

Total Project 3.b.i AVs Awarded: 15 out of 20

Hide Reviewer Comments

Domain 1 Project Milestones Project 3.b.i						
AV Driving	Project Requirement and Metric/Deliverable	Required Due Date	Committed Due Date	Milestone Status	Reviewer Status	AVs Awarded
	Module 1 - Major risks to implementation and mitigation strategies	Ongoing	N/A	In Process	Pass & Ongoing	N/A





Save & Return

Print

**Achievement Value (AV) Scorecard DY4, Q4 January 1, 2019 - March 31, 2019 (Payment Quarter)**  
**OneCity Health - Project 3.b.i**

●	Enter Reviewer Comment						
				Pass & Ongoing	0.00		
●	Enter Reviewer Comment						
				Pass & Ongoing	1		
●	Enter Reviewer Comment						
<b>Total</b>					<b>1.00</b>		

Domain 1 Project Prescribed Milestones - Project 3.b.i						
AV Driving	Project Requirement and Metric/Deliverable	Required Due Date	Committed Due Date	Milestone Status	Reviewer Status	AVs Awarded
●	1. Implement program to improve management of cardiovascular disease using evidence-based strategies in the ambulatory and community care setting.	3/31/2018	3/31/2018	Completed	Pass & Complete	N/A
	Enter Reviewer Comment					
●	2. Ensure that all PPS safety net providers are actively connected to EHR systems with local health information exchange/RHIO/SHIN-NY and share health information among clinical partners, including direct exchange (secure messaging), alerts and patient record look up, by the end of DY 3.	3/31/2018	3/31/2018	Completed	Pass & Complete	N/A
	Enter Reviewer Comment					
●	3. Ensure that EHR systems used by participating safety net providers meet Meaningful Use and PCMH Level 3 standards and/or APCM by the end of Demonstration Year 3.	3/31/2018	3/31/2018	Completed	Pass & Complete	N/A
	Enter Reviewer Comment					



Save & Return

Print

Achievement Value (AV) Scorecard DY4, Q4 January 1, 2019 - March 31, 2019 (Payment Quarter) OneCity Health - Project 3.b.i

●	4. Use EHRs or other technical platforms to track all patients engaged in this project.	3/31/2017	3/31/2017	Completed	Pass & Complete	N/A
<i>Enter Reviewer Comment</i>						
●	5. Use the EHR to prompt providers to complete the 5 A's of tobacco control (Ask, Assess, Advise, Assist, and Arrange).	3/31/2018	3/31/2018	Completed	Pass & Complete	N/A
<i>Enter Reviewer Comment</i>						
●	6. Adopt and follow standardized treatment protocols for hypertension and elevated cholesterol.	3/31/2017	3/31/2017	Completed	Pass & Complete	N/A
<i>Enter Reviewer Comment</i>						
●	7. Develop care coordination teams including use of nursing staff, pharmacists, dieticians and community health workers to address lifestyle changes, medication adherence, health literacy issues, and patient self-efficacy and confidence in self-management.	3/31/2017	3/31/2017	Completed	Pass & Complete	N/A
<i>Enter Reviewer Comment</i>						
●	8. Provide opportunities for follow-up blood pressure checks without a copayment or advanced appointment.	3/31/2018	3/31/2018	Completed	Pass & Complete	N/A
<i>Enter Reviewer Comment</i>						
●	9. Ensure that all staff involved in measuring and recording blood pressure are using correct measurement techniques and equipment.	3/31/2017	3/31/2017	Completed	Pass & Complete	N/A
<i>Enter Reviewer Comment</i>						
●	10. Identify patients who have repeated elevated blood pressure readings in the medical record but do not have a diagnosis of hypertension and schedule them for a hypertension visit.	3/31/2018	3/31/2018	Completed	Pass & Complete	N/A
<i>Enter Reviewer Comment</i>						



Save & Return

Print

Achievement Value (AV) Scorecard DY4, Q4 January 1, 2019 - March 31, 2019 (Payment Quarter) OneCity Health - Project 3.b.i

●	11. 'Prescribe once-daily regimens or fixed-dose combination pills when appropriate.	3/31/2017	3/31/2017	Completed	Pass & Complete	N/A
	<i>Enter Reviewer Comment</i>					
●	12. Document patient driven self-management goals in the medical record and review with patients at each visit.	3/31/2018	3/31/2018	Completed	Pass & Complete	N/A
	<i>Enter Reviewer Comment</i>					
●	13. Follow up with referrals to community based programs to document participation and behavioral and health status changes.	3/31/2018	3/31/2018	Completed	Pass & Complete	N/A
	<i>Enter Reviewer Comment</i>					
●	14. Develop and implement protocols for home blood pressure monitoring with follow up support.	3/31/2017	3/31/2017	Completed	Pass & Complete	N/A
	<i>Enter Reviewer Comment</i>					
●	15. Generate lists of patients with hypertension who have not had a recent visit and schedule a follow up visit.	3/31/2017	3/31/2017	Completed	Pass & Complete	N/A
	<i>Enter Reviewer Comment</i>					
●	16. Facilitate referrals to NYS Smoker's Quitline.	3/31/2017	3/31/2017	Completed	Pass & Complete	N/A
	<i>Enter Reviewer Comment</i>					
●	17. Perform additional actions including "hot spotting" strategies in high risk neighborhoods, linkages to Health Homes for the highest risk	3/31/2018	3/31/2018	Completed	Fail	N/A
	<i>Enter Reviewer Comment</i>					
					Pass & Ongoing	



Save & Return

Print

Achievement Value (AV) Scorecard DY4, Q4 January 1, 2019 - March 31, 2019 (Payment Quarter)  
OneCity Health - Project 3.b.i

	Enter Reviewer Comment					
	19. Form agreements with the Medicaid Managed Care organizations serving the affected population to coordinate services under this project.	3/31/2018	3/31/2018	Completed		N/A
						N/A

Domain 3 Pay for Reporting

	Domain 3 Pay for Reporting					
	Controlling High Blood Pressure					1
						1
						0.3333333
						0.3333333



Save & Return

Print

*Achievement Value (AV) Scorecard DY4, Q4 January 1, 2019 - March 31, 2019 (Payment Quarter)  
OneCity Health - Project 3.b.i*

	Health Literacy - Explained What to do if Illness Got Worse	Pass & Ongoing	0.3333333
		Pass & Ongoing	0.3333333
		Pass & Ongoing	0.3333333
		Pass & Ongoing	0.3333333
		Pass & Ongoing	0.5
		Pass & Ongoing	0.5
		Pass & Ongoing	1
		Pass & Ongoing	



Save & Return

Print

*Achievement Value (AV) Scorecard DY4, Q4 January 1, 2019 - March 31, 2019 (Payment Quarter)  
OneCity Health - Project 3.b.i*

<b>Total</b>	<b>7.00</b>



Save & Return

Print

Achievement Value (AV) Scorecard DY4, Q4 January 1, 2019 - March 31, 2019 (Payment Quarter)

OneCity Health - Project 3.b.i

Domain 3 Pay for Performance		
	Controlling High Blood Pressure	0
		1
		0.3333333
		0
		0.3333333
		0.3333333
		0
		0
		0
		0
		0
		0
		0
		0



Save & Return

Print

Achievement Value (AV) Scorecard DY4, Q4 January 1, 2019 - March 31, 2019 (Payment Quarter)  
OneCity Health - Project 3.d.ii

Project Snapshot	
Project Domain	Clinical Improvement Projects (Domain 3)
Project ID	3.d.ii
Project Title	Expansion of asthma home-based self-management program

Payment Snapshot	
DY4, Q4 Payment Earned	\$ 10,026,983
DY4, Q4 Payment Earned	\$ 7,060,667

3.d.ii Scoresheet									
Domain	Component	Review Status	AVs Available	Net AVs Awarded	Percentage AV	Domain Funding % (DY4)	Domain Funding % (DY4, Q4)	Payment Available (\$)	Net Payment Earned (\$)
Domain 1	Domain 1 Organizational	Complete	5.00	5.00	100%	20%	20%	2,005,397	1,671,164
	Project Implementation Speed	N/A	0.00	0.00	0%				
	Patient Engagement Speed	Complete	1.00	0.00	0%				
<b>Domain 1 Subtotal</b>			<b>6.00</b>	<b>5.00</b>	<b>83%</b>	<b>20%</b>	<b>20%</b>	<b>2,005,397</b>	<b>1,671,164</b>
Domain 3	Domain 3 Pay for Reporting (P4R)	Complete	4.00	4.00	100%	10%	10%	1,002,698	1,002,698
	Domain 3 Pay for Performance (P4P)		4.00	2.50	63%	70%	70%	7,018,888	4,386,805
<b>Domain 3 Subtotal</b>			<b>8.00</b>	<b>6.50</b>	<b>81%</b>	<b>80%</b>	<b>80%</b>	<b>8,021,586</b>	<b>5,389,503</b>
<b>Total</b>		<b>Complete</b>	<b>14.00</b>	<b>11.50</b>	<b>82%</b>	<b>100%</b>	<b>100%</b>	<b>10,026,983</b>	<b>7,060,667</b>

Total Project 3.d.ii AVs Awarded: 11.5 out of 14

Hide Reviewer Comments

Domain 1 Project Milestones Project 3.d.ii						
AV Driving	Project Requirement and Metric/Deliverable	Required Due Date	Committed Due Date	Milestone Status	Reviewer Status	AVs Awarded
	Module 1 - Major risks to implementation and mitigation strategies	Ongoing	N/A	In Process	Pass & Ongoing	N/A





Save & Return

Print

Achievement Value (AV) Scorecard DY4, Q4 January 1, 2019 - March 31, 2019 (Payment Quarter)  
OneCity Health - Project 3.d.ii

●	<i>Enter Reviewer Comment</i>							
			Pass & Ongoing	0.00				
●	<i>Enter Reviewer Comment</i>							
			Fail	0				
●	<i>Enter Reviewer Comment</i>							
<b>Total</b>				<b>0.00</b>				

Domain 1 Project Prescribed Milestones - Project 3.d.ii						
AV Driving	Project Requirement and Metric/Deliverable	Required Due Date	Committed Due Date	Milestone Status	Reviewer Status	AVs Awarded
●	1. Expand asthma home-based self-management program to include home environmental trigger reduction, self-monitoring, medication use, and medical follow-up.	3/31/2018	3/31/2018	Completed	Pass & Complete	N/A
	<i>Enter Reviewer Comment</i>					
●	2. Establish procedures to provide, coordinate, or link the client to resources for evidence-based trigger reduction interventions. Specifically, change the patient's indoor environment to reduce exposure	3/31/2017	3/31/2017	Completed	Pass & Complete	N/A
	<i>Enter Reviewer Comment</i>					
					Pass & Complete	N/A
●	<i>Enter Reviewer Comment</i>					



Save & Return

Print

Achievement Value (AV) Scorecard DY4, Q4 January 1, 2019 - March 31, 2019 (Payment Quarter)  
OneCity Health - Project 3.d.ii

●	4. Implement training and asthma self-management education services, including basic facts about asthma, proper medication use, identification and avoidance of environmental exposures that worsen asthma, self-monitoring of asthma symptoms and asthma control, and using written asthma action plans.	3/31/2017	3/31/2017	Completed	Pass & Complete	N/A
	Enter Reviewer Comment					
●	5. Ensure coordinated care for asthma patients includes social services and support.	3/31/2018	3/31/2018	Completed	Pass & Complete	N/A
	Enter Reviewer Comment					
●	6. Implement periodic follow-up services, particularly after ED or hospital visit occurs, to provide patients with root cause analysis of what happened and how to avoid future events.	3/31/2017	3/31/2017	Completed	Fail	N/A
	Enter Reviewer Comment					
●	7. Ensure communication, coordination, and continuity of care with Medicaid Managed Care plans, Health Home care managers, primary care providers, and specialty providers.	3/31/2018	3/31/2018	Completed	Pass & Complete	N/A
	Enter Reviewer Comment					
●	8. Use EHRs or other technical platforms to track all patients engaged in this project.	3/31/2017	3/31/2017	Completed	Pass & Complete	N/A
	Enter Reviewer Comment					
<b>Total</b>						<b>0.00</b>

Domain 3 Pay for Reporting			
AV Driving	Measure	Reviewer Status	AVs Awarded



Save & Return

Print

Achievement Value (AV) Scorecard DY4, Q4 January 1, 2019 - March 31, 2019 (Payment Quarter)

OneCity Health - Project 3.d.ii

	Asthma Medication Ratio (5 – 64 Years)		1
			0.5
			0.5
			1
			1

Domain 3 Pay for Performance

	Asthma Medication Ratio (5 – 64 Years)		0
			0.5
			0
			1
			1



Save & Return

Print

Achievement Value (AV) Scorecard DY4, Q4 January 1, 2019 - March 31, 2019 (Payment Quarter)  
OneCity Health - Project 3.g.i

Project Snapshot	
Project Domain	Clinical Improvement Projects (Domain 3)
Project ID	3.g.i
Project Title	Integration of palliative care into the PCMH model

Payment Snapshot

3.g.i Scoresheet									
Domain	Component	Review Status	AVs Available	Net AVs Awarded	Percentage AV	Domain Funding % (DY4)	Domain Funding % (DY4, Q4)	Payment Available (\$)	Net Payment Earned (\$)
Domain 1	Domain 1 Organizational	Complete	5.00	5.00	100%	20%	12%	1,469,673	1,469,673
	Project Implementation Speed	N/A	0.00	0.00	0%				
	Patient Engagement Speed	Complete	1.00	1.00	100%				
<b>Domain 1 Subtotal</b>			<b>6.00</b>	<b>6.00</b>	<b>100%</b>	<b>20%</b>	<b>12%</b>	<b>1,469,673</b>	<b>1,469,673</b>
Domain 3	Domain 3 Pay for Reporting (P4R)	Complete	5.00	5.00	100%	10%	6%	734,837	734,837
	Domain 3 Pay for Performance (P4P)	Complete	5.00	5.00	100%	70%	82%	10,287,714	10,287,714

Domain 1 Project Milestones Project 3.g.i						
AV Driving	Project Requirement and Metric/Deliverable	Required Due Date	Committed Due Date	Milestone Status	Reviewer Status	AVs Awarded
	Module 1 - Major risks to implementation and mitigation strategies	Ongoing	N/A	In Process	Pass & Ongoing	N/A



Save & Return

Print

**Achievement Value (AV) Scorecard DY4, Q4 January 1, 2019 - March 31, 2019 (Payment Quarter)**  
**OneCity Health - Project 3.g.i**

●	<i>Enter Reviewer Comment</i>				Pass & Ongoing	0.00
●	<i>Enter Reviewer Comment</i>				Pass & Ongoing	1
●	<i>Enter Reviewer Comment</i>					
<b>Total</b>						<b>1.00</b>

Domain 1 Project Prescribed Milestones - Project 3.g.i						
AV Driving	Project Requirement and Metric/Deliverable	Required Due Date	Committed Due Date	Milestone Status	Reviewer Status	AVs Awarded
●	1. Integrate Palliative Care into appropriate participating PCPs that have, or will have, achieved NCQA PCMH and/or APCM certification.	3/31/2018	3/31/2018	Completed	Pass & Complete	N/A
●	2. Develop partnerships with community and provider resources including Hospice to bring the palliative care supports and services into	3/31/2017	3/31/2017	Completed	Pass & Complete	N/A
●	3. Develop and adopt clinical guidelines agreed to by all partners including services and eligibility.	3/31/2017	3/31/2017	Completed	Pass & Complete	N/A
●	4. Engage staff in trainings to increase role-appropriate competence in palliative care skills and protocols developed by the PPS.	3/31/2017	3/31/2017	Completed	Pass & Complete	N/A



Save & Return

Print

*Achievement Value (AV) Scorecard DY4, Q4 January 1, 2019 - March 31, 2019 (Payment Quarter)  
OneCity Health - Project 3.g.i*

●	5. Engage with Medicaid Managed Care to address coverage of services.	3/31/2018	3/31/2018	Completed		N/A
●	6. Use EHRs or other IT platforms to track all patients engaged in this project.	3/31/2017	3/31/2017	Completed		N/A

**Domain 3 Pay for Reporting**

AV Driving	Measure	Reviewer Status	AVs Awarded
●	Percentage of patients indicating need who were offered or provided an intervention for pain symptoms experienced during the past week	Pass & Ongoing	1
●	Percentage of patients indicating need who were offered or provided an intervention for physical symptoms (other than pain) experienced during the past week	Pass & Ongoing	1
●	Percentage of patients indicating need who were offered or provided an intervention for not feeling at peace during the past week	Pass & Ongoing	1
●	Percentage of patients indicating need who were offered or provided an intervention for depressing feelings experienced during the past week		1



Save & Return

Print

*Achievement Value (AV) Scorecard DY4, Q4 January 1, 2019 - March 31, 2019 (Payment Quarter)  
OneCity Health - Project 3.g.i*

●	Percentage of patients who were offered or provided an intervention when there was no advance directive in place		1
---	--	--	---

Domain 3 Pay for Performance			
AV Driving	Measure	Reviewer Status	AVS Awarded
●	Percentage of patients indicating need who were offered or provided an intervention for pain symptoms experienced during the past week	Pass & Ongoing	1
●	Percentage of patients indicating need who were offered or provided an intervention for physical symptoms (other than pain) experienced during the past week	Pass & Ongoing	1
●	Percentage of patients indicating need who were offered or provided an intervention for not feeling at peace during the past week	Pass & Ongoing	1
●	Percentage of patients indicating need who were offered or provided an intervention for depressing feelings experienced during the past week		1
●	Percentage of patients who were offered or provided an intervention when there was no advance directive in place		1



Save & Return

Print

Achievement Value (AV) Scorecard DY4, Q4 January 1, 2019 - March 31, 2019 (Payment Quarter)  
OneCity Health - Project 4.a.iii

Project Snapshot	
Project Domain	Domain 4: Population-wide Projects: New York's
Project ID	4.a.iii
Project Title	Strengthen Mental Health and Substance Abuse Infrastructure Across Systems

Payment Snapshot	
DY4, Q4 Payment Earned	\$ 6,821,071
DY4, Q4 Payment Earned	\$ 6,821,071

4.a.iii Scoresheet									
Domain	Component	Review Status	AVs Available	Net AVs Awarded	Percentage AV	Domain Funding % (DY4)	Domain Funding % (DY4, Q4)	Payment Available (\$)	Net Payment Earned (\$)
Domain 1	Domain 1 Organizational	Complete	5.00	5.00	100%	20%	20%	1,364,214	1,364,214
	Project Implementation Speed	N/A	0.00	0.00	0%				
	Patient Engagement Speed	N/A	0.00	0.00	0%				
<b>Domain 1 Subtotal</b>			<b>5.00</b>	<b>5.00</b>	<b>100%</b>	<b>20%</b>	<b>20%</b>	<b>1,364,214</b>	<b>1,364,214</b>
Domain 4	Domain 4 Pay for Reporting (P4R)	Complete	11.00	11.00	100%	80%	80%	5,456,857	5,456,857
	Domain 4 Pay for Performance (P4P)	N/A	N/A	N/A	N/A	0%	0%	-	-

Domain 4 Pay for Performance and Pay for Reporting - Project 4.a.iii (all Milestones are P4R in DY2)			
AV Driving	Measure	Reviewer Status	AVs Awarded
	Age-adjusted preventable hospitalizations rate per 10,000 - Aged 18+ years – Ratio of Hispanics to White non-Hispanics	Pass & Ongoing	1







Save & Return

Print

*Achievement Value (AV) Scorecard DY4, Q4 January 1, 2019 - March 31, 2019 (Payment Quarter)*  
*OneCity Health - Project 4.a.iii*

●	Age-adjusted percentage of adults with poor mental health for 14 or more days in the last month		1
<i>Enter Reviewer Comment</i>			
◐		Pass & Ongoing	1
<i>Enter Reviewer Comment</i>			
◐		Pass & Ongoing	1
<i>Enter Reviewer Comment</i>			
<b>Total</b>			<b>11.00</b>



Save & Return

Print

Achievement Value (AV) Scorecard DY4, Q4 January 1, 2019 - March 31, 2019 (Payment Quarter)  
OneCity Health - Project 4.c.ii

Project Snapshot	
<b>Project Domain</b>	Domain 4: Population-wide Projects: New York's
<b>Project ID</b>	4.c.ii
<b>Project Title</b>	Increase early access to, and retention in, HIV care

Payment Snapshot	
<b>DY4, Q4 Payment Earned</b>	\$ 6,480,018
<b>DY4, Q4 Payment Earned</b>	\$ 6,480,018

4.c.ii Scoresheet									
Domain	Component	Review Status	AVs Available	Net AVs Awarded	Percentage AV	Domain Funding % (DY4)	Domain Funding % (DY4, Q4)	Payment Available (\$)	Net Payment Earned (\$)
Domain 1	Domain 1 Organizational	Complete	5.00	5.00	100%	20%	20%	1,296,004	1,296,004
	Project Implementation Speed	N/A	0.00	0.00	0%				
	Patient Engagement Speed	N/A	0.00	0.00	0%				
<b>Domain 1 Subtotal</b>			<b>5.00</b>	<b>5.00</b>	<b>100%</b>	<b>20%</b>	<b>20%</b>	<b>1,296,004</b>	<b>1,296,004</b>
Domain 4	Domain 4 Pay for Reporting (P4R)	Complete	11.00	11.00	100%	80%	80%	5,184,014	5,184,014
	Domain 4 Pay for Performance (P4P)	N/A	N/A	N/A	N/A	0%	0%	-	-

Domain 4 Pay for Performance and Pay for Reporting - Project 4.c.ii (all Milestones are P4R in DY2)			
AV Driving	Measure	Reviewer Status	AVs Awarded
	Age-adjusted preventable hospitalizations rate per 10,000 - Aged 18+ years – Ratio of Hispanics to White non-Hispanics	Pass & Ongoing	1



Save & Return

Print

**Achievement Value (AV) Scorecard DY4, Q4 January 1, 2019 - March 31, 2019 (Payment Quarter)**  
**OneCity Health - Project 4.c.ii**

	<i>Enter Reviewer Comment</i>	Pass & Ongoing	1
	<i>Enter Reviewer Comment</i>	Pass & Ongoing	1
	<i>Enter Reviewer Comment</i>	Pass & Ongoing	1
	<i>Enter Reviewer Comment</i>	Pass & Ongoing	1
	<i>Enter Reviewer Comment</i>	Pass & Ongoing	1
	<i>Enter Reviewer Comment</i>	Pass & Ongoing	1
	<i>Enter Reviewer Comment</i>	Pass & Ongoing	1
	<i>Enter Reviewer Comment</i>	Pass & Ongoing	1
	<i>Enter Reviewer Comment</i>	Pass & Ongoing	1
	<i>Enter Reviewer Comment</i>	Pass & Ongoing	1



Save & Return

Print

**Achievement Value (AV) Scorecard DY4, Q4 January 1, 2019 - March 31, 2019 (Payment Quarter)**  
**OneCity Health - Project 4.c.ii**

●	Age-adjusted percentage of adults who have a regular health care provider - Aged 18+ years		1
<i>Enter Reviewer Comment</i>			
◐		Pass & Ongoing	1
<i>Enter Reviewer Comment</i>			
◐		Pass & Ongoing	1
<i>Enter Reviewer Comment</i>			
<b>Total</b>			<b>11.00</b>