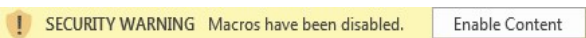





General Instructions		
Step	Description/Link	Image
1. Enable Content	Click "Enable Content" at the top of the screen to enable macros.	
2. Review AV Scorecard Overview	The AV scorecard Overview is a summary of the report <a href="#">Click to Access AV Scorecard Overview</a>	<a href="#">Click to Access AV Scorecard Overview</a>

Functionality		
Step	Description/Link	Image
1. Print	All tabs include a print button in the upper left hand corner. The AV Scorecard Overview tab also includes a "Print All" button which will print all relevany reports.	
2. Access Detailed Project Reports and return to AV Scorecard Overview	The AV Scorecard Overview tab is the landing page from which detailed project reports can be viewed. From the AV Scorecard Overview" click the relevant project button to access the project tab. From the project tab click "Save and Return" to access the AV Scorecard Overview	
3. Show or Hide reviewer comments	Each project tab includes a Show/Hide Reviewer Comments button on the left hand side of the screen. Click "Show Reviewer Comments" to show comments and "Hide Reviewer Comments" to hide comments.	



[Print Summary](#)

[Print All](#)

*Achievement Value (AV) Scorecard  
Alliance for Better Health Care, LLC*

**PPS Information**

Quarter	DY5, Q4 January 1, 2020 - March 31, 2020 (Payment Quarter)
PPS	Alliance for Better Health Care, LLC
PPS Number	3

**Achievement Value (AV) Scorecard Summary**

Project Link (click on the purple link below to access each individual project report)	AV Data				Payment Data	
	AVs Available	AVs Awarded	AV Adjustment	Net AVs Awarded	DY5, Q4 Payment Available	DY5, Q4 Payment Earned
<a href="#">Domain I - Organizational (All Projects)</a>	5.00	5.00	0.00	5.00	<i>Organizational funds are embedded within each project's payment</i>	
<a href="#">2.a.i</a>	20.00	15.33	0.00	15.33	\$ 1,280,738	\$ 724,898
<a href="#">2.b.iii</a>	20.00	15.33	0.00	15.33	\$ 976,160	\$ 552,507
<a href="#">2.b.iv</a>	20.00	15.33	0.00	15.33	\$ 973,489	\$ 550,995
<a href="#">2.b.viii</a>	20.00	15.33	0.00	15.33	\$ 994,166	\$ 562,698
<a href="#">2.d.i</a>	13.00	10.97	0.00	10.97	\$ 809,518	\$ 427,446
<a href="#">3.a.i</a>	24.00	19.50	0.00	19.50	\$ 828,653	\$ 455,759
<a href="#">3.a.iv</a>	24.00	19.50	0.00	19.50	\$ 835,873	\$ 459,730
<a href="#">3.d.ii</a>	13.00	10.00	0.00	10.00	\$ 670,757	\$ 217,996



Department of Health

Medicaid Redesign Team

New York State Department of Health  
Delivery System Reform Incentive Payment (DSRIP) Program

Print Summary

Print All

*Achievement Value (AV) Scorecard  
Alliance for Better Health Care, LLC*

3.g.i	14.00	12.00	0.00	12.00	\$ 507,936	\$ 279,365
4.a.iii	16.00	16.00	0.00	16.00	\$ 470,744	\$ 470,744
4.b.i	22.00	22.00	0.00	22.00	\$ 541,356	\$ 541,356
AV Adjustments (Column F)						
<b>Total</b>	<b>206.00</b>	<b>171.30</b>	<b>0.00</b>	<b>171.30</b>	<b>\$ 8,889,389</b>	<b>\$ 5,243,493</b>



Save & Return

Print

Achievement Value (AV) Scorecard DY5, Q4 January 1, 2020 - March 31, 2020 (Payment Alliance for Better Health Care, LLC - Domain 1 Organizational AVs)

Domain I Organizational Scoresheet						
Domain I Organizational	Review Status	AVs Available	AVs Awarded	Adjustments	Net AVs	AV
Workforce Strategy	Complete	1.00	1.00	0.00	1.00	100%
Section 01 - Budget	Complete	1.00	1.00	0.00	1.00	100%
Section 02 - Governance	Complete	1.00	1.00	0.00	1.00	100%
Section 03 - Financial Sustainability	Complete	1.00	1.00	0.00	1.00	100%
Section 04 - Cultural Competency & Health Literacy	Complete	1.00	1.00	0.00	1.00	100%
Section 05 - IT Systems and Processes	Complete	N/A	N/A	N/A	N/A	N/A
Section 06 - Performance Reporting	Complete	N/A	N/A	N/A	N/A	N/A
Section 07 - Practitioner Engagement	Complete	N/A	N/A	N/A	N/A	N/A
Section 08 - Population Health Management	Complete	N/A	N/A	N/A	N/A	N/A
Section 09 - Clinical Integration	Complete	N/A	N/A	N/A	N/A	N/A
Section 10 - General Project Reporting	Complete	N/A	N/A	N/A	N/A	N/A
<b>Total</b>	<b>Complete</b>	<b>5.00</b>	<b>5.00</b>	<b>0.00</b>	<b>5.00</b>	<b>100%</b>

Net Organizational AVs Awarded: 5 out of 5

Hide Reviewer Comments

Workforce Strategy							
Process Measure	AV Driving	Milestone	Required Due Date	Committed Due Date	Milestone Status	Reviewer Status	AV Awarded
Workforce Strategy Budget Updates	●						
	●						



Save & Return

Print

*Achievement Value (AV) Scorecard DY5, Q4 January 1, 2020 - March 31, 2020 (Payment Alliance for Better Health Care, LLC - Domain 1 Organizational AVs*

Additional Workforce Strategy Budget Updates (non AV-driving)		1. Define target workforce state (in line with DSRIP program's goals)	N/A	N/A	In Process	Pass & Ongoing	1
		2. Create a workforce transition roadmap for achieving defined target workforce	N/A	N/A	In Process	Pass & Ongoing	
		3. Perform detailed gap analysis between current state assessment of workforce and projected future state	N/A	N/A	In Process	Pass & Ongoing	
		4. Produce a compensation and benefit analysis, covering impacts on both retrained and redeployed staff, as well as new hires, particularly focusing on full and partial placements	6/30/2016	N/A	Completed	Pass & Complete	
		5. Develop training strategy	3/31/2016	N/A	Completed	Pass & Complete	
		Major Risks to Implementation & Risk Mitigation Strategies	N/A	N/A	In Process	Pass & Ongoing	



Save & Return

Print

**Achievement Value (AV) Scorecard DY5, Q4 January 1, 2020 - March 31, 2020 (Payment Alliance for Better Health Care, LLC - Domain 1 Organizational AVs)**

Additional Workforce Strategy Topic Areas	●							
	●	Major Dependencies on Organizational Workstreams	N/A	N/A	In Process	Pass & Ongoing	N/A	
	●	Roles and Responsibilities	N/A	N/A	In Process	Pass & Ongoing		
	●	Key Stakeholders	N/A	N/A	In Process	Pass & Ongoing		
	●	IT Expectations	N/A	N/A	In Process	Pass & Ongoing		
	●	Progress Reporting	N/A	N/A	In Process	Pass & Ongoing		
	<b>Total</b>							<b>1</b>

Section 01 - Budget							
Process Measure	AV Driving	Milestone	Required Due Date	Committed Due Date	Milestone Status	Reviewer Status	AV Awarded
	●	Module 1.1 - PPS Budget Report (Baseline)	Ongoing	N/A	Completed	Pass & Complete	



Save & Return

Print

**Achievement Value (AV) Scorecard DY5, Q4 January 1, 2020 - March 31, 2020 (Payment Alliance for Better Health Care, LLC - Domain 1 Organizational AVs)**

Quarterly Project Reports, Project Budget and Flow of Funds	●	Module 1.2 - PPS Budget Report (Quarterly)	Ongoing	N/A	In Process	Pass & Ongoing	1	
	●	Module 1.3 - PPS Flow of Funds (Baseline)	Ongoing	N/A	Completed	Pass & Complete		
	●	Module 1.4 - PPS Flow of Funds (Quarterly)	Ongoing	N/A	In Process	Pass & Ongoing		
●	Quarterly Progress Reports	N/A	N/A	In Process	Pass & Ongoing			
<b>Total</b>							<b>1</b>	

Section 02 - Governance							
Process Measure	AV Driving	Milestone	Required Due Date	Committed Due Date	Milestone Status	Reviewer Status	AV Awarded
Governance Structure	●	1. Finalize governance structure and sub-committee structure	9/30/2015	N/A	Completed	Pass (with Exception) & Complete	
	●	2. Establish a clinical governance structure, including clinical quality committees for each DSRIP project	12/31/2015	N/A	Completed	Pass & Complete	



Save & Return

Print

**Achievement Value (AV) Scorecard DY5, Q4 January 1, 2020 - March 31, 2020 (Payment Alliance for Better Health Care, LLC - Domain 1 Organizational AVs)**

Updates							1
	●	3. Finalize bylaws and policies or Committee Guidelines where applicable	9/30/2015	N/A	Completed	Pass & Complete	
Governance Process Update	●	4. Establish governance structure reporting and monitoring processes	12/31/2015	N/A	Completed	Pass & Complete	
	●	5. Finalize community engagement plan, including communications with the public and non-provider organizations (e.g. schools, churches, homeless services,	N/A	N/A	Completed	Pass & Complete	N/A
●	6. Finalize partnership agreements or contracts with CBOs	N/A	N/A	Completed	Pass & Complete		
Additional Governance Milestones (non AV-driving)	●	7. Finalize agency coordination plan aimed at engaging appropriate public sector agencies at state and local levels (e.g. local departments of health and	N/A	N/A	Completed	Pass & Complete	
	●	8. Finalize workforce communication and engagement plan	N/A	N/A	Completed	Pass & Complete	





Save & Return

Print

*Achievement Value (AV) Scorecard DY5, Q4 January 1, 2020 - March 31, 2020 (Payment Alliance for Better Health Care, LLC - Domain 1 Organizational AVs)*

	●	9. Inclusion of CBOs in PPS Implementation	N/A	N/A	Completed	Pass & Complete	
	●	Major Risks to Implementation & Risk Mitigation Strategies	N/A	N/A	In Process	Pass & Ongoing	
	●	Major Dependencies on Organizational Workstreams	N/A	N/A	In Process	Pass & Ongoing	
	●	Roles and Responsibilities	N/A	N/A	In Process	Pass & Ongoing	
Additional Governance Topic Areas	●	Key Stakeholders	N/A	N/A	In Process	Pass & Ongoing	N/A
	●	IT Expectations	N/A	N/A	In Process	Pass & Ongoing	
	●	Progress Reporting	N/A	N/A	In Process	Pass & Ongoing	
	<b>Total</b>						



Save & Return

Print

*Achievement Value (AV) Scorecard DY5, Q4 January 1, 2020 - March 31, 2020 (Payment Alliance for Better Health Care, LLC - Domain 1 Organizational AVs)*

Process Measure	AV Driving	Milestone	Required Due Date	Committed Due Date	Milestone Status	Reviewer Status	AV Awarded	
Financial Stability Update	●	1. Finalize PPS finance structure, including reporting structure	12/31/2015	N/A	Completed	Pass & Complete	1	
	●	2. Perform network financial health current state assessment and develop financial sustainability strategy to address key issues.	3/31/2016	N/A	Completed	Pass & Complete		
	●	3. Finalize Compliance Plan consistent with New York State Social Services Law 363-d	12/31/2015	N/A	Completed	Pass & Complete		
	●	4. Develop a Value Based Needs Assessment "VNA"	3/31/2017	N/A	Completed	Pass & Complete		
	●	Major Risks to Implementation & Risk Mitigation Strategies	N/A	N/A	In Process	Pass & Ongoing		
	●	Major Dependencies on Organizational Workstreams	N/A	N/A	In Process	Pass & Ongoing		



Save & Return

Print

**Achievement Value (AV) Scorecard DY5, Q4 January 1, 2020 - March 31, 2020 (Payment Alliance for Better Health Care, LLC - Domain 1 Organizational AVs)**

Additional Financial Stability Topic Areas	●	Roles and Responsibilities	N/A	N/A	In Process	Pass & Ongoing	N/A
	●	Key Stakeholders	N/A	N/A	In Process	Pass & Ongoing	
	●	IT Expectations	N/A	N/A	In Process	Pass & Ongoing	
	●	Progress Reporting	N/A	N/A	In Process	Pass & Ongoing	
<b>Total</b>							<b>1</b>

Section 04 - Cultural Competency & Health Literacy							
Process Measure	AV Driving	Milestone	Required Due Date	Committed Due Date	Milestone Status	Reviewer Status	AV Awarded
Cultural Competency /Health Literacy	●	1. Finalize cultural competency / health literacy strategy.	12/31/2015	N/A	Completed	Pass & Complete	1
	●	2. Develop a training strategy focused on addressing the drivers of health disparities (beyond the availability of language-appropriate material).	6/30/2016	N/A	Completed	Pass & Complete	



Save & Return

Print

**Achievement Value (AV) Scorecard DY5, Q4 January 1, 2020 - March 31, 2020 (Payment Alliance for Better Health Care, LLC - Domain 1 Organizational AVs)**

Additional Cultural Competency /Health Literacy Topic Areas	●	Major Risks to Implementation & Risk Mitigation Strategies	N/A	N/A	In Process	Pass & Ongoing	N/A
	●	Major Dependencies on Organizational Workstreams	N/A	N/A	In Process	Pass & Ongoing	
	●	Roles and Responsibilities	N/A	N/A	In Process	Pass & Ongoing	
	●	Key Stakeholders	N/A	N/A	In Process	Pass & Ongoing	
●	IT Expectations	N/A	N/A	In Process	Pass & Ongoing	N/A	
●	Progress Reporting	N/A	N/A	In Process	Pass & Ongoing	N/A	
<b>Total</b>							<b>1</b>

Section 05 - IT Systems and Processes							
Process Measure	AV Driving	Milestone	Required Due Date	Committed Due Date	Milestone Status	Reviewer Status	AV Awarded



Save & Return

Print

**Achievement Value (AV) Scorecard DY5, Q4 January 1, 2020 - March 31, 2020 (Payment Alliance for Better Health Care, LLC - Domain 1 Organizational AVs)**

IT Systems and Processes	●	1. Perform current state assessment of IT capabilities across network, identifying any critical gaps, including readiness for data sharing and the implementation of interoperable IT platform(s).	9/30/2015	N/A	Complete	Pass & Complete	N/A	
	●	2. Develop an IT Change Management Strategy.	N/A	N/A	In Process	Pass & Ongoing		
	●	3. Develop roadmap to achieving clinical data sharing and interoperable systems across PPS network	3/31/2016	N/A	Complete	Pass & Complete		
	●	4. Develop a specific plan for engaging attributed members in Qualifying Entities	3/31/2017	N/A	Complete	Pass & Complete		
	●	5. Develop a data security and confidentiality plan.	12/31/2016	N/A	Complete	Pass & Complete		
	●	Major Risks to Implementation & Risk Mitigation Strategies	N/A	N/A	In Process	Pass & Ongoing		
	●	Major Dependencies on Organizational Workstreams	N/A	N/A	In Process	Pass & Ongoing		



Save & Return

Print

**Achievement Value (AV) Scorecard DY5, Q4 January 1, 2020 - March 31, 2020 (Payment Alliance for Better Health Care, LLC - Domain 1 Organizational AVs)**

Additional IT Systems and Processes Topic Areas	●						N/A
	●	Roles and Responsibilities	N/A	N/A	In Process	Pass & Ongoing	
	●						
	●	Key Stakeholders	N/A	N/A	In Process	Pass & Ongoing	
	●	Progress Reporting	N/A	N/A	In Process	Pass & Ongoing	
<b>Total</b>							<b>0</b>

Section 06 - Performance Reporting							
Process Measure	AV Driving	Milestone	Required Due Date	Committed Due Date	Milestone Status	Reviewer Status	AV Awarded
Performance Reporting	●	1. Establish reporting structure for PPS-wide performance reporting and communication.	3/31/2017	N/A	Completed	Pass (with Exception) & Complete	N/A
	●	2. Develop training program for organizations and individuals throughout the network, focused on clinical quality and performance reporting.	N/A	N/A	In Process	Pass & Ongoing	N/A



Save & Return

Print

**Achievement Value (AV) Scorecard DY5, Q4 January 1, 2020 - March 31, 2020 (Payment Alliance for Better Health Care, LLC - Domain 1 Organizational AVs)**

Additional Performance Reporting Topic Areas	●	Major Risks to Implementation & Risk Mitigation Strategies	N/A	N/A	In Process	Pass & Ongoing	N/A
	●	Major Dependencies on Organizational Workstreams	N/A	N/A	In Process	Pass & Ongoing	
	●	Roles and Responsibilities	N/A	N/A	In Process	Pass & Ongoing	
●	Key Stakeholders	N/A	N/A	In Process	Pass & Ongoing		
●	IT Expectations	N/A	N/A	In Process	Pass & Ongoing		
●	Progress Reporting	N/A	N/A	In Process	Pass & Ongoing		
<b>Total</b>							<b>0</b>

Section 07 - Practitioner Engagement							
Process Measure	AV Driving	Milestone	Required Due Date	Committed Due Date	Milestone Status	Reviewer Status	AV Awarded
	●	1. Develop Practitioners communication and engagement plan.	12/31/2015	N/A	Completed	Pass & Complete	



Save & Return

Print

**Achievement Value (AV) Scorecard DY5, Q4 January 1, 2020 - March 31, 2020 (Payment Alliance for Better Health Care, LLC - Domain 1 Organizational AVs)**

Practitioner Engagement	●						N/A
	●	2. Develop training / education plan targeting practioners and other professional groups, designed to educate them about the DSRIP program and your PPS-specific quality improvement agenda.	N/A	N/A	In Process	Pass & Ongoing	
Additional Practitioner Engagement Topic Areas	●	Major Risks to Implementation & Risk Mitigation Strategies	N/A	N/A	In Process	Pass & Ongoing	N/A
	●						
	●	Major Dependencies on Organizational Workstreams	N/A	N/A	In Process	Pass & Ongoing	
	●						
	●	Roles and Responsibilities	N/A	N/A	In Process	Pass & Ongoing	
	●	Key Stakeholders	N/A	N/A	In Process	Pass & Ongoing	
	●						
●	IT Expectations	N/A	N/A	In Process	Pass & Ongoing		
●							
●	Progress Reporting	N/A	N/A	In Process	Pass & Ongoing		





Save & Return

Print

Achievement Value (AV) Scorecard DY5, Q4 January 1, 2020 - March 31, 2020 (Payment Alliance for Better Health Care, LLC - Domain 1 Organizational AVs)

<b>Total</b>							<b>0</b>

Section 08 - Population Health Management							
Process Measure	AV Driving	Milestone	Required Due Date	Committed Due Date	Milestone Status	Reviewer Status	AV Awarded
Population Health	●	1. Develop population health management roadmap.	12/31/2016	N/A	Complete	Pass & Complete	N/A
	●	2. Finalize PPS-wide bed reduction plan.	N/A	N/A	In Process	Pass & Ongoing	N/A
Additional Population Health Topic Areas	●	Major Risks to Implementation & Risk Mitigation Strategies	N/A	N/A	In Process	Pass & Ongoing	N/A
	●	Major Dependencies on Organizational Workstreams	N/A	N/A	In Process	Pass & Ongoing	
	●	Roles and Responsibilities	N/A	N/A	In Process	Pass & Ongoing	
	●	Key Stakeholders	N/A	N/A	In Process	Pass & Ongoing	



Save & Return

Print

**Achievement Value (AV) Scorecard DY5, Q4 January 1, 2020 - March 31, 2020 (Payment Alliance for Better Health Care, LLC - Domain 1 Organizational AVs)**

●	IT Expectations	N/A	N/A	In Process	Pass & Ongoing
●	Progress Reporting	N/A	N/A	In Process	Pass & Ongoing
<b>Total</b>					
<b>0</b>					

Section 09 - Clinical Integration							
Process Measure	AV Driving	Milestone	Required Due Date	Committed Due Date	Milestone Status	Reviewer Status	AV Awarded
Clinical Integration	●	1. Perform a clinical integration 'needs assessment'.	6/30/2016	N/A	Complete	Pass & Complete	N/A
Clinical Integration	●	2. Develop a Clinical Integration strategy.	6/30/2016	N/A	Complete	Pass & Complete	N/A
	●	Major Risks to Implementation & Risk Mitigation Strategies	N/A	N/A	In Process	Pass & Ongoing	
		Major Dependencies on Organizational Workstreams	N/A	N/A	In Process	Pass & Ongoing	
	●						
		Roles and Responsibilities	N/A	N/A	In Process	Pass & Ongoing	



Save & Return

Print

*Achievement Value (AV) Scorecard DY5, Q4 January 1, 2020 - March 31, 2020 (Payment Alliance for Better Health Care, LLC - Domain 1 Organizational AVs*

Additional Clinical Integration Topic Areas	●						N/A
	●	Key Stakeholders	N/A	N/A	In Process	Pass & Ongoing	
	●						
	●	IT Expectations	N/A	N/A	In Process	Pass & Ongoing	
	●	Progress Reporting	N/A	N/A	In Process	Pass & Ongoing	
<b>Total</b>						<b>0</b>	



Save & Return

Print

*Achievement Value (AV) Scorecard DY5, Q4 January 1, 2020 - March 31, 2020 (Payment Quarter)  
Alliance for Better Health Care, LLC AV Adjustments*

AV Adjustment Scoresheet								
Adjustment	AVs Per Project	Total Projects Selected	Total AVs Available	Total AVs Awarded		Adjusted AVs	Net AVs Awarded	
				Net Awarded	Percentage AV		Net Awarded	Percentage AV
Organizational Adjustments (applied to all projects)	5.00	11.00	55.00	55.00	100%	0.00	55.00	100%
Project Adjustments (applied to one project only)	Various	11.00	151.00	116.30	77%	0.00	116.30	77%
<b>Total</b>			<b>206.00</b>	<b>171.30</b>	<b>83%</b>	<b>0.00</b>	<b>171.30</b>	<b>83%</b>

Hide Reviewer Comments

Organizational

Project Adjustments

No AV Adjustments	
●	<i>Please note that there are no AV adjustments for Alliance for Better Health Care, LLC in DY2, Q1</i>



Save & Return

Print

Achievement Value (AV) Scorecard DY5, Q4 January 1, 2020 - March 31, 2020 (Payment Quarter) Alliance for Better Health Care, LLC - Project 2.a.i

Project Snapshot	
Project Domain	System Transformation Projects (Domain 2)
Project ID	2.a.i
Project Title	Create an Integrated Delivery System focused on Evidence Based Medicine and Population Health Management

Payment Snapshot	
DY5, Q4 Payment Available	\$ 1,280,738
DY5, Q4 Payment Earned	\$ 724,898

2.a.i Scoresheet									
Domain	Component	Review Status	AVs Available	Net AVs Awarded	Percentage AV	Domain Funding % (DY5)	Domain Funding % (DY5, Q4)	Payment Available (\$)	Net Payment Earned (\$)
Domain 1	Domain 1 Organizational	Complete	5.00	5.00	100%	0%	0%	-	-
	Project Implementation Speed	N/A	N/A	N/A	0%				
	Patient Engagement Speed	N/A	N/A	N/A	0%				
Domain 1 Subtotal			5.00	5.00	100%	0%	0%	-	-
Domain 2	Domain 2 Pay for Reporting (P4R)	Complete	5.00	5.00	100%	7%	7%	89,652	89,652
	Domain 2 Pay for Performance (P4P)	Complete	10.00	5.33	53%	93%	93%	1,191,086	635,246
Domain 2 Subtotal			15.00	10.33	69%	100%	100%	1,280,738	724,898
Total			20.00	15.33	77%	100%	100%	1,280,738	724,898

Total Project 2.a.i AVs Awarded: 15.33 out of 20

Hide Reviewer Comments

Domain 1 Project Milestones - Project 2.a.i						
AV Driving	Project Requirement and Metric/Deliverable	Required Due Date	Committed Due Date	Milestone Status	Reviewer Status	AVs Awarded
●	Module 1 - Major risks to implementation and mitigation strategies	Ongoing	N/A		Pass & Ongoing	N/A
	Enter Reviewer Comment					



Save & Return

Print

**Achievement Value (AV) Scorecard DY5, Q4 January 1, 2020 - March 31, 2020 (Payment Quarter)**  
**Alliance for Better Health Care, LLC - Project 2.a.i**

●	Module 2 - Project Implementation Speed	Ongoing	N/A		Please Select	N/A
Enter Reviewer Comment						
<b>Total</b>						<b>0.00</b>

Domain 1 Project Prescribed Milestones - Project 2.a.i						
AV Driving	Project Requirement and Metric/Deliverable	Required Due Date	Committed Due Date	Milestone Status	Reviewer Status	AVs Awarded
●	1. All PPS providers must be included in the Integrated Delivery System. The IDS should include all medical, behavioral, post-acute, long-term care, and community-based service providers within the PPS network; additionally, the IDS structure must include payers and social service organizations, as necessary to support its strategy.	3/31/2018	3/31/2018	Completed	Fail	N/A
Enter Reviewer Comment						
●	2. Utilize partnering HH and ACO population health management systems and capabilities to implement the PPS' strategy towards evolving into an IDS.	3/31/2017	3/31/2017	In Process	Pass & Complete	N/A
Enter Reviewer Comment						
●	3. Ensure patients receive appropriate health care and community support, including medical and behavioral health, post-acute care, long term care and public health services.	3/31/2017	3/31/2017	In Process	Pass & Complete	N/A
Enter Reviewer Comment						
●	4. Ensure that all PPS safety net providers are actively sharing EHR systems with local health information exchange/RHIO/SHIN-NY and sharing health information among clinical partners, including directed exchange (secure messaging), alerts and patient record look up, by the end of Demonstration Year (DY) 3.	3/31/2018	3/31/2018	Completed	Fail	N/A



Save & Return

Print

**Achievement Value (AV) Scorecard DY5, Q4 January 1, 2020 - March 31, 2020 (Payment Quarter)**  
**Alliance for Better Health Care, LLC - Project 2.a.i**

	<i>Enter Reviewer Comment</i>					
●	5. Ensure that EHR systems used by participating safety net providers meet Meaningful Use and PCMH Level 3 standards and/or APCM by the end of Demonstration Year 3.	3/31/2018	3/31/2018	Completed	Pass & Complete	N/A
	<i>Enter Reviewer Comment</i>					
●	6. Perform population health management by actively using EHRs and other IT platforms, including use of targeted patient registries, for all participating safety net providers.	3/31/2018	3/31/2018	Completed	Pass & Complete	N/A
	<i>Enter Reviewer Comment</i>					
●	7. Achieve 2014 Level 3 PCMH primary care certification and/or meet state-determined criteria for Advanced Primary Care Models for all participating PCPs, expand access to primary care providers, and meet EHR Meaningful Use standards by the end of DY 3.	3/31/2018	3/31/2018	Completed	Fail	N/A
	<i>Enter Reviewer Comment</i>					
●	8. Contract with Medicaid Managed Care Organizations and other payers, as appropriate, as an integrated system and establish value-based payment arrangements.			In Process	Pass & Ongoing	N/A
	<i>Enter Reviewer Comment</i>					
●	9. Establish monthly meetings with Medicaid MCOs to discuss utilization trends, performance issues, and payment reform.	3/31/2017	3/31/2017	In Process	Pass & Complete	N/A
	<i>Enter Reviewer Comment</i>					
●	10. Re-enforce the transition towards value-based payment reform by aligning provider compensation to patient outcomes.	3/31/2018	3/31/2018	Completed	Pass & Complete	N/A
	<i>Enter Reviewer Comment</i>					



Save & Return

Print

**Achievement Value (AV) Scorecard DY5, Q4 January 1, 2020 - March 31, 2020 (Payment Quarter)**  
**Alliance for Better Health Care, LLC - Project 2.a.i**

●	11. Engage patients in the integrated delivery system through outreach and navigation activities, leveraging community health workers, peers, and culturally competent community-based organizations, as	3/31/2018	3/31/2018	Completed	Pass & Complete	N/A
<i>Enter Reviewer Comment</i>						
<b>Total</b>						<b>0.00</b>

Domain 2 Pay for Reporting			
AV Driving	Measure	Reviewer Status	AVS Awarded
●	Medicaid Spending on ER and Inpatient Services ±	Pass & Ongoing	1
<i>Enter Reviewer Comment</i>			
●	Medicaid spending on Primary Care and community based behavioral health care	Pass & Ongoing	1
<i>Enter Reviewer Comment</i>			
●	Percent of eligible providers with participating agreements with RHIOs, meeting Meaningful Use criteria and	Pass & Ongoing	1
<i>Enter Reviewer Comment</i>			
●	Percent of PCP meeting PCMH (NCQA) or Advance Primary Care (SHIP) standards	Pass & Ongoing	1
<i>Enter Reviewer Comment</i>			
●	Percent of total Medicaid provider reimbursement received through sub-capitation or other forms of non-FFS	Pass & Ongoing	1
<i>Enter Reviewer Comment</i>			
<b>Total</b>			<b>5.00</b>

Domain 2 Pay for Performance			
AV Driving	Measure	Reviewer Status	AVS Awarded
●	Adult Access to Preventive or Ambulatory Care - 20 to 44 years	Pass & Ongoing	0.3333333
<i>Enter Reviewer Comment</i>			
●	Adult Access to Preventive or Ambulatory Care - 45 to 64 years	Fail	0
<i>Enter Reviewer Comment</i>			
●	Adult Access to Preventive or Ambulatory Care - 65 and older	Fail	0
<i>Enter Reviewer Comment</i>			
●	CAHPS Measures - Care Coordination with provider up-to-date about care received from other providers	Fail	0
<i>Enter Reviewer Comment</i>			





Save & Return

Print

Achievement Value (AV) Scorecard DY5, Q4 January 1, 2020 - March 31, 2020 (Payment Quarter) Alliance for Better Health Care, LLC - Project 2.a.i

●	Children's Access to Primary Care- 12 to 19 years	Fail	0
	<i>Enter Reviewer Comment</i>		
●	Children's Access to Primary Care- 12 to 24 months	Pass & Ongoing	0.25
	<i>Enter Reviewer Comment</i>		
●	Children's Access to Primary Care- 25 months to 6 years	Pass & Ongoing	0.25
	<i>Enter Reviewer Comment</i>		
●	Children's Access to Primary Care- 7 to 11 years	Fail	0
	<i>Enter Reviewer Comment</i>		
●	Getting Timely Appointments, Care and information (Q6, 8, 10, and 12)	Pass & Ongoing	1
	<i>Enter Reviewer Comment</i>		
●	H-CAHPS – Care Transition Metrics	Fail	0
	<i>Enter Reviewer Comment</i>		
●	Potentially Avoidable Emergency Room Visits	Fail	0
	<i>Enter Reviewer Comment</i>		
●	Potentially Avoidable Readmissions	Pass & Ongoing	1
	<i>Enter Reviewer Comment</i>		
●	PDI 90– Composite of all measures +/-	Pass & Ongoing	1
	<i>Enter Reviewer Comment</i>		
●	PQI 90 – Composite of all measures +/-	Pass & Ongoing	1
	<i>Enter Reviewer Comment</i>		
●	Primary Care - Length of Relationship - Q3	Fail	0
	<i>Enter Reviewer Comment</i>		
●	Primary Care - Usual Source of Care - Q2	Pass & Ongoing	0.5
	<i>Enter Reviewer Comment</i>		
<b>Total</b>			<b>5.33</b>

Save & Return

Print

**Achievement Value (AV) Scorecard DY5, Q4 January 1, 2020 - March 31, 2020 (Payment Quarter)**  
**Alliance for Better Health Care, LLC - Project 2.b.iii**

Project Snapshot	
Project Domain	System Transformation Projects
Project ID	2.b.iii
Project Title	ED care triage for at-risk populations

Payment Snapshot	
DY5, Q4 Payment Available	\$ 976,160
DY5, Q4 Payment Earned	\$ 552,507

2.b.iii Scoresheet									
Domain	Component	Review Status	AVs Available	Net AVs Awarded	Percentage AV	Domain Funding % (DY5)	Domain Funding % (DY5, Q4)	Payment Available (\$)	Net Payment Earned (\$)
Domain 1	Domain 1 Organizational	Complete	5.00	5.00	100%	0%	0%	-	-
	Project Implementation Speed	N/A	N/A	N/A	0%				
	Patient Engagement Speed	N/A	N/A	N/A	0%				
<b>Domain 1 Subtotal</b>			<b>5.00</b>	<b>5.00</b>	<b>100%</b>	<b>0%</b>	<b>0%</b>	<b>-</b>	<b>-</b>
Domain 2	Domain 2 Pay for Reporting (P4R)	Complete	5.00	5.00	100%	7%	7%	68,331	68,331
	Domain 2 Pay for Performance (P4P)	Complete	10.00	5.33	53%	93%	93%	907,829	484,176
<b>Domain 2 Subtotal</b>			<b>15.00</b>	<b>10.33</b>	<b>69%</b>	<b>100%</b>	<b>100%</b>	<b>976,160</b>	<b>552,507</b>
<b>Total</b>		<b>Complete</b>	<b>20.00</b>	<b>15.33</b>	<b>77%</b>	<b>100%</b>	<b>100%</b>	<b>976,160</b>	<b>552,507</b>

Total Project 2.b.iii AVs Awarded: 15.33 out of 20

Hide Reviewer Comments

Domain 1 Project Milestones - Project 2.b.iii						
AV Driving	Project Requirement and Metric/Deliverable	Required Due Date	Committed Due Date	Milestone Status	Reviewer Status	AVs Awarded
	Module 1 - Major risks to implementation and mitigation strategies	Ongoing	N/A	In Process	Pass & Ongoing	N/A



Save & Return

Print

**Achievement Value (AV) Scorecard DYS, Q4 January 1, 2020 - March 31, 2020 (Payment Quarter)**  
**Alliance for Better Health Care, LLC - Project 2.b.iii**

	<i>Enter Reviewer Comment</i>					
●	Module 2 - Project Implementation Speed	Ongoing	N/A	Completed	Please Select	N/A
	<i>Enter Reviewer Comment</i>					
●	Module 3 - Patient Engagement Speed	Ongoing	N/A	Completed	Please Select	N/A
	<i>Enter Reviewer Comment</i>					
<b>Total</b>						<b>0.00</b>

Domain 1 Project Prescribed Milestones - Project 2.b.iii						
AV Driving	Project Requirement and Metric/Deliverable	Required Due Date	Committed Due Date	Milestone Status	Reviewer Status	AVs Awarded
●	1. Establish ED care triage program for at-risk populations	3/31/2018	3/31/2018	Completed	Pass & Complete	N/A
	<i>Enter Reviewer Comment</i>					
●	2. Participating EDs will establish partnerships to community primary care providers with an emphasis on those that are PCMHs and have open access scheduling. a. Achieve NCQA 2014 Level 3 Medical Home standards or NYS Advanced Primary Care Model standards by the end of DSRIP Year 3. b. Develop process and procedures to establish connectivity between the emergency department and community primary care providers.	3/31/2018	3/31/2018	Completed	Fail	N/A
	<i>Enter Reviewer Comment</i>					



Save & Return

Print

**Achievement Value (AV) Scorecard DYS, Q4 January 1, 2020 - March 31, 2020 (Payment Quarter)**  
**Alliance for Better Health Care, LLC - Project 2.b.iii**

●	3. For patients presenting with minor illnesses who do not have a primary care provider: a. Patient navigators will assist the presenting patient to receive an immediate appointment with a primary care provider, after required medical screening examination, to validate a non-emergency need. b. Patient navigator will assist the patient with identifying and accessing needed community support resources. c. Patient navigator will assist the member in receiving a timely appointment with that provider's office (for patients with a primary care	3/31/2018	3/31/2018	Completed	Pass & Complete	N/A
	<i>Enter Reviewer Comment</i>					
●	4. Established protocols allowing ED and first responders - under supervision of the ED practitioners - to transport patients with non-acute disorders to alternate care sites including the PCMH to receive more appropriate level of care. (This requirement is optional.)	3/31/2017	3/31/2017	Completed	Pass (with Exception) & Complete	N/A
	<i>Enter Reviewer Comment</i>					
●	5. Use EHRs and other technical platforms to track all patients engaged in the project.	3/31/2017	3/31/2017	Completed	Pass & Complete	N/A
	<i>Enter Reviewer Comment</i>					
<b>Total</b>						<b>0.00</b>

Domain 2 Pay for Reporting			
AV Driving	Measure	Reviewer Status	AVS Awarded
●	Medicaid Spending on ER and Inpatient Services ±	Pass & Ongoing	1
<i>Enter Reviewer Comment</i>			
●	Medicaid spending on Primary Care and community based behavioral health care	Pass & Ongoing	1
<i>Enter Reviewer Comment</i>			
●	Percent of eligible providers with participating agreements with RHIOs, meeting Meaningful Use criteria and	Pass & Ongoing	1



Save & Return

Print

**Achievement Value (AV) Scorecard DYS, Q4 January 1, 2020 - March 31, 2020 (Payment Quarter)**  
**Alliance for Better Health Care, LLC - Project 2.b.iii**

	<i>Enter Reviewer Comment</i>		
●	Percent of PCP meeting PCMH (NCQA) or Advance Primary Care (SHIP) standards	Pass & Ongoing	1
	<i>Enter Reviewer Comment</i>		
●	Percent of total Medicaid provider reimbursement received through sub-capitation or other forms of non-FFS	Pass & Ongoing	1
	<i>Enter Reviewer Comment</i>		
<b>Total</b>			<b>5.00</b>

Domain 2 Pay for Performance			
AV Driving	Measure	Reviewer Status	AVS Awarded
●	Adult Access to Preventive or Ambulatory Care - 20 to 44 years	Pass & Ongoing	0.3333333
	<i>Enter Reviewer Comment</i>		
●	Adult Access to Preventive or Ambulatory Care - 45 to 64 years	Fail	0
	<i>Enter Reviewer Comment</i>		
●	Adult Access to Preventive or Ambulatory Care - 65 and older	Fail	0
	<i>Enter Reviewer Comment</i>		
●	CAHPS Measures - Care Coordination with provider up-to-date about care received from other providers	Fail	0
	<i>Enter Reviewer Comment</i>		
●	Children's Access to Primary Care- 12 to 19 years	Fail	0
	<i>Enter Reviewer Comment</i>		
●	Children's Access to Primary Care- 12 to 24 months	Pass & Ongoing	0.25
	<i>Enter Reviewer Comment</i>		
●	Children's Access to Primary Care- 25 months to 6 years	Pass & Ongoing	0.25
	<i>Enter Reviewer Comment</i>		
●	Children's Access to Primary Care- 7 to 11 years	Fail	0
	<i>Enter Reviewer Comment</i>		
●	Getting Timely Appointments, Care and information (Q6, 8, 10, and 12)	Pass & Ongoing	1
	<i>Enter Reviewer Comment</i>		
●	H-CAHPS – Care Transition Metrics	Fail	0
	<i>Enter Reviewer Comment</i>		
●	Potentially Avoidable Emergency Room Visits	Fail	0



Save & Return

Print

**Achievement Value (AV) Scorecard DYS, Q4 January 1, 2020 - March 31, 2020 (Payment Quarter)**  
**Alliance for Better Health Care, LLC - Project 2.b.iii**

	<i>Enter Reviewer Comment</i>		
●	Potentially Avoidable Readmissions	Pass & Ongoing	1
	<i>Enter Reviewer Comment</i>		
●	PDI 90- Composite of all measures +/-	Pass & Ongoing	1
	<i>Enter Reviewer Comment</i>		
●	PQI 90 - Composite of all measures +/-	Pass & Ongoing	1
	<i>Enter Reviewer Comment</i>		
●	Primary Care - Length of Relationship - Q3	Fail	0
	<i>Enter Reviewer Comment</i>		
●	Primary Care - Usual Source of Care - Q2	Pass & Ongoing	0.5
	<i>Enter Reviewer Comment</i>		
<b>Total</b>			<b>5.33</b>

Save & Return

Print

**Achievement Value (AV) Scorecard DY5, Q4 January 1, 2020 - March 31, 2020 (Payment Quarter)**  
**Alliance for Better Health Care, LLC - Project 2.b.iv**

Project Snapshot	
<b>Project Domain</b>	System Transformation Projects (Domain 2)
<b>Project ID</b>	2.b.iv
<b>Project Title</b>	Care transitions intervention patients with a care transition plan developed prior to discharge.

Payment Snapshot	
<b>DY5, Q4 Payment Available</b>	\$ 973,489
<b>DY5, Q4 Payment Earned</b>	\$ 550,995

2.b.iv Scoresheet									
Domain	Component	Review Status	AVs Available	Net AVs Awarded	Percentage AV	Domain Funding % (DY5)	Domain Funding % (DY5, Q4)	Payment Available (\$)	Net Payment Earned (\$)
Domain 1	Domain 1 Organizational	Complete	5.00	5.00	100%	0%	0%	-	-
	Project Implementation Speed	N/A	N/A	N/A	0%				
	Patient Engagement Speed	N/A	N/A	N/A	0%				
<b>Domain 1 Subtotal</b>			<b>5.00</b>	<b>5.00</b>	<b>100%</b>	<b>0%</b>	<b>0%</b>	<b>-</b>	<b>-</b>
Domain 2	Domain 2 Pay for Reporting (P4R)	Complete	5.00	5.00	100%	7%	7%	68,144	68,144
	Domain 2 Pay for Performance (P4P)	Complete	10.00	5.33	53%	93%	93%	905,345	482,851
<b>Domain 2 Subtotal</b>			<b>15.00</b>	<b>10.33</b>	<b>69%</b>	<b>100%</b>	<b>100%</b>	<b>973,489</b>	<b>550,995</b>
<b>Total</b>		<b>Complete</b>	<b>20.00</b>	<b>15.33</b>	<b>77%</b>	<b>100%</b>	<b>100%</b>	<b>973,489</b>	<b>550,995</b>

Total Project 2.b.iv AVs Awarded: 15.33 out of 20

Hide Reviewer Comments

Domain 1 Project Milestones - Project 2.b.iv						
AV Driving	Project Requirement and Metric/Deliverable	Required Due Date	Committed Due Date	Milestone Status	Reviewer Status	AVs Awarded
	Module 1 - Major risks to implementation and mitigation strategies	Ongoing	N/A	In Process	Pass & Ongoing	N/A



Save & Return

Print

**Achievement Value (AV) Scorecard DYS, Q4 January 1, 2020 - March 31, 2020 (Payment Quarter)**  
**Alliance for Better Health Care, LLC - Project 2.b.iv**

	<i>Enter Reviewer Comment</i>					
●	Module 2 - Project Implementation Speed	Ongoing	N/A	Completed	Please Select	N/A
	<i>Enter Reviewer Comment</i>					
●	Module 3 - Patient Engagement Speed	Ongoing	N/A	Completed	Please Select	N/A
	<i>Enter Reviewer Comment</i>					
<b>Total</b>						<b>0.00</b>

Domain 1 Project Prescribed Milestones - Project 2.b.iv						
AV Driving	Project Requirement and Metric/Deliverable	Required Due Date	Committed Due Date	Milestone Status	Reviewer Status	AVs Awarded
●	1. Develop standardized protocols for a Care Transitions Intervention Model with all participating hospitals, partnering with a home care service or other appropriate community agency.	3/31/2017	3/31/2017	Completed	Pass & Complete	N/A
	<i>Enter Reviewer Comment</i>					
●	2. Engage with the Medicaid Managed Care Organizations and Health Homes to develop transition of care protocols that will ensure appropriate post-discharge protocols are followed.	3/31/2018	3/31/2018	Completed	Pass & Complete	N/A
	<i>Enter Reviewer Comment</i>					
●	3. Ensure required social services participate in the project.	3/31/2018	3/31/2018	Completed	Pass & Complete	N/A
	<i>Enter Reviewer Comment</i>					





Save & Return

Print

**Achievement Value (AV) Scorecard DYS, Q4 January 1, 2020 - March 31, 2020 (Payment Quarter)**  
**Alliance for Better Health Care, LLC - Project 2.b.iv**

●	4. Transition of care protocols will include early notification of planned discharges and the ability of the transition care manager to visit the patient in the hospital to develop the transition of care services.	3/31/2017	3/31/2017	Completed	Pass & Complete	N/A
<i>Enter Reviewer Comment</i>						
●	5. Protocols will include care record transitions with timely updates provided to the members' providers, particularly primary care provider.	3/31/2017	3/31/2017	Completed	Pass & Complete	N/A
<i>Enter Reviewer Comment</i>						
●	6. Ensure that a 30-day transition of care period is established.	3/31/2017	3/31/2017	Completed	Pass & Complete	N/A
<i>Enter Reviewer Comment</i>						
●	7. Use EHRs and other technical platforms to track all patients engaged in the project.	3/31/2017	3/31/2017	Completed	Pass & Complete	N/A
<i>Enter Reviewer Comment</i>						
<b>Total</b>						<b>0.00</b>

Domain 2 Pay for Reporting			
AV Driving	Measure	Reviewer Status	AVS Awarded
●	Medicaid Spending on ER and Inpatient Services ±	Pass & Ongoing	1
<i>Enter Reviewer Comment</i>			
●	Medicaid spending on Primary Care and community based behavioral health care	Pass & Ongoing	1
<i>Enter Reviewer Comment</i>			
●	Percent of eligible providers with participating agreements with RHIOs, meeting Meaningful Use criteria and	Pass & Ongoing	1
<i>Enter Reviewer Comment</i>			
●	Percent of PCP meeting PCMH (NCQA) or Advance Primary Care (SHIP) standards	Pass & Ongoing	1
<i>Enter Reviewer Comment</i>			
●	Percent of total Medicaid provider reimbursement received through sub-capitation or other forms of non-FFS	Pass & Ongoing	1



Save & Return

Print

**Achievement Value (AV) Scorecard DYS, Q4 January 1, 2020 - March 31, 2020 (Payment Quarter)**  
**Alliance for Better Health Care, LLC - Project 2.b.iv**

<i>Enter Reviewer Comment</i>	
<b>Total</b>	<b>5.00</b>

Domain 2 Pay for Performance			
AV Driving	Measure	Reviewer Status	AVS Awarded
●	Adult Access to Preventive or Ambulatory Care - 20 to 44 years	Pass & Ongoing	0.3333333
	<i>Enter Reviewer Comment</i>		
●	Adult Access to Preventive or Ambulatory Care - 45 to 64 years	Fail	0
	<i>Enter Reviewer Comment</i>		
●	Adult Access to Preventive or Ambulatory Care - 65 and older	Fail	0
	<i>Enter Reviewer Comment</i>		
●	CAHPS Measures - Care Coordination with provider up-to-date about care received from other providers	Fail	0
	<i>Enter Reviewer Comment</i>		
●	Children's Access to Primary Care- 12 to 19 years	Fail	0
	<i>Enter Reviewer Comment</i>		
●	Children's Access to Primary Care- 12 to 24 months	Pass & Ongoing	0.25
	<i>Enter Reviewer Comment</i>		
●	Children's Access to Primary Care- 25 months to 6 years	Pass & Ongoing	0.25
	<i>Enter Reviewer Comment</i>		
●	Children's Access to Primary Care- 7 to 11 years	Fail	0
	<i>Enter Reviewer Comment</i>		
●	Getting Timely Appointments, Care and information (Q6, 8, 10, and 12)	Pass & Ongoing	1
	<i>Enter Reviewer Comment</i>		
●	H-CAHPS – Care Transition Metrics	Fail	0
	<i>Enter Reviewer Comment</i>		
●	Potentially Avoidable Emergency Room Visits	Fail	0
	<i>Enter Reviewer Comment</i>		
●	Potentially Avoidable Readmissions	Pass & Ongoing	1
	<i>Enter Reviewer Comment</i>		
●	PDI 90– Composite of all measures +/-	Pass & Ongoing	1



Save & Return

Print

**Achievement Value (AV) Scorecard DYS, Q4 January 1, 2020 - March 31, 2020 (Payment Quarter)**  
**Alliance for Better Health Care, LLC - Project 2.b.iv**

	<i>Enter Reviewer Comment</i>		
●	PQI 90 – Composite of all measures +/-	Pass & Ongoing	1
	<i>Enter Reviewer Comment</i>		
●	Primary Care - Length of Relationship - Q3	Fail	0
	<i>Enter Reviewer Comment</i>		
●	Primary Care - Usual Source of Care - Q2	Pass & Ongoing	0.5
	<i>Enter Reviewer Comment</i>		
<b>Total</b>			<b>5.33</b>



Save & Return

Print

Achievement Value (AV) Scorecard DY5, Q4 January 1, 2020 - March 31, 2020 (Payment Quarter)  
Alliance for Better Health Care, LLC - Project 2.b.viii

Project Snapshot	
Project Domain	System Transformation Projects (Domain 2)
Project ID	2.b.viii
Project Title	Hospital-Home Care Collaboration Solutions

Payment Snapshot	
DY5, Q4 Payment Available	\$ 994,166
DY5, Q4 Payment Earned	\$ 562,698

2.b.viii Scoresheet									
Domain	Component	Review Status	AVs Available	Net AVs Awarded	Percentage AV	Domain Funding % (DY5)	Domain Funding % (DY5, Q4)	Payment Available (\$)	Net Payment Earned (\$)
Domain 1	Domain 1 Organizational	Complete	5.00	5.00	100%	0%	0%	-	-
	Project Implementation Speed	N/A	N/A	N/A	0%				
	Patient Engagement Speed	N/A	N/A	N/A	0%				
<b>Domain 1 Subtotal</b>			<b>5.00</b>	<b>5.00</b>	<b>100%</b>	<b>0%</b>	<b>0%</b>	<b>-</b>	<b>-</b>
Domain 2	Domain 2 Pay for Reporting (P4R)	Complete	5.00	5.00	100%	7%	7%	69,592	69,592
	Domain 2 Pay for Performance (P4P)	Complete	10.00	5.33	53%	93%	93%	924,574	493,106
<b>Domain 2 Subtotal</b>			<b>15.00</b>	<b>10.33</b>	<b>69%</b>	<b>100%</b>	<b>100%</b>	<b>994,166</b>	<b>562,698</b>
<b>Total</b>		<b>Complete</b>	<b>20.00</b>	<b>15.33</b>	<b>77%</b>	<b>100%</b>	<b>100%</b>	<b>994,166</b>	<b>562,698</b>

Total Project 2.b.viii AVs Awarded: 15.33 out of 20

Hide Reviewer Comments

Domain 1 Project Milestones - Project 2.b.viii						
AV Driving	Project Requirement and Metric/Deliverable	Required Due Date	Committed Due Date	Milestone Status	Reviewer Status	AVs Awarded
	Module 1 - Major risks to implementation and mitigation strategies	Ongoing	N/A	In Process	Pass & Ongoing	N/A



Save & Return

Print

**Achievement Value (AV) Scorecard DYS, Q4 January 1, 2020 - March 31, 2020 (Payment Quarter)**  
**Alliance for Better Health Care, LLC - Project 2.b.viii**

	<i>Enter Reviewer Comment</i>					
●	Module 2 - Project Implementation Speed	Ongoing	N/A	Completed	Please Select	N/A
	<i>Enter Reviewer Comment</i>					
●	Module 3 - Patient Engagement Speed	Ongoing	N/A	Completed	Please Select	N/A
	<i>Enter Reviewer Comment</i>					
<b>Total</b>						<b>0.00</b>

Domain 1 Project Prescribed Milestones - Project 2.b.viii						
AV Driving	Project Requirement and Metric/Deliverable	Required Due Date	Committed Due Date	Milestone Status	Reviewer Status	AVs Awarded
●	1. Assemble Rapid Response Teams (hospital/home care) to facilitate patient discharge to home and assure needed home care services are in place, including, if appropriate, hospice.	3/31/2018	3/31/2018	Completed	Pass & Complete	N/A
	<i>Enter Reviewer Comment</i>					
●	2. Ensure home care staff have knowledge and skills to identify and respond to patient risks for readmission, as well as to support evidence-based medicine and chronic care management.	3/31/2017	3/31/2017	Completed	Pass & Complete	N/A
	<i>Enter Reviewer Comment</i>					
●	3. Develop care pathways and other clinical tools for monitoring chronically ill patients, with the goal of early identification of potential instability and intervention to avoid hospital transfer.	3/31/2017	3/31/2017	Completed	Fail	N/A



Save & Return

Print

Achievement Value (AV) Scorecard DY5, Q4 January 1, 2020 - March 31, 2020 (Payment Quarter) Alliance for Better Health Care, LLC - Project 2.b.viii

	<i>Enter Reviewer Comment</i>					
●	4. Educate all staff on care pathways and INTERACT-like principles.	3/31/2017	3/31/2017	Completed	Pass & Complete	N/A
	<i>Enter Reviewer Comment</i>					
●	5. Develop Advance Care Planning tools to assist residents and families in expressing and documenting their wishes for near end of life and end of life care.	3/31/2017	3/31/2017	Completed	Pass & Complete	N/A
	<i>Enter Reviewer Comment</i>					
●	6. Create coaching program to facilitate and support implementation.	3/31/2017	3/31/2017	Completed	Pass & Complete	N/A
	<i>Enter Reviewer Comment</i>					
●	7. Educate patient and family/caretakers, to facilitate participation in planning of care.	3/31/2017	3/31/2017	Completed	Pass & Complete	N/A
	<i>Enter Reviewer Comment</i>					
●	8. Integrate primary care, behavioral health, pharmacy, and other services into the model in order to enhance coordination of care and medication management.	3/31/2018	3/31/2018	Completed	Pass & Complete	N/A
	<i>Enter Reviewer Comment</i>					
●	9. Utilize telehealth/telemedicine to enhance hospital-home care collaborations.	3/31/2018	3/31/2018	Completed	Pass & Complete	N/A
	<i>Enter Reviewer Comment</i>					



Save & Return

Print

**Achievement Value (AV) Scorecard DYS, Q4 January 1, 2020 - March 31, 2020 (Payment Quarter)**  
**Alliance for Better Health Care, LLC - Project 2.b.viii**

●	10. Utilize interoperable EHR to enhance communication and avoid medication errors and/or duplicative services.	3/31/2018	3/31/2018	Completed	Pass & Complete	N/A
<i>Enter Reviewer Comment</i>						
●	11. Measure outcomes (including quality assessment/root cause analysis of transfer) in order to identify additional interventions.	3/31/2018	3/31/2018	Completed	Pass & Complete	N/A
<i>Enter Reviewer Comment</i>						
●	12. Use EHRs and other technical platforms to track all patients engaged in the project.	3/31/2017	3/31/2017	Completed	Pass & Complete	N/A
<i>Enter Reviewer Comment</i>						
<b>Total</b>						<b>0.00</b>

Domain 2 Pay for Reporting			
AV Driving	Measure	Reviewer Status	AVS Awarded
●	Medicaid Spending on ER and Inpatient Services ±	Pass & Ongoing	1
<i>Enter Reviewer Comment</i>			
●	Medicaid spending on Primary Care and community based behavioral health care	Pass & Ongoing	1
<i>Enter Reviewer Comment</i>			
●	Percent of eligible providers with participating agreements with RHIOs, meeting Meaningful Use criteria and	Pass & Ongoing	1
<i>Enter Reviewer Comment</i>			
●	Percent of PCP meeting PCMH (NCQA) or Advance Primary Care (SHIP) standards	Pass & Ongoing	1
<i>Enter Reviewer Comment</i>			
●	Percent of total Medicaid provider reimbursement received through sub-capitation or other forms of non-FFS	Pass & Ongoing	1
<i>Enter Reviewer Comment</i>			
<b>Total</b>			<b>5.00</b>

**Domain 2 Pay for Performance**



Save & Return

Print

**Achievement Value (AV) Scorecard DYS, Q4 January 1, 2020 - March 31, 2020 (Payment Quarter)**  
**Alliance for Better Health Care, LLC - Project 2.b.viii**

AV Driving	Measure	Reviewer Status	AVS Awarded
●	Adult Access to Preventive or Ambulatory Care - 20 to 44 years	Pass & Ongoing	0.3333333
	<i>Enter Reviewer Comment</i>		
●	Adult Access to Preventive or Ambulatory Care - 45 to 64 years	Fail	0
	<i>Enter Reviewer Comment</i>		
●	Adult Access to Preventive or Ambulatory Care - 65 and older	Fail	0
	<i>Enter Reviewer Comment</i>		
●	CAHPS Measures - Care Coordination with provider up-to-date about care received from other providers	Fail	0
	<i>Enter Reviewer Comment</i>		
●	Children's Access to Primary Care- 12 to 19 years	Fail	0
	<i>Enter Reviewer Comment</i>		
●	Children's Access to Primary Care- 12 to 24 months	Pass & Ongoing	0.25
	<i>Enter Reviewer Comment</i>		
●	Children's Access to Primary Care- 25 months to 6 years	Pass & Ongoing	0.25
	<i>Enter Reviewer Comment</i>		
●	Children's Access to Primary Care- 7 to 11 years	Fail	0
	<i>Enter Reviewer Comment</i>		
●	Getting Timely Appointments, Care and information (Q6, 8, 10, and 12)	Pass & Ongoing	1
	<i>Enter Reviewer Comment</i>		
●	H-CAHPS – Care Transition Metrics	Fail	0
	<i>Enter Reviewer Comment</i>		
●	Potentially Avoidable Emergency Room Visits	Fail	0
	<i>Enter Reviewer Comment</i>		
●	Potentially Avoidable Readmissions	Pass & Ongoing	1
	<i>Enter Reviewer Comment</i>		
●	PDI 90– Composite of all measures +/-	Pass & Ongoing	1
	<i>Enter Reviewer Comment</i>		
●	PQI 90 – Composite of all measures +/-	Pass & Ongoing	1
	<i>Enter Reviewer Comment</i>		
●	Primary Care - Length of Relationship - Q3	Fail	0





Save & Return

Print

*Achievement Value (AV) Scorecard DYS, Q4 January 1, 2020 - March 31, 2020 (Payment Quarter)  
Alliance for Better Health Care, LLC - Project 2.b.viii*

	<i>Enter Reviewer Comment</i>		
●	Primary Care - Usual Source of Care - Q2	Pass & Ongoing	0.5
	<i>Enter Reviewer Comment</i>		
<b>Total</b>			<b>5.33</b>



Save & Return

Print

**Achievement Value (AV) Scorecard DY5, Q4 January 1, 2020 - March 31, 2020 (Payment Quarter)**  
**Alliance for Better Health Care, LLC - Project 2.d.i**

Project Snapshot	
<b>Project Domain</b>	System Transformation Projects (Domain 2)
<b>Project ID</b>	2.d.i
<b>Project Title</b>	Implementation of Patient Activation Activities to Engage, Educate and Integrate the uninsured and low/non-utilizing Medicaid populations into

Payment Snapshot	
<b>DY5, Q4 Payment Available</b>	\$ 809,518
<b>DY5, Q4 Payment Earned</b>	\$ 427,446

2.d.i Scoresheet									
Domain	Component	Review Status	AVs Available	Net AVs Awarded	Percentage AV	Domain Funding % (DY5)	Domain Funding % (DY5, Q4)	Payment Available (\$)	Net Payment Earned (\$)
Domain 1	Domain 1 Organizational	Complete	5.00	5.00	100%	0%	0%	-	-
	Project Implementation Speed	N/A	N/A	N/A	0%				
	Patient Engagement Speed	N/A	N/A	N/A	0%				
<b>Domain 1 Subtotal</b>			<b>5.00</b>	<b>5.00</b>	<b>100%</b>	<b>0%</b>	<b>0%</b>	<b>-</b>	<b>-</b>
Domain 2	Domain 2 Pay for Reporting (P4R)	Complete	4.00	4.00	100%	7%	7%	56,666	56,666
	Domain 2 Pay for Performance (P4P)	Complete	4.00	1.97	49%	93%	93%	752,851	370,779
<b>Domain 2 Subtotal</b>			<b>8.00</b>	<b>5.97</b>	<b>75%</b>	<b>100%</b>	<b>100%</b>	<b>809,518</b>	<b>427,446</b>
<b>Total</b>		<b>Complete</b>	<b>13.00</b>	<b>10.97</b>	<b>84%</b>	<b>100%</b>	<b>100%</b>	<b>809,518</b>	<b>427,446</b>

Total Project 2.d.i AVs Awarded: 10.97 out of 13

Hide Reviewer Comments

Domain 1 Project Milestones - Project 2.d.i						
AV Driving	Project Requirement and Metric/Deliverable	Required Due Date	Committed Due Date	Milestone Status	Reviewer Status	AVs Awarded
	Module 1 - Major risks to implementation and mitigation strategies	Ongoing	N/A	In Process	Pass & Ongoing	N/A



Save & Return

Print

**Achievement Value (AV) Scorecard DYS, Q4 January 1, 2020 - March 31, 2020 (Payment Quarter)**  
**Alliance for Better Health Care, LLC - Project 2.d.i**

	<i>Enter Reviewer Comment</i>					
●	Module 2 - Project Implementation Speed	Ongoing	N/A	Completed	Please Select	N/A
	<i>Enter Reviewer Comment</i>					
●	Module 3 - Patient Engagement Speed	Ongoing	N/A	Completed	Please Select	N/A
	<i>Enter Reviewer Comment</i>					
<b>Total</b>						<b>0.00</b>

Domain 1 Project Prescribed Milestones - Project 2.d.i						
AV Driving	Project Requirement and Metric/Deliverable	Required Due Date	Committed Due Date	Milestone Status	Reviewer Status	AVs Awarded
●	1. Contract or partner with community-based organizations (CBOs) to engage target populations using PAM® and other patient activation techniques. The PPS must provide oversight and ensure that engagement is sufficient and appropriate.	3/31/2017	3/31/2017	Completed	Pass & Complete	N/A
	<i>Enter Reviewer Comment</i>					
●	2. Establish a PPS-wide training team, comprised of members with training in PAM® and expertise in patient activation and engagement.	3/31/2017	3/31/2017	Completed	Pass & Complete	N/A
	<i>Enter Reviewer Comment</i>					
●	3. Identify UI, NU, and LU “hot spot” areas (e.g., emergency rooms). Contract or partner with CBOs to perform outreach within the identified “hot spot” areas.	3/31/2017	3/31/2017	Completed	Pass & Complete	N/A
	<i>Enter Reviewer Comment</i>					



Save & Return

Print

Achievement Value (AV) Scorecard DYS, Q4 January 1, 2020 - March 31, 2020 (Payment Quarter) Alliance for Better Health Care, LLC - Project 2.d.i

●	4. Survey the targeted population about healthcare needs in the PPS' region.	3/31/2017	3/31/2017	Completed	Pass & Complete	N/A
<i>Enter Reviewer Comment</i>						
●	5. Train providers located within "hot spots" on patient activation techniques, such as shared decision-making, measurements of health literacy, and cultural competency.	3/31/2017	3/31/2017	Completed	Pass & Complete	N/A
<i>Enter Reviewer Comment</i>						
●	6. Obtain list of PCPs assigned to NU and LU enrollees from MCOs. Along with the member's MCO and assigned PCP, reconnect beneficiaries to his/her designated PCP (see outcome measurements in #10).	3/31/2017	3/31/2017	Completed	Pass & Complete	N/A
<i>Enter Reviewer Comment</i>						
●	7. Baseline each beneficiary cohort (per method developed by state) to appropriately identify cohorts using PAM® during the first year of the project and again, at set intervals. Baselines, as well as intervals towards improvement, must be set for each cohort at the beginning of each performance period.	3/31/2017	3/31/2017	Completed	Pass & Complete	N/A
<i>Enter Reviewer Comment</i>						
●	8. Include beneficiaries in development team to promote preventive care.	3/31/2017	3/31/2017	Completed	Pass & Complete	N/A
<i>Enter Reviewer Comment</i>						
●	9. Measure PAM® components	3/31/2017	3/31/2017	Completed	Pass & Complete	N/A
<i>Enter Reviewer Comment</i>						
●	10. Increase the volume of non-emergent (primary, behavioral, dental) care provided to UI, NU, and LU persons.	3/31/2017	3/31/2017	Completed	Pass & Complete	N/A



Save & Return

Print

Achievement Value (AV) Scorecard DYS, Q4 January 1, 2020 - March 31, 2020 (Payment Quarter) Alliance for Better Health Care, LLC - Project 2.d.i

	<i>Enter Reviewer Comment</i>					
●	11. Contract or partner with CBOs to develop a group of community navigators who are trained in connectivity to healthcare coverage, community healthcare resources (including for primary and preventive services) and patient education.	3/31/2017	3/31/2017	Completed	Pass & Complete	N/A
	<i>Enter Reviewer Comment</i>					
●	12. Develop a process for Medicaid recipients and project participants to report complaints and receive customer service.	3/31/2017	3/31/2017	Completed	Pass & Complete	N/A
	<i>Enter Reviewer Comment</i>					
●	13. Train community navigators in patient activation and education, including how to appropriately assist project beneficiaries using the PAM®.	3/31/2017	3/31/2017	Completed	Pass & Complete	N/A
	<i>Enter Reviewer Comment</i>					
●	14. Ensure direct hand-offs to navigators who are prominently placed at “hot spots,” partnered CBOs, emergency departments, or community events, so as to facilitate education regarding health insurance coverage, age-appropriate primary and preventive healthcare services and	3/31/2017	3/31/2017	Completed	Pass & Complete	N/A
	<i>Enter Reviewer Comment</i>					
●	15. Inform and educate navigators about insurance options and healthcare resources available to UI, NU, and LU populations.	3/31/2017	3/31/2017	Completed	Pass & Complete	N/A
	<i>Enter Reviewer Comment</i>					
●	16. Ensure appropriate and timely access for navigators when attempting to establish primary and preventive services for a community member.	3/31/2017	3/31/2017	Completed	Pass & Complete	N/A
	<i>Enter Reviewer Comment</i>					



Save & Return

Print

**Achievement Value (AV) Scorecard DYS, Q4 January 1, 2020 - March 31, 2020 (Payment Quarter)**  
**Alliance for Better Health Care, LLC - Project 2.d.i**

●	17. Perform population health management by actively using EHRs and other IT platforms, including use of targeted patient registries, to track all patients engaged in the project.	3/31/2017	3/31/2017	Completed	Pass & Complete	N/A
<i>Enter Reviewer Comment</i>						
<b>Total</b>						<b>0.00</b>

Domain 2 Pay for Reporting - Project 2.d.i			
AV Driving	Measure	Reviewer Status	AVs Awarded
●	C&G CAHPS by PPS for uninsured- Getting timely appointments, care, and information	Pass & Ongoing	0.25
<i>Enter Reviewer Comment</i>			
●	C&G CAHPS by PPS for uninsured- Patients' rating of the provider (or doctor)	Pass & Ongoing	0.25
<i>Enter Reviewer Comment</i>			
●	C&G CAHPS by PPS for uninsured- How well providers (or doctors) communicate with patients	Pass & Ongoing	0.25
<i>Enter Reviewer Comment</i>			
●	C&G CAHPS by PPS for uninsured- Helpful, courteous, and respectful office staff	Pass & Ongoing	0.25
<i>Enter Reviewer Comment</i>			
●	ED use by uninsured	Pass & Ongoing	1
<i>Enter Reviewer Comment</i>			



Save & Return

Print

**Achievement Value (AV) Scorecard DYS, Q4 January 1, 2020 - March 31, 2020 (Payment Quarter)**  
**Alliance for Better Health Care, LLC - Project 2.d.i**

●	PAM Level	Pass & Ongoing	1
<i>Enter Reviewer Comment</i>			
●	Use of primary and preventive care services-- Percent of attributed Medicaid members with no claims history for primary care and preventive services in measurement year compared to same in baseline year	Pass & Ongoing	1
<i>Enter Reviewer Comment</i>			
<b>Total</b>			<b>4.00</b>

Domain 2 Pay for Performance - Project 2.d.i			
AV Driving	Measure	Reviewer Status	AVS Awarded
●	C&G CAHPS by PPS for uninsured- Getting timely appointments, care, and information	Fail	0
<i>Enter Reviewer Comment</i>			
●	C&G CAHPS by PPS for uninsured- Patients' rating of the provider (or doctor)	Pass & Ongoing	0.25
<i>Enter Reviewer Comment</i>			
●	C&G CAHPS by PPS for uninsured- How well providers (or doctors) communicate with patients	Pass & Ongoing	0.25
<i>Enter Reviewer Comment</i>			
●	C&G CAHPS by PPS for uninsured- Helpful, courteous, and respectful office staff	Pass & Ongoing	0.25
<i>Enter Reviewer Comment</i>			
●	ED use by uninsured	Fail	0
<i>Enter Reviewer Comment</i>			
●	PAM Level	Pass & Ongoing	0.22
<i>Enter Reviewer Comment</i>			
●	Use of primary and preventive care services-- Percent of attributed Medicaid members with no claims history for	Pass & Ongoing	1
<i>Enter Reviewer Comment</i>			
<b>Total</b>			<b>1.97</b>



Save & Return

Print

**Achievement Value (AV) Scorecard DY5, Q4 January 1, 2020 - March 31, 2020 (Payment Quarter)**  
**Alliance for Better Health Care, LLC - Project 3.a.i**

Project Snapshot	
Project Domain	Clinical Improvement Projects (Domain 3)
Project ID	3.a.i
Project Title	Integration of primary care and behavioral health services

Payment Snapshot	
DY5, Q4 Payment Available	\$ 828,653
DY5, Q4 Payment Earned	\$ 455,759

3.a.i Scoresheet									
Domain	Component	Review Status	AVs Available	Net AVs Awarded	Percentage AV	Domain Funding % (DY5)	Domain Funding % (DY5, Q4)	Payment Available (\$)	Net Payment Earned (\$)
Domain 1	Domain 1 Organizational	Complete	5.00	5.00	100%	0%	0%	-	-
	Project Implementation Speed	N/A	N/A	N/A	0%				
	Patient Engagement Speed	N/A	N/A	N/A	0%				
<b>Domain 1 Subtotal</b>			<b>5.00</b>	<b>5.00</b>	<b>100%</b>	<b>0%</b>	<b>0%</b>	<b>-</b>	<b>-</b>
Domain 3	Domain 3 Pay for Reporting (P4R)	Complete	10.00	10.00	100%	10%	10%	82,865	82,865
	Domain 3 Pay for Performance		9.00	4.50	50%	90%	90%	745,787	372,894
<b>Domain 3 Subtotal</b>			<b>19.00</b>	<b>14.50</b>	<b>76%</b>	<b>100%</b>	<b>100%</b>	<b>828,653</b>	<b>455,759</b>
<b>Total</b>		<b>Complete</b>	<b>24.00</b>	<b>19.50</b>	<b>81%</b>	<b>100%</b>	<b>100%</b>	<b>828,653</b>	<b>455,759</b>

Total Project 3.a.i AVs Awarded: 19.5 out of 24

Hide Reviewer Comments

Domain 1 Project Milestones - Project 3.a.i						
AV Driving	Project Requirement and Metric/Deliverable	Required Due Date	Committed Due Date	Milestone Status	Reviewer Status	AVs Awarded
	Module 1 - Major risks to implementation and mitigation strategies	Ongoing	N/A	In Process	Pass & Ongoing	N/A





Save & Return

Print

**Achievement Value (AV) Scorecard DYS, Q4 January 1, 2020 - March 31, 2020 (Payment Quarter)**  
**Alliance for Better Health Care, LLC - Project 3.a.i**

	<i>Enter Reviewer Comment</i>					
●	Module 2 - Project Implementation Speed	Ongoing	N/A	Completed	Please Select	N/A
	<i>Enter Reviewer Comment</i>					
●	Module 3 - Patient Engagement Speed	Ongoing	N/A	Completed	Please Select	N/A
	<i>Enter Reviewer Comment</i>					
<b>Total</b>						<b>0</b>

**Domain 1 Project Prescribed Milestones - Project 3.a.i Models 1, 2 and 3**

3.a.i Model 1     3.a.i Model 2     3.a.i Model 3

Model	AV Driving	Project Requirement and Metric/Deliverable	Required Due Date	Committed Due Date	Milestone Status	Reviewer Status	AVs Awarded
3.a.i Model 1	●	1. Co-locate behavioral health services at primary care practice sites. All participating primary care practices must meet 2014 NCQA level 3 PCMH or Advance Primary Care Model standards by DY 3.	3/31/2018	3/31/2018	Completed	Pass & Complete	N/A
		<i>Enter Reviewer Comment</i>					
	●	2. Develop collaborative evidence-based standards of care including medication management and care engagement process.	3/31/2017	3/31/2017	Completed	Pass & Complete	N/A
		<i>Enter Reviewer Comment</i>					



Save & Return

Print

**Achievement Value (AV) Scorecard DYS, Q4 January 1, 2020 - March 31, 2020 (Payment Quarter)**  
**Alliance for Better Health Care, LLC - Project 3.a.i**

	●	3. Conduct preventive care screenings, including behavioral health screenings (PHQ-2 or 9 for those screening positive, SBIRT) implemented for all patients to identify unmet needs.		3/31/2019	Completed	Fail	0
	Enter Reviewer Comment						
	●	4. Use EHRs or other technical platforms to track all patients engaged in this project.	3/31/2017	3/31/2017	Completed	Pass & Complete	N/A
	Enter Reviewer Comment						
3.a.i Model 2	●	5. Co-locate primary care services at behavioral health sites.		3/31/2019	Completed	Fail	0
	Enter Reviewer Comment						
	●	6. Develop collaborative evidence-based standards of care including medication management and care engagement process.	3/31/2017	3/31/2017	Completed	Pass & Complete	N/A
	Enter Reviewer Comment						
	●	7. Conduct preventive care screenings, including behavioral health screenings (PHQ-2 or 9 for those screening positive, SBIRT) implemented for all patients to identify unmet needs.		3/31/2019	Completed	Fail	0
	Enter Reviewer Comment						
	●	8. Use EHRs or other technical platforms to track all patients engaged in this project.	3/31/2017	3/31/2017	Completed	Pass & Complete	N/A
	Enter Reviewer Comment						
<b>Total</b>							<b>0</b>



Save & Return

Print

*Achievement Value (AV) Scorecard DYS, Q4 January 1, 2020 - March 31, 2020 (Payment Quarter)  
Alliance for Better Health Care, LLC - Project 3.a.i*

Domain 3 Pay for Reporting			
AV Driving	Measure	Reviewer Status	AVS Awarded
●	Adherence to Antipsychotic Medications for People with Schizophrenia	Pass & Ongoing	1
●	Antidepressant Medication Management - Effective Acute Phase Treatment	Pass & Ongoing	0.5
●	Antidepressant Medication Management - Effective Continuation Phase Treatment	Pass & Ongoing	0.5
●	Cardiovascular Monitoring for People with Cardiovascular Disease and Schizophrenia	Pass & Ongoing	1
●	Diabetes Monitoring for People with Diabetes and Schizophrenia	Pass & Ongoing	1
●	Diabetes Screening for People with Schizophrenia or Bipolar Disease who are Using Antipsychotic Medication	Pass & Ongoing	1
●	Follow-up after hospitalization for Mental Illness - within 30 days	Pass & Ongoing	0.5
●	Follow-up after hospitalization for Mental Illness - within 7 days	Pass & Ongoing	0.5
●	Follow-up care for Children Prescribed ADHD Medications - Continuation Phase	Pass & Ongoing	0.5
●	Follow-up care for Children Prescribed ADHD Medications - Initiation Phase	Pass & Ongoing	0.5
●	Engagement of Alcohol and Other Drug Dependence Treatment (initiation and 2 visits within 44 days)	Pass & Ongoing	0.5
●	Initiation of Alcohol and Other Drug Dependence Treatment (1 visit within 14 days)	Pass & Ongoing	0.5
●	Screening for Clinical Depression and follow-up	Pass & Ongoing	1
●	Potentially Preventable Emergency Department Visits (for persons with BH diagnosis) ±	Pass & Ongoing	1



Save & Return

Print

Achievement Value (AV) Scorecard DYS, Q4 January 1, 2020 - March 31, 2020 (Payment Quarter) Alliance for Better Health Care, LLC - Project 3.a.i

<b>Total</b>	<b>10.00</b>
--------------	--------------

Domain 3 Pay for Performance			
AV Driving	Measure	Reviewer Status	AVS Awarded
●	Adherence to Antipsychotic Medications for People with Schizophrenia	Pass & Ongoing	1
●	Antidepressant Medication Management - Effective Acute Phase Treatment	Pass & Ongoing	0.5
●	Antidepressant Medication Management - Effective Continuation Phase Treatment	Pass & Ongoing	0.5
●	Cardiovascular Monitoring for People with Cardiovascular Disease and Schizophrenia	N/A	N/A
●	Diabetes Monitoring for People with Diabetes and Schizophrenia	Fail	0
●	Diabetes Screening for People with Schizophrenia or Bipolar Disease who are Using Antipsychotic Medication	Fail	0
●	Follow-up after hospitalization for Mental Illness - within 30 days	Fail	0
●	Follow-up after hospitalization for Mental Illness - within 7 days	Fail	0
●	Follow-up care for Children Prescribed ADHD Medications - Continuation Phase	Fail	0
●	Follow-up care for Children Prescribed ADHD Medications - Initiation Phase	Fail	0
●	Engagement of Alcohol and Other Drug Dependence Treatment (initiation and 2 visits within 44 days)	Pass & Ongoing	0.5
●	Initiation of Alcohol and Other Drug Dependence Treatment (1 visit within 14 days)	Fail	0
●	Screening for Clinical Depression and follow-up	Pass & Ongoing	1



Department of Health

Medicaid Redesign Team

New York State Department of Health  
Delivery System Reform Incentive Payment (DSRIP) Program

Save & Return

Print

*Achievement Value (AV) Scorecard DYS, Q4 January 1, 2020 - March 31, 2020 (Payment Quarter)*  
*Alliance for Better Health Care, LLC - Project 3.a.i*

●	Potentially Preventable Emergency Department Visits (for persons with BH diagnosis) ±	Pass & Ongoing	1
<b>Total</b>			<b>4.50</b>



Save & Return

Print

Achievement Value (AV) Scorecard DY5, Q4 January 1, 2020 - March 31, 2020 (Payment Quarter)  
Alliance for Better Health Care, LLC - Project 3.a.iv

Project Snapshot	
Project Domain	Clinical Improvement Projects (Domain 3)
Project ID	3.a.iv
Project Title	Development of Withdrawal Management (e.g., ambulatory detoxification, ancillary withdrawal services) capabilities and appropriate enhanced

Payment Snapshot	
DY5, Q4 Payment Available	\$ 835,873
DY5, Q4 Payment Earned	\$ 459,730

3.a.iv Scoresheet									
Domain	Component	Review Status	AVs Available	Net AVs Awarded	Percentage AV	Domain Funding % (DY5)	Domain Funding % (DY5, Q4)	Payment Available (\$)	Net Payment Earned (\$)
Domain 1	Domain 1 Organizational	Complete	5.00	5.00	100%	0%	0%	-	-
	Project Implementation Speed	N/A	N/A	N/A	0%				
	Patient Engagement Speed	N/A	N/A	N/A	0%				
<b>Domain 1 Subtotal</b>			<b>5.00</b>	<b>5.00</b>	<b>100%</b>	<b>0%</b>	<b>0%</b>	<b>-</b>	<b>-</b>
Domain 3	Domain 3 Pay for Reporting (P4R)	Complete	10.00	10.00	100%	10%	10%	83,587	83,587
	Domain 3 Pay for Performance (P4P)		9.00	4.50	50%	90%	90%	752,286	376,143
<b>Domain 2 Subtotal</b>			<b>19.00</b>	<b>14.50</b>	<b>76%</b>	<b>100%</b>	<b>100%</b>	<b>835,873</b>	<b>459,730</b>
<b>Total</b>		<b>Complete</b>	<b>24.00</b>	<b>19.50</b>	<b>81%</b>	<b>100%</b>	<b>100%</b>	<b>835,873</b>	<b>459,730</b>

Total Project 3.a.iv AVs Awarded: 19.5 out of 24

Hide Reviewer Comments

Domain 1 Project Milestones - Project 3.a.iv						
AV Driving	Project Requirement and Metric/Deliverable	Required Due Date	Committed Due Date	Milestone Status	Reviewer Status	AVs Awarded
	Module 1 - Major risks to implementation and mitigation strategies	Ongoing	N/A	In Process	Pass & Ongoing	N/A

Save & Return

Print

**Achievement Value (AV) Scorecard DYS, Q4 January 1, 2020 - March 31, 2020 (Payment Quarter)**  
**Alliance for Better Health Care, LLC - Project 3.a.iv**

	<i>Enter Reviewer Comment</i>					
●	Module 2 - Project Implementation Speed	Ongoing	N/A	Completed	Please Select	N/A
	<i>Enter Reviewer Comment</i>					
●	Module 3 - Patient Engagement Speed	Ongoing	N/A	Completed	Please Select	N/A
	<i>Enter Reviewer Comment</i>					
<b>Total</b>						<b>0.00</b>

Domain 1 Project Prescribed Milestones - Project 3.a.iv						
AV Driving	Project Requirement and Metric/Deliverable	Required Due Date	Committed Due Date	Milestone Status	Reviewer Status	AVs Awarded
●	1. Develop community-based addiction treatment programs that include outpatient SUD sites with PCP integrated teams, and stabilization services including social services.	9/30/2017	9/30/2017	Completed	Pass & Complete	N/A
	<i>Enter Reviewer Comment</i>					
●	2. Establish referral relationships between community treatment programs and inpatient detoxification services with development of referral protocols.	9/30/2017	9/30/2017	Completed	Pass & Complete	N/A
	<i>Enter Reviewer Comment</i>					
●	3. Include a project medical director, board certified in addiction medicine, with training and privileges for use of buprenorphine and buprenorphine/naltrexone as well as familiarity with other withdrawal management agents.	3/31/2017	3/31/2017	Completed	Pass & Complete	N/A



Save & Return

Print

**Achievement Value (AV) Scorecard DYS, Q4 January 1, 2020 - March 31, 2020 (Payment Quarter)**  
**Alliance for Better Health Care, LLC - Project 3.a.iv**

	<i>Enter Reviewer Comment</i>					
●	4. Identify and link to providers approved for outpatient medication management of opioid addiction who agree to provide continued maintenance therapy and collaborate with the treatment program and care manager. These may include practices with collocated behavioral health services, opioid treatment programs or outpatient SUD clinics.	9/30/2017	9/30/2017	Completed	Pass & Complete	N/A
	<i>Enter Reviewer Comment</i>					
●	5. Develop community-based withdrawal management (ambulatory detoxification) protocols based upon evidence based best practices and	3/31/2017	3/31/2017	Completed	Pass & Complete	N/A
	<i>Enter Reviewer Comment</i>					
●	6. Develop care management services within the SUD treatment program.	9/30/2017	9/30/2017	Completed	Pass & Complete	N/A
	<i>Enter Reviewer Comment</i>					
●	7. Form agreements with the Medicaid Managed Care organizations serving the affected population to provide coverage for the service array under this project.	9/30/2017	9/30/2017	Completed	Pass & Complete	N/A
	<i>Enter Reviewer Comment</i>					
●	8. Use EHRs or other technical platforms to track all patients engaged in this project.	3/31/2017	3/31/2017	Completed	Pass & Complete	N/A
	<i>Enter Reviewer Comment</i>					
<b>Total</b>						<b>0.00</b>

Domain 3 Pay for Reporting			
AV Driving	Measure	Reviewer Status	AVS Awarded





Save & Return

Print

*Achievement Value (AV) Scorecard DYS, Q4 January 1, 2020 - March 31, 2020 (Payment Quarter)  
Alliance for Better Health Care, LLC - Project 3.a.iv*

●	Adherence to Antipsychotic Medications for People with Schizophrenia	Pass & Ongoing	1
●	Antidepressant Medication Management - Effective Acute Phase Treatment	Pass & Ongoing	0.5
●	Antidepressant Medication Management - Effective Continuation Phase Treatment	Pass & Ongoing	0.5
●	Cardiovascular Monitoring for People with Cardiovascular Disease and Schizophrenia	Pass & Ongoing	1
●	Diabetes Monitoring for People with Diabetes and Schizophrenia	Pass & Ongoing	1
●	Diabetes Screening for People with Schizophrenia or Bipolar Disease who are Using Antipsychotic Medication	Pass & Ongoing	1
●	Follow-up after hospitalization for Mental Illness - within 30 days	Pass & Ongoing	0.5
●	Follow-up after hospitalization for Mental Illness - within 7 days	Pass & Ongoing	0.5
●	Follow-up care for Children Prescribed ADHD Medications - Continuation Phase	Pass & Ongoing	0.5
●	Follow-up care for Children Prescribed ADHD Medications - Initiation Phase	Pass & Ongoing	0.5
●	Engagement of Alcohol and Other Drug Dependence Treatment (initiation and 2 visits within 44 days)	Pass & Ongoing	0.5
●	Initiation of Alcohol and Other Drug Dependence Treatment (1 visit within 14 days)	Pass & Ongoing	0.5
●	Screening for Clinical Depression and follow-up	Pass & Ongoing	1
●	Potentially Preventable Emergency Department Visits (for persons with BH diagnosis) ±	Pass & Ongoing	1
<b>Total</b>			<b>10.00</b>



Save & Return

Print

Achievement Value (AV) Scorecard DYS, Q4 January 1, 2020 - March 31, 2020 (Payment Quarter) Alliance for Better Health Care, LLC - Project 3.a.iv

Domain 3 Pay for Performance			
AV Driving	Measure	Reviewer Status	AVS Awarded
●	Adherence to Antipsychotic Medications for People with Schizophrenia	Pass & Ongoing	1
●	Antidepressant Medication Management - Effective Acute Phase Treatment	Pass & Ongoing	0.5
●	Antidepressant Medication Management - Effective Continuation Phase Treatment	Pass & Ongoing	0.5
●	Cardiovascular Monitoring for People with Cardiovascular Disease and Schizophrenia	N/A	N/A
●	Diabetes Monitoring for People with Diabetes and Schizophrenia	Fail	0
●	Diabetes Screening for People with Schizophrenia or Bipolar Disease who are Using Antipsychotic Medication	Fail	0
●	Follow-up after hospitalization for Mental Illness - within 30 days	Fail	0
●	Follow-up after hospitalization for Mental Illness - within 7 days	Fail	0
●	Follow-up care for Children Prescribed ADHD Medications - Continuation Phase	Fail	0
●	Follow-up care for Children Prescribed ADHD Medications - Initiation Phase	Fail	0
●	Engagement of Alcohol and Other Drug Dependence Treatment (initiation and 2 visits within 44 days)	Pass & Ongoing	0.5
●	Initiation of Alcohol and Other Drug Dependence Treatment (1 visit within 14 days)	Fail	0
●	Screening for Clinical Depression and follow-up	Pass & Ongoing	1
●	Potentially Preventable Emergency Department Visits (for persons with BH diagnosis) ±	Pass & Ongoing	1



Department  
of Health

Medicaid  
Redesign Team

New York State Department of Health  
Delivery System Reform Incentive Payment (DSRIP) Program

Save & Return

Print

*Achievement Value (AV) Scorecard DYS, Q4 January 1, 2020 - March 31, 2020 (Payment Quarter)*  
*Alliance for Better Health Care, LLC - Project 3.a.iv*

Total	4.50
-------	------



Save & Return

Print

*Achievement Value (AV) Scorecard DY5, Q4 January 1, 2020 - March 31, 2020 (Payment Quarter)  
Alliance for Better Health Care, LLC - Project 3.d.ii*

Project Snapshot	
<b>Project Domain</b>	Clinical Improvement Projects (Domain 3)
<b>Project ID</b>	3.d.ii
<b>Project Title</b>	Expansion of asthma home-based self-management program

Payment Snapshot	
<b>DY5, Q4 Payment Available</b>	\$ 670,757
<b>DY5, Q4 Payment Earned</b>	\$ 217,996

3.d.ii Scoresheet									
Domain	Component	Review Status	AVs Available	Net AVs Awarded	Percentage AV	Domain Funding % (DY5)	Domain Funding % (DY5, Q4)	Payment Available (\$)	Net Payment Earned (\$)
Domain 1	Domain 1 Organizational	Complete	5.00	5.00	100%	0%	0%	-	-
	Project Implementation Speed	N/A	N/A	N/A	0%				
	Patient Engagement Speed	N/A	N/A	N/A	0%				
<b>Domain 1 Subtotal</b>			<b>5.00</b>	<b>5.00</b>	<b>100%</b>	<b>0%</b>	<b>0%</b>	<b>-</b>	<b>-</b>
Domain 3	Domain 3 Pay for Reporting (P4R)	Complete	4.00	4.00	100%	10%	10%	67,076	67,076
	Domain 3 Pay for Performance (P4P)		4.00	1.00	25%	90%	90%	603,681	150,920
<b>Domain 2 Subtotal</b>			<b>8.00</b>	<b>5.00</b>	<b>63%</b>	<b>100%</b>	<b>100%</b>	<b>670,757</b>	<b>217,996</b>
<b>Total</b>		<b>Complete</b>	<b>13.00</b>	<b>10.00</b>	<b>77%</b>	<b>100%</b>	<b>100%</b>	<b>670,757</b>	<b>217,996</b>

Total Project 3.d.ii AVs Awarded: 10 out of 13

Hide Reviewer Comments

Domain 1 Project Milestones - Project 3.d.ii						
AV Driving	Project Requirement and Metric/Deliverable	Required Due Date	Committed Due Date	Milestone Status	Reviewer Status	AVs Awarded
	Module 1 - Major risks to implementation and mitigation strategies	Ongoing	N/A	In Process	Pass & Ongoing	N/A

Save & Return

Print

**Achievement Value (AV) Scorecard DYS, Q4 January 1, 2020 - March 31, 2020 (Payment Quarter)**  
**Alliance for Better Health Care, LLC - Project 3.d.ii**

	<i>Enter Reviewer Comment</i>					
●	Module 2 - Project Implementation Speed	Ongoing	N/A	Completed	Please Select	N/A
	<i>Enter Reviewer Comment</i>					
●	Module 3 - Patient Engagement Speed	Ongoing	N/A	Completed	Please Select	N/A
	<i>Enter Reviewer Comment</i>					
<b>Total</b>						<b>0.00</b>

Domain 1 Project Prescribed Milestones - Project 3.d.ii						
AV Driving	Project Requirement and Metric/Deliverable	Required Due Date	Committed Due Date	Milestone Status	Reviewer Status	AVs Awarded
●	1. Expand asthma home-based self-management program to include home environmental trigger reduction, self-monitoring, medication use, and medical follow-up.	3/31/2018	3/31/2018	Completed	Pass & Complete	N/A
	<i>Enter Reviewer Comment</i>					
●	2. Establish procedures to provide, coordinate, or link the client to resources for evidence-based trigger reduction interventions. Specifically, change the patient's indoor environment to reduce exposure	3/31/2017	3/31/2017	Completed	Pass & Complete	N/A
	<i>Enter Reviewer Comment</i>					
●	3. Develop and implement evidence-based asthma management guidelines.	3/31/2017	3/31/2017	Completed	Pass & Complete	N/A
	<i>Enter Reviewer Comment</i>					



Save & Return

Print

**Achievement Value (AV) Scorecard DYS, Q4 January 1, 2020 - March 31, 2020 (Payment Quarter)**  
**Alliance for Better Health Care, LLC - Project 3.d.ii**

●	4. Implement training and asthma self-management education services, including basic facts about asthma, proper medication use, identification and avoidance of environmental exposures that worsen asthma, self-monitoring of asthma symptoms and asthma control, and using written asthma action plans.	3/31/2017	3/31/2017	Completed	Pass & Complete	N/A
	Enter Reviewer Comment					
●	5. Ensure coordinated care for asthma patients includes social services and support.	3/31/2018	3/31/2018	Completed	Pass & Complete	N/A
	Enter Reviewer Comment					
●	6. Implement periodic follow-up services, particularly after ED or hospital visit occurs, to provide patients with root cause analysis of what happened and how to avoid future events.	3/31/2017	3/31/2017	Completed	Pass & Complete	N/A
	Enter Reviewer Comment					
●	7. Ensure communication, coordination, and continuity of care with Medicaid Managed Care plans, Health Home care managers, primary care providers, and specialty providers.	3/31/2018	3/31/2018	Completed	Fail	N/A
	Enter Reviewer Comment					
●	8. Use EHRs or other technical platforms to track all patients engaged in this project.	3/31/2017	3/31/2017	Completed	Pass & Complete	N/A
	Enter Reviewer Comment					
<b>Total</b>						<b>0.00</b>

Domain 3 Pay for Reporting			
AV Driving	Measure	Reviewer Status	AVs Awarded



Save & Return

Print

*Achievement Value (AV) Scorecard DYS, Q4 January 1, 2020 - March 31, 2020 (Payment Quarter)*  
*Alliance for Better Health Care, LLC - Project 3.d.ii*

●	Asthma Medication Ratio (5 – 64 Years)	Pass & Ongoing	1
●	Medication Management for People with Asthma (5 - 64 years) - 50% of Treatment days covered	Pass & Ongoing	0.5
●	Medication Management for People with Asthma (5 - 64 years) - 75% of Treatment days covered	Pass & Ongoing	0.5
●	Pediatric Quality Indicator # 14 Pediatric Asthma ±	Pass & Ongoing	1
●	Prevention Quality Indicator # 15 Younger Adult Asthma ±	Pass & Ongoing	1
<b>Total</b>			<b>4.00</b>

Domain 3 Pay for Performance			
AV Driving	Measure	Reviewer Status	AVS Awarded
●	Prevention Quality Indicator # 15 Younger Adult Asthma ±	Fail	0
●	Pediatric Quality Indicator # 14 Pediatric Asthma ±	Fail	0
●	Asthma Medication Ratio (5 – 64 Years)	Pass & Ongoing	1
●	Medication Management for People with Asthma (5 - 64 years) - 50% of Treatment days covered	Fail	0
●	Medication Management for People with Asthma (5 - 64 years) - 75% of Treatment days covered	Fail	0
<b>Total</b>			<b>1.00</b>



Save & Return

Print

*Achievement Value (AV) Scorecard DY5, Q4 January 1, 2020 - March 31, 2020 (Payment Quarter)  
Alliance for Better Health Care, LLC - Project 3.g.i*

Project Snapshot	
Project Domain	Clinical Improvement Projects (Domain 3)
Project ID	3.g.i
Project Title	Integration of palliative care into the PCMH model

Payment Snapshot	
DY5, Q4 Payment Available	\$ 507,936
DY5, Q4 Payment Earned	\$ 279,365

3.g.i Scoresheet									
Domain	Component	Review Status	AVs Available	Net AVs Awarded	Percentage AV	Domain Funding % (DY5)	Domain Funding % (DY5, Q4)	Payment Available (\$)	Net Payment Earned (\$)
Domain 1	Domain 1 Organizational	Complete	5.00	5.00	100%	0%	0%	-	-
	Project Implementation Speed	N/A	N/A	N/A	0%				
	Patient Engagement Speed	N/A	N/A	N/A	0%				
<b>Domain 1 Subtotal</b>			<b>5.00</b>	<b>5.00</b>	<b>100%</b>	<b>0%</b>	<b>0%</b>	<b>-</b>	<b>-</b>
Domain 3	Domain 3 Pay for Reporting (P4R)	Complete	5.00	5.00	100%	10%	10%	50,794	50,794
	Domain 3 Pay for Performance (P4P)	Complete	4.00	2.00	50%	90%	90%	457,142	228,571
<b>Domain 2 Subtotal</b>			<b>9.00</b>	<b>7.00</b>	<b>78%</b>	<b>100%</b>	<b>100%</b>	<b>507,936</b>	<b>279,365</b>
<b>Total</b>		<b>Complete</b>	<b>14.00</b>	<b>12.00</b>	<b>86%</b>	<b>100%</b>	<b>100%</b>	<b>507,936</b>	<b>279,365</b>

Total Project 3.g.i AVs Awarded: 12 out of 14

Hide Reviewer Comments

Domain 1 Project Milestones - Project 3.g.i						
AV Driving	Project Requirement and Metric/Deliverable	Required Due Date	Committed Due Date	Milestone Status	Reviewer Status	AVs Awarded
	Module 1 - Major risks to implementation and mitigation strategies	Ongoing	N/A	In Process	Pass & Ongoing	N/A





Save & Return

Print

**Achievement Value (AV) Scorecard DYS, Q4 January 1, 2020 - March 31, 2020 (Payment Quarter)**  
**Alliance for Better Health Care, LLC - Project 3.g.i**

	<i>Enter Reviewer Comment</i>					
●	Module 2 - Project Implementation Speed	Ongoing	N/A	Completed	Please Select	N/A
	<i>Enter Reviewer Comment</i>					
●	Module 3 - Patient Engagement Speed	Ongoing	N/A	Completed	Please Select	N/A
	<i>Enter Reviewer Comment</i>					
<b>Total</b>						<b>0.00</b>

Domain 1 Project Prescribed Milestones - Project 3.g.i						
AV Driving	Project Requirement and Metric/Deliverable	Required Due Date	Committed Due Date	Milestone Status	Reviewer Status	AVs Awarded
●	1. Integrate Palliative Care into appropriate participating PCPs that have, or will have, achieved NCQA PCMH and/or APCM certification.	3/31/2018	3/31/2018	Completed	Fail	N/A
●	2. Develop partnerships with community and provider resources including Hospice to bring the palliative care supports and services into	3/31/2017	3/31/2017	Completed	Pass & Complete	N/A
●	3. Develop and adopt clinical guidelines agreed to by all partners including services and eligibility.	3/31/2017	3/31/2017	Completed	Pass & Complete	N/A
●	4. Engage staff in trainings to increase role-appropriate competence in palliative care skills and protocols developed by the PPS.	3/31/2017	3/31/2017	Completed	Pass & Complete	N/A



Save & Return

Print

*Achievement Value (AV) Scorecard DYS, Q4 January 1, 2020 - March 31, 2020 (Payment Quarter)  
Alliance for Better Health Care, LLC - Project 3.g.i*

●	5. Engage with Medicaid Managed Care to address coverage of services.	3/31/2018	3/31/2018	Completed	Fail	N/A
●	6. Use EHRs or other IT platforms to track all patients engaged in this project.	3/31/2017	3/31/2017	Completed	Pass & Complete	N/A
<b>Total</b>						<b>0.00</b>

Domain 3 Pay for Reporting			
AV Driving	Measure	Reviewer Status	AVs Awarded
●	Percentage of patients indicating need who were offered or provided an intervention for pain symptoms experienced during the past week	Pass & Ongoing	1
●	Percentage of patients indicating need who were offered or provided an intervention for physical symptoms (other than pain) experienced during the past week	Pass & Ongoing	1
●	Percentage of patients indicating need who were offered or provided an intervention for not feeling at peace during the past week	Pass & Ongoing	1
●	Percentage of patients indicating need who were offered or provided an intervention for depressive feelings experienced during the past week	Pass & Ongoing	1
●	Percentage of patients who were offered or provided an intervention when there was no advance directive in place	Pass & Ongoing	1



Save & Return

Print

*Achievement Value (AV) Scorecard DYS, Q4 January 1, 2020 - March 31, 2020 (Payment Quarter)  
Alliance for Better Health Care, LLC - Project 3.g.i*

●	
<b>Total</b>	
	<b>5.00</b>

Domain 3 Pay for Performance			
AV Driving	Measure	Reviewer Status	AVS Awarded
●	Percentage of patients indicating need who were offered or provided an intervention for pain symptoms	Pass & Ongoing	1
●	Percentage of patients indicating need who were offered or provided an intervention for physical symptoms	Fail	0
●	Percentage of patients indicating need who were offered or provided an intervention for not feeling at peace	Fail	0
●	Percentage of patients indicating need who were offered or provided an intervention for depressive feelings	Pass & Ongoing	1
●	Percentage of patients who were offered or provided an intervention when there was no advance directive in	N/A	N/A
<b>Total</b>			<b>2.00</b>



Save & Return

Print

**Achievement Value (AV) Scorecard DY5, Q4 January 1, 2020 - March 31, 2020 (Payment Quarter)**  
**Alliance for Better Health Care, LLC - Project 4.a.iii**

Project Snapshot	
<b>Project Domain</b>	Domain 4: Population-wide Projects: New York's
<b>Project ID</b>	4.a.iii
<b>Project Title</b>	Strengthen Mental Health and Substance Abuse Infrastructure Across Systems

Payment Snapshot	
<b>DY5, Q4 Payment Available</b>	\$ 470,744
<b>DY5, Q4 Payment Earned</b>	\$ 470,744

4.a.iii Scoresheet									
Domain	Component	Review Status	AVs Available	Net AVs Awarded	Percentage AV	Domain Funding % (DY5)	Domain Funding % (DY5, Q4)	Payment Available (\$)	Net Payment Earned (\$)
Domain 1	Domain 1 Organizational	Complete	5.00	5.00	100%	0%	0%	-	-
	Project Implementation Speed	N/A	N/A	N/A	0%				
	Patient Engagement Speed	N/A	N/A	N/A	0%				
<b>Domain 1 Subtotal</b>			<b>5.00</b>	<b>5.00</b>	<b>100%</b>	<b>0%</b>	<b>0%</b>	<b>-</b>	<b>-</b>
Domain 4	Domain 4 Pay for Reporting (P4R)	Complete	11.00	11.00	100%	100%	100%	470,744	470,744
	Domain 4 Pay for Performance (P4P)	N/A	N/A	N/A	N/A	0%	0%	-	-
<b>Domain 4 Subtotal</b>			<b>11.00</b>	<b>11.00</b>	<b>100%</b>	<b>100%</b>	<b>100%</b>	<b>470,744</b>	<b>470,744</b>
<b>Total</b>		<b>Complete</b>	<b>16.00</b>	<b>16.00</b>	<b>100%</b>	<b>100%</b>	<b>100%</b>	<b>470,744</b>	<b>470,744</b>

Total Project 4.a.iii AVs Awarded: 16 out of 16

Hide Reviewer Comments

Domain 4 Pay for Performance and Pay for Reporting - Project 4.a.iii (all Milestones are P4R in DY2)			
AV Driving	Measure	Reviewer Status	AVs Awarded
	Age-adjusted preventable hospitalizations rate per 10,000 - Aged 18+ years – Ratio of Hispanics to White non-Hispanics	Pass & Ongoing	1



Save & Return

Print

**Achievement Value (AV) Scorecard DYS, Q4 January 1, 2020 - March 31, 2020 (Payment Quarter)**  
**Alliance for Better Health Care, LLC - Project 4.a.iii**

	<i>Enter Reviewer Comment</i>		
●	Age-adjusted suicide death rate per 100,000	Pass & Ongoing	1
	<i>Enter Reviewer Comment</i>		
●	Percentage of adults with health insurance - Aged 18- 64 years	Pass & Ongoing	1
	<i>Enter Reviewer Comment</i>		
●	Percentage of premature death (before age 65 years)	Pass & Ongoing	1
	<i>Enter Reviewer Comment</i>		
●	Percentage of premature death (before age 65 years) – Ratio of Black non-Hispanics to White non-Hispanics	Pass & Ongoing	1
	<i>Enter Reviewer Comment</i>		
●	Percentage of premature death (before age 65 years) – Ratio of Hispanics to White non-Hispanics	Pass & Ongoing	1
	<i>Enter Reviewer Comment</i>		
●	Age-adjusted percentage of adult binge drinking during the past month	Pass & Ongoing	1
	<i>Enter Reviewer Comment</i>		
●	Age-adjusted percentage of adults who have a regular health care provider - Aged 18+ years	Pass & Ongoing	1
	<i>Enter Reviewer Comment</i>		



Save & Return

Print

**Achievement Value (AV) Scorecard DYS, Q4 January 1, 2020 - March 31, 2020 (Payment Quarter)**  
**Alliance for Better Health Care, LLC - Project 4.a.iii**

●	Age-adjusted percentage of adults with poor mental health for 14 or more days in the last month	Pass & Ongoing	1
	<i>Enter Reviewer Comment</i>		
●	Age-adjusted preventable hospitalizations rate per 10,000 - Aged 18+ years	Pass & Ongoing	1
	<i>Enter Reviewer Comment</i>		
●	Age-adjusted preventable hospitalizations rate per 10,000 - Aged 18+ years – Ratio of Black non-Hispanics to White non-Hispanics	Pass & Ongoing	1
	<i>Enter Reviewer Comment</i>		
<b>Total</b>			<b>11.00</b>



Save & Return

Print

**Achievement Value (AV) Scorecard DY5, Q4 January 1, 2020 - March 31, 2020 (Payment Quarter)**  
**Alliance for Better Health Care, LLC - Project 4.b.i**

Project Snapshot	
<b>Project Domain</b>	Domain 4: Population-wide Projects: New York's
<b>Project ID</b>	4.b.i
<b>Project Title</b>	Promote Tobacco Use Cessation, especially among low SES populations and those with poor mental health

Payment Snapshot	
<b>DY5, Q4 Payment Available</b>	\$ 541,356
<b>DY5, Q4 Payment Earned</b>	\$ 541,356

4.b.i Scoresheet									
Domain	Component	Review Status	AVs Available	Net AVs Awarded	Percentage AV	Domain Funding % (DY5)	Domain Funding % (DY5, Q4)	Payment Available (\$)	Net Payment Earned (\$)
Domain 1	Domain 1 Organizational	Complete	5.00	5.00	100%	0%	0%	-	-
	Project Implementation Speed	N/A	N/A	N/A	0%				
	Patient Engagement Speed	N/A	N/A	N/A	0%				
<b>Domain 1 Subtotal</b>			<b>5.00</b>	<b>5.00</b>	<b>100%</b>	<b>0%</b>	<b>0%</b>	<b>-</b>	<b>-</b>
Domain 4	Domain 4 Pay for Reporting (P4R)	Complete	17.00	17.00	100%	100%	100%	541,356	541,356
	Domain 4 Pay for Performance (P4P)	N/A	N/A	N/A	N/A	0%	0%	-	-
<b>Domain 4 Subtotal</b>			<b>17.00</b>	<b>17.00</b>	<b>100%</b>	<b>100%</b>	<b>100%</b>	<b>541,356</b>	<b>541,356</b>
<b>Total</b>		<b>Complete</b>	<b>22.00</b>	<b>22.00</b>	<b>100%</b>	<b>100%</b>	<b>100%</b>	<b>541,356</b>	<b>541,356</b>

Total Project 4.b.i AVs Awarded: 22 out of 22

Hide Reviewer Comments

Domain 4 Pay for Performance and Pay for Reporting - Project 4.b.i (all Milestones are P4R in DY2)			
AV Driving	Measure	Reviewer Status	AVs Awarded
	Percentage of premature death (before age 65 years)	Pass & Ongoing	1

Save & Return  
Print

**Achievement Value (AV) Scorecard DYS, Q4 January 1, 2020 - March 31, 2020 (Payment Quarter)**  
**Alliance for Better Health Care, LLC - Project 4.b.i**

	<i>Enter Reviewer Comment</i>		
	Percentage of premature death (before age 65 years) – Ratio of Black non-Hispanics to White non-Hispanics	Pass & Ongoing	1
	<i>Enter Reviewer Comment</i>		
	Percentage of premature death (before age 65 years) – Ratio of Hispanics to White non-Hispanics	Pass & Ongoing	1
	<i>Enter Reviewer Comment</i>		
	Age-adjusted preventable hospitalizations rate per 10,000 - Aged 18+ years	Pass & Ongoing	1
	<i>Enter Reviewer Comment</i>		
	Age-adjusted preventable hospitalizations rate per 10,000 - Aged 18+ years – Ratio of Black non-Hispanics to White non-Hispanics	Pass & Ongoing	1
	<i>Enter Reviewer Comment</i>		
	Age-adjusted preventable hospitalizations rate per 10,000 - Aged 18+ years – Ratio of Hispanics to White non-Hispanics	Pass & Ongoing	1
	<i>Enter Reviewer Comment</i>		
	Percentage of adults with health insurance - Aged 18- 64 years	Pass & Ongoing	1
	<i>Enter Reviewer Comment</i>		
	Age-adjusted percentage of adults who have a regular health care provider - Aged 18+ years	Pass & Ongoing	1
	<i>Enter Reviewer Comment</i>		





Save & Return

Print

Achievement Value (AV) Scorecard DYS, Q4 January 1, 2020 - March 31, 2020 (Payment Quarter) Alliance for Better Health Care, LLC - Project 4.b.i

●	Percentage of adults who are obese	Pass & Ongoing	1
<i>Enter Reviewer Comment</i>			
●	Percentage of children and adolescents who are obese	Pass & Ongoing	1
<i>Enter Reviewer Comment</i>			
●	Percentage of cigarette smoking among adults	Pass & Ongoing	1
<i>Enter Reviewer Comment</i>			
●	Percentage of adults who receive a colorectal cancer screening based on the most recent guidelines - Aged 50-75 years	Pass & Ongoing	1
<i>Enter Reviewer Comment</i>			
●	Asthma emergency department visit rate per 10,000	Pass & Ongoing	1
<i>Enter Reviewer Comment</i>			
●	Asthma emergency department visit rate per 10,000 - Aged 0-4 years	Pass & Ongoing	1
<i>Enter Reviewer Comment</i>			
●	Age-adjusted heart attack hospitalization rate per 10,000	Pass & Ongoing	1
<i>Enter Reviewer Comment</i>			
●	Rate of hospitalizations for short-term complications of diabetes per 10,000 - Aged 6- 17 years	Pass & Ongoing	1



Save & Return

Print

**Achievement Value (AV) Scorecard DYS, Q4 January 1, 2020 - March 31, 2020 (Payment Quarter)**  
**Alliance for Better Health Care, LLC - Project 4.b.i**

Enter Reviewer Comment		
Rate of hospitalizations for short-term complications of diabetes per 10,000 – Aged 18+ years	Pass & Ongoing	1
Enter Reviewer Comment		
<b>Total</b>		<b>17.00</b>