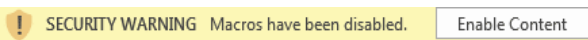



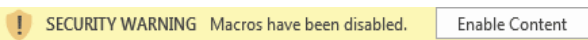





*Achievement Value (AV) Scorecard  
Finger Lakes Performing Provider Systems, Inc.*

| General Instructions            |  |   |
|---------------------------------|--|---|
| Step                            | Description/Link   | Image   |
| 1. Enable Content               | Click "Enable Content" at the top of the screen to enable macros.  |  |
| 2. Review AV Scorecard Overview | The AV scorecard Overview is a summary of the report <a href="#">Click to Access AV Scorecard Overview</a> |   |

| Functionality  |  |   |
|--|--|---|
| Step   | Description/Link   | Image   |
| 1. Print   | All tabs include a print button in the upper left hand corner. The AV Scorecard Overview tab also includes a "Print All" button which will print all relevany reports.   |    |
| 2. Access Detailed Project Reports and return to AV Scorecard Overview | The AV Scorecard Overview tab is the landing page from which detailed project reports can be viewed. From the AV Scorecard Overview" click the relevant project button to access the project tab. From the project tab click "Save and Return" to access the AV Scorecard Overview |   |
| 3. Show or Hide reviewer comments                                      | Each project tab includes a Show/Hide Reviewer Comments button on the left hand side of the screen. Click "Show Reviewer Comments" to show comments and "Hide Reviewer Comments" to hide comments.   |  |

*Achievement Value (AV) Scorecard  
Finger Lakes Performing Provider Systems, Inc.*

| General Instructions            |  |   |
|---------------------------------|--|---|
| Step                            | Description/Link   | Image   |
| 1. Enable Content               | Click "Enable Content" at the top of the screen to enable macros.  |  |
| 2. Review AV Scorecard Overview | The AV scorecard Overview is a summary of the report <a href="#">Click to Access AV Scorecard Overview</a> |   |

| Functionality  |  |   |
|--|--|---|
| Step   | Description/Link   | Image   |
| 1. Print   | All tabs include a print button in the upper left hand corner. The AV Scorecard Overview tab also includes a "Print All" button which will print all relevany reports.   |    |
| 2. Access Detailed Project Reports and return to AV Scorecard Overview | The AV Scorecard Overview tab is the landing page from which detailed project reports can be viewed. From the AV Scorecard Overview" click the relevant project button to access the project tab. From the project tab click "Save and Return" to access the AV Scorecard Overview |   |
| 3. Show or Hide reviewer comments                                      | Each project tab includes a Show/Hide Reviewer Comments button on the left hand side of the screen. Click "Show Reviewer Comments" to show comments and "Hide Reviewer Comments" to hide comments.   |  |



[Print Summary](#)

[Print All](#)

**Achievement Value (AV) Scorecard**  
**Finger Lakes Performing Provider Systems, Inc.**

| PPS Information |  |
|-----------------|--|
| Quarter         | DY1, Q4 January 1, 2016 - March 31, 2016       |
| PPS             | Finger Lakes Performing Provider Systems, Inc. |
| PPS Number      | 9  |

| Achievement Value (AV) Scorecard Summary   |               |             |               |                 |  |                |                        |                      |
|--|---------------|-------------|---------------|-----------------|--|----------------|------------------------|----------------------|
| Project Link (click on the purple link below to access each individual project report) | AV Data       |             |               |                 | Payment Data   |                |                        |                      |
|  | AVs Available | AVs Awarded | AV Adjustment | Net AVs Awarded | Payment Available  | Payment Earned | High Performance Funds | Total Payment Earned |
| <a href="#">Domain I - Organizational (All Projects)</a>                               | 5.00          | 5.00        | 0.00          | 5.00            | <i>Organizational funds are embedded within each project's payment</i> |                |                        |                      |
| <a href="#">2.a.i</a>  | 19.00         | 19.00       | 0.00          | 19.00           | \$2,381,909.53   | \$2,381,909.53 | \$ -                   | \$2,381,909.53       |
| <a href="#">2.b.iii</a>  | 20.00         | 20.00       | 0.00          | 20.00           | \$1,749,923.34   | \$1,749,923.34 | \$ -                   | \$1,749,923.34       |
| <a href="#">2.b.iv</a>   | 20.00         | 20.00       | 0.00          | 20.00           | \$1,663,718.87   | \$1,663,718.87 | \$ -                   | \$1,663,718.87       |
| <a href="#">2.b.vi</a>   | 20.00         | 20.00       | 0.00          | 20.00           | \$1,999,102.64   | \$1,999,102.64 | \$ -                   | \$1,999,102.64       |
| <a href="#">2.d.i</a>  | 8.00          | 8.00        | 0.00          | 8.00            | \$1,466,921.05   | \$1,466,921.05 | \$ -                   | \$1,466,921.05       |
| <a href="#">3.a.i</a>  | 16.00         | 16.00       | 0.00          | 16.00           | \$1,550,023.83   | \$1,550,023.83 | \$ -                   | \$1,550,023.83       |
| <a href="#">3.a.ii</a>   | 16.00         | 16.00       | 0.00          | 16.00           | \$1,459,416.95   | \$1,459,416.95 | \$ -                   | \$1,459,416.95       |
| <a href="#">3.a.v</a>  | 8.00          | 8.00        | 0.00          | 8.00            | \$1,701,363.95   | \$1,701,363.95 | \$ -                   | \$1,701,363.95       |
| <a href="#">3.f.i</a>  | 13.00         | 13.00       | 0.00          | 13.00           | \$1,361,091.16   | \$1,361,091.16 | \$ -                   | \$1,361,091.16       |



*Achievement Value (AV) Scorecard  
Finger Lakes Performing Provider Systems, Inc.*

Print Summary

Print All

|                           |               |               |             |               |                     |                     |             |                     |
|---------------------------|---------------|---------------|-------------|---------------|---------------------|---------------------|-------------|---------------------|
| 4.a.iii                   | 16.00         | 16.00         | 0.00        | 16.00         | \$850,681.98        | \$850,681.98        | \$ -        | \$850,681.98        |
| 4.b.ii                    | 21.00         | 21.00         | 0.00        | 21.00         | \$723,079.68        | \$723,079.68        | \$ -        | \$723,079.68        |
| AV Adjustments (Column F) |               |               |             |               |                     |                     |             |                     |
| <b>Total</b>              | <b>177.00</b> | <b>177.00</b> | <b>0.00</b> | <b>177.00</b> | <b>\$16,907,233</b> | <b>\$16,907,233</b> | <b>\$ -</b> | <b>\$16,907,233</b> |



Save & Return

Print

Achievement Value (AV) Scorecard DY1, Q4 January 1, 2016 - March 31, 2016  
Finger Lakes Performing Provider Systems, Inc. - Domain 1 Organizational AVs

| Domain I Organizational Scoresheet                 |                 |               |             |             |             |             |
|--|-----------------|---------------|-------------|-------------|-------------|-------------|
| Domain I Organizational                            | Review Status   | AVs Available | AVs Awarded | Adjustments | Net AVs     | AV          |
| Workforce Strategy                                 | Complete        | 1.00          | 1.00        | 0.00        | 1.00        | 100%        |
| Section 01 - Budget                                | Complete        | 1.00          | 1.00        | 0.00        | 1.00        | 100%        |
| Section 02 - Governance                            | Complete        | 1.00          | 1.00        | 0.00        | 1.00        | 100%        |
| Section 03 - Financial Sustainability              | Complete        | 1.00          | 1.00        | 0.00        | 1.00        | 100%        |
| Section 04 - Cultural Competency & Health Literacy | Complete        | 1.00          | 1.00        | 0.00        | 1.00        | 100%        |
| Section 05 - IT Systems and Processes              | Complete        | N/A           | N/A         | N/A         | N/A         | N/A         |
| Section 06 - Performance Reporting                 | Complete        | N/A           | N/A         | N/A         | N/A         | N/A         |
| Section 07 - Practitioner Engagement               | Complete        | N/A           | N/A         | N/A         | N/A         | N/A         |
| Section 08 - Population Health Management          | Complete        | N/A           | N/A         | N/A         | N/A         | N/A         |
| Section 09 - Clinical Integration                  | Complete        | N/A           | N/A         | N/A         | N/A         | N/A         |
| Section 10 - General Project Reporting             | Complete        | N/A           | N/A         | N/A         | N/A         | N/A         |
| <b>Total</b>                                       | <b>Complete</b> | <b>5.00</b>   | <b>5.00</b> | <b>0.00</b> | <b>5.00</b> | <b>100%</b> |

Net Organizational AVs Awarded: 5 out of 5

Hide Reviewer Comments

| Workforce Strategy                |            |                                       |                   |                    |                  |                 |            |
|-----------------------------------|------------|---------------------------------------|-------------------|--------------------|------------------|-----------------|------------|
| Process Measure                   | AV Driving | Milestone                             | Required Due Date | Committed Due Date | Milestone Status | Reviewer Status | AV Awarded |
| Workforce Strategy Budget Updates |            | Workforce Strategy Budget Updates     | 9/30/2016         | 3/31/2016          | In process       | Pass & Ongoing  |            |
|                                   |            | Workforce Impact Analysis and Updates | 9/30/2016         | 6/30/2016          | In process       | Pass & Ongoing  |            |



Save & Return

Print

*Achievement Value (AV) Scorecard DY1, Q4 January 1, 2016 - March 31, 2016*  
*Finger Lakes Performing Provider Systems, Inc. - Domain 1 Organizational AVs*

|   |   |   |           |           |            |                |   |
|---|---|---|-----------|-----------|------------|----------------|---|
|   |   | New Hire Employment Analysis and Updates  | 9/30/2016 | 6/30/2016 | In process | Pass & Ongoing |   |
| Additional Workforce Strategy Budget Updates (non AV-driving) | ● | 1. Define target workforce state (in line with DSRIP program's goals)   | N/A       | N/A       | In process | Pass & Ongoing | 1 |
|   | ● | 2. Create a workforce transition roadmap for achieving defined target workforce   | N/A       | N/A       | In process | Pass & Ongoing |   |
|   | ● | 3. Perform detailed gap analysis between current state assessment of workforce and projected future state   | N/A       | N/A       | In process | Pass & Ongoing |   |
|   | ● | 4. Produce a compensation and benefit analysis, covering impacts on both retrained and redeployed staff, as well as new hires, particularly focusing on full and partial placements | N/A       | N/A       | In process | Pass & Ongoing |   |
|   | ● | 5. Develop training strategy  | N/A       | N/A       | In process | Pass & Ongoing |   |
|   | ● | Major Risks to Implementation & Risk Mitigation Strategies  | N/A       | N/A       | In process | Pass & Ongoing |   |



Save & Return

Print

Achievement Value (AV) Scorecard DY1, Q4 January 1, 2016 - March 31, 2016  
Finger Lakes Performing Provider Systems, Inc. - Domain 1 Organizational AVs

|   |              |  |     |     |            |                |     |
|---|--------------|--|-----|-----|------------|----------------|-----|
| Additional Workforce Strategy Topic Areas | ●            |  |     |     |            |                | N/A |
|   | ●            | Major Dependencies on Organizational Workstreams | N/A | N/A | In process | Pass & Ongoing |     |
|   | ●            | Roles and Responsibilities                       | N/A | N/A | In process | Pass & Ongoing |     |
|   | ●            | Key Stakeholders                                 | N/A | N/A | In process | Pass & Ongoing |     |
|   | ●            | IT Expectations                                  | N/A | N/A | In process | Pass & Ongoing |     |
|   | ●            | Progress Reporting                               | N/A | N/A | In process | Pass & Ongoing |     |
|   | <b>Total</b> |  |     |     |            |                |     |

| Section 01 - Budget |            |   |                   |                    |                  |                 |            |
|---------------------|------------|---|-------------------|--------------------|------------------|-----------------|------------|
| Process Measure     | AV Driving | Milestone                                 | Required Due Date | Committed Due Date | Milestone Status | Reviewer Status | AV Awarded |
|                     | ●          | Module 1.1 - PPS Budget Report (Baseline) | Ongoing           | N/A                | Completed        | Pass & Complete |            |



Save & Return

Print

Achievement Value (AV) Scorecard DY1, Q4 January 1, 2016 - March 31, 2016  
Finger Lakes Performing Provider Systems, Inc. - Domain 1 Organizational AVs

|   |              |  |         |     |            |                |   |          |  |
|---|--------------|--|---------|-----|------------|----------------|---|----------|--|
| Quarterly Project Reports, Project Budget and Flow of Funds | ●            | Module 1.2 - PPS Budget Report (Quarterly) | Ongoing | N/A | In process | Pass & Ongoing | 1 |          |  |
|   | ●            | Module 1.3 - PPS Flow of Funds (Baseline)  | Ongoing | N/A | Completed  | Pass & Ongoing |   |          |  |
|   | ●            | Module 1.4 - PPS Flow of Funds (Quarterly) | Ongoing | N/A | In Process | Pass & Ongoing |   |          |  |
|   | ●            | Quarterly Progress Reports                 | N/A     | N/A | In process | Pass & Ongoing |   |          |  |
|   | <b>Total</b> |  |         |     |            |                |   | <b>1</b> |  |

| Section 02 - Governance |            |  |                   |                    |                  |                 |            |
|-------------------------|------------|--|-------------------|--------------------|------------------|-----------------|------------|
| Process Measure         | AV Driving | Milestone  | Required Due Date | Committed Due Date | Milestone Status | Reviewer Status | AV Awarded |
|                         | ●          | 1. Finalize governance structure and sub-committee structure | 9/30/2015         | 9/30/2015          | Completed        | Pass & Complete |            |





Save & Return

Print

*Achievement Value (AV) Scorecard DY1, Q4 January 1, 2016 - March 31, 2016*  
*Finger Lakes Performing Provider Systems, Inc. - Domain 1 Organizational AVs*

|   |   |  |            |            |            |                 |     |
|---|---|--|------------|------------|------------|-----------------|-----|
| Governance Structure Updates                      | ● | 2. Establish a clinical governance structure, including clinical quality committees for each DSRIP project   | 12/31/2015 | 12/31/2015 | Completed  | Pass & Complete | 1   |
|   |   |  |            |            |            |                 |     |
|   | ● | 3. Finalize bylaws and policies or Committee Guidelines where applicable   | 9/30/2015  | 9/30/2015  | Completed  | Pass & Complete |     |
|   |   |  |            |            |            |                 |     |
| Governance Process Update                         | ● | 4. Establish governance structure reporting and monitoring processes   | 12/31/2015 | 12/31/2015 | Completed  | Pass & Complete |     |
|   |   |  |            |            |            |                 |     |
| Additional Governance Milestones (non AV-driving) | ● | 5. Finalize community engagement plan, including communications with the public and non-provider organizations (e.g. schools, churches, homeless services, | 6/30/2016  | 6/30/2016  | In process | Pass & Ongoing  | N/A |
|   |   |  |            |            |            |                 |     |
|   | ● | 6. Finalize partnership agreements or contracts with CBOs  | 9/30/2016  | 3/31/2016  | In process | Pass & Ongoing  |     |
|   |   |  |            |            |            |                 |     |
|   | ● | 7. Finalize agency coordination plan aimed at engaging appropriate public sector agencies at state and local levels (e.g. local departments of health and  | 9/30/2016  | 3/31/2016  | In process | Pass & Ongoing  |     |
|   |   |  |            |            |            |                 |     |
|   | ● | 8. Finalize workforce communication and engagement plan  | 6/30/2016  | 6/30/2016  | In process | Pass & Ongoing  |     |



Save & Return

Print

*Achievement Value (AV) Scorecard DY1, Q4 January 1, 2016 - March 31, 2016  
Finger Lakes Performing Provider Systems, Inc. - Domain 1 Organizational AVs*

|                                   |   |  |           |           |            |                |          |  |
|-----------------------------------|---|--|-----------|-----------|------------|----------------|----------|--|
|                                   | ● |  |           |           |            |                |          |  |
|                                   | ● | 9. Inclusion of CBOs in PPS Implementation                 | 9/30/2016 | 3/31/2016 | In process | Pass & Ongoing |          |  |
|                                   |   |  |           |           |            |                |          |  |
| Additional Governance Topic Areas | ● | Major Risks to Implementation & Risk Mitigation Strategies | N/A       | N/A       | In process | Pass & Ongoing | N/A      |  |
|                                   |   |  |           |           |            |                |          |  |
|                                   | ● | Major Dependencies on Organizational Workstreams           | N/A       | N/A       | In process | Pass & Ongoing |          |  |
|                                   |   |  |           |           |            |                |          |  |
|                                   | ● | Roles and Responsibilities                                 | N/A       | N/A       | In process | Pass & Ongoing |          |  |
|                                   |   |  |           |           |            |                |          |  |
|                                   | ● | Key Stakeholders   | N/A       | N/A       | In process | Pass & Ongoing |          |  |
|                                   |   |  |           |           |            |                |          |  |
|                                   | ● | IT Expectations  | N/A       | N/A       | In process | Pass & Ongoing |          |  |
|                                   |   |  |           |           |            |                |          |  |
|                                   | ● | Progress Reporting   | N/A       | N/A       | In process | Pass & Ongoing |          |  |
|                                   |   |  |           |           |            |                |          |  |
| <b>Total</b>                      |   |  |           |           |            |                | <b>1</b> |  |



Save & Return

Print

Achievement Value (AV) Scorecard DY1, Q4 January 1, 2016 - March 31, 2016  
Finger Lakes Performing Provider Systems, Inc. - Domain 1 Organizational AVs

| Section 03 - Financial Sustainability        |            |  |                   |                    |                  |                 |            |
|--|------------|--|-------------------|--------------------|------------------|-----------------|------------|
| Process Measure                              | AV Driving | Milestone  | Required Due Date | Committed Due Date | Milestone Status | Reviewer Status | AV Awarded |
| Financial Stability Update                   | ●          | 1. Finalize PPS finance structure, including reporting structure   | 12/31/2015        | 12/31/2015         | Completed        | Pass & Complete | 1          |
|  | ●          | 2. Perform network financial health current state assessment and develop financial sustainability strategy to address key issues.                | 3/31/2016         | 3/31/2016          | Completed        | Pass & Complete |            |
|  | ●          | 3. Finalize Compliance Plan consistent with New York State Social Services Law 363-d   | 12/31/2015        | 12/31/2015         | Completed        | Pass & Complete |            |
| PPS Transition to Value Based Payment System | ●          | 4. Develop detailed baseline assessment of revenue linked to value-based payment, preferred compensation modalities for different provider-types | 9/30/2016         | 3/31/2016          | In process       | Pass & Ongoing  |            |
|  | ●          | 5. Finalize a plan towards achieving 90% value-based payments across network by year 5 of the waiver at the latest                               | 3/31/2020         | 3/31/2020          | On hold          | Pass & Ongoing  |            |



Save & Return

Print

*Achievement Value (AV) Scorecard DY1, Q4 January 1, 2016 - March 31, 2016*  
*Finger Lakes Performing Provider Systems, Inc. - Domain 1 Organizational AVs*

|   |   |   |           |           |            |                |     |
|---|---|---|-----------|-----------|------------|----------------|-----|
| Additional PPS Transition to Value Based Payment System | ● | 6. Put in place Level 1 VBP arrangement for PCMH/APC care and one other care bundle or subpopulation                      | 3/31/2020 | 3/31/2020 | On hold    | Pass & Ongoing | N/A |
|   | ● | 7. Contract 50% of care-costs through Level 1 VBPs, and ≥ 30% of these costs through Level 2 VBPs or higher               | 3/31/2020 | 3/31/2020 | On hold    | Pass & Ongoing |     |
|   | ● | 8. ≥90% of total MCO-PPS payments (in terms of total dollars) captured in at least Level 1 VBPs, and ≥ 70% of total costs | 3/31/2020 | 3/31/2020 | On hold    | Pass & Ongoing |     |
| Additional Financial Stability Topic Areas              | ● | Major Risks to Implementation & Risk Mitigation Strategies  | N/A       | N/A       | In process | Pass & Ongoing | N/A |
|   | ● | Major Dependencies on Organizational Workstreams  | N/A       | N/A       | In process | Pass & Ongoing |     |
|   | ● | Roles and Responsibilities  | N/A       | N/A       | In process | Pass & Ongoing |     |
|   | ● | Key Stakeholders  | N/A       | N/A       | In process | Pass & Ongoing |     |



Save & Return

Print

Achievement Value (AV) Scorecard DY1, Q4 January 1, 2016 - March 31, 2016  
Finger Lakes Performing Provider Systems, Inc. - Domain 1 Organizational AVs

|              |                    |     |     |            |                |          |
|--------------|--------------------|-----|-----|------------|----------------|----------|
| ●            | IT Expectations    | N/A | N/A | In process | Pass & Ongoing |          |
|              |                    |     |     |            |                |          |
| ●            | Progress Reporting | N/A | N/A | In process | Pass & Ongoing |          |
|              |                    |     |     |            |                |          |
| <b>Total</b> |                    |     |     |            |                | <b>1</b> |

| Section 04 - Cultural Competency & Health Literacy |            |  |                   |                    |                  |                 |            |
|--|------------|--|-------------------|--------------------|------------------|-----------------|------------|
| Process Measure                                    | AV Driving | Milestone  | Required Due Date | Committed Due Date | Milestone Status | Reviewer Status | AV Awarded |
| Cultural Competency /Health Literacy               | ●          | 1. Finalize cultural competency / health literacy strategy.  | 12/31/2015        | 12/31/2015         | Completed        | Pass & Complete | 1          |
|  | ●          | 2. Develop a training strategy focused on addressing the drivers of health disparities (beyond the availability of language-appropriate material). | 6/30/2016         | 6/30/2016          | In process       | Pass & Ongoing  |            |
|  | ●          | Major Risks to Implementation & Risk Mitigation Strategies   | N/A               | N/A                | In process       | Pass & Ongoing  |            |
|  | ●          | Major Dependencies on Organizational Workstreams   | N/A               | N/A                | In process       | Pass & Ongoing  |            |



Save & Return

Print

Achievement Value (AV) Scorecard DY1, Q4 January 1, 2016 - March 31, 2016  
Finger Lakes Performing Provider Systems, Inc. - Domain 1 Organizational AVs

|   |   |                            |     |     |            |                |          |
|---|---|----------------------------|-----|-----|------------|----------------|----------|
| Additional Cultural Competency /Health Literacy Topic Areas | ● | Roles and Responsibilities | N/A | N/A | In process | Pass & Ongoing | N/A      |
|   |   |                            |     |     |            |                |          |
|   | ● | Key Stakeholders           | N/A | N/A | In process | Pass & Ongoing |          |
|   |   |                            |     |     |            |                |          |
|   | ● | IT Expectations            | N/A | N/A | In process | Pass & Ongoing |          |
|   |   |                            |     |     |            |                |          |
|   | ● | Progress Reporting         | N/A | N/A | In process | Pass & Ongoing |          |
|   |   |                            |     |     |            |                |          |
| <b>Total</b>  |   |                            |     |     |            |                | <b>1</b> |

| Section 05 - IT Systems and Processes |            |  |                   |                    |                  |                 |            |
|---------------------------------------|------------|--|-------------------|--------------------|------------------|-----------------|------------|
| Process Measure                       | AV Driving | Milestone  | Required Due Date | Committed Due Date | Milestone Status | Reviewer Status | AV Awarded |
|                                       | ●          | 1. Perform current state assessment of IT capabilities across network, identifying any critical gaps, including readiness for data sharing and the implementation of interoperable IT platform(s). | 6/30/2016         | 6/30/2016          | In process       | Pass & Ongoing  |            |
|                                       | ●          | 2. Develop an IT Change Management Strategy.   | 6/30/2016         | 6/30/2016          | In process       | Pass & Ongoing  |            |



Save & Return

Print

*Achievement Value (AV) Scorecard DY1, Q4 January 1, 2016 - March 31, 2016  
Finger Lakes Performing Provider Systems, Inc. - Domain 1 Organizational AVs*

|   |   |  |           |           |             |                |     |
|---|---|--|-----------|-----------|-------------|----------------|-----|
| IT Systems and Processes                        | ● |  |           |           |             |                | N/A |
|   | ● | 3. Develop roadmap to achieving clinical data sharing and interoperable systems across PPS network | 9/30/2016 | 9/30/2016 | In process  | Pass & Ongoing |     |
|   | ● |  |           |           |             |                |     |
|   | ● | 4. Develop a specific plan for engaging attributed members in Qualifying Entities                  | 9/30/2016 | 9/30/2016 | Not started | Pass & Ongoing |     |
| Additional IT Systems and Processes Topic Areas | ● | 5. Develop a data security and confidentiality plan.   | 9/30/2016 | 9/30/2016 | In process  | Pass & Ongoing | N/A |
|   | ● |  |           |           |             |                |     |
|   | ● | Major Risks to Implementation & Risk Mitigation Strategies   | N/A       | N/A       | In process  | Pass & Ongoing |     |
|   | ● | Major Dependencies on Organizational Workstreams   | N/A       | N/A       | In process  | Pass & Ongoing |     |
| Additional IT Systems and Processes Topic Areas | ● | Roles and Responsibilities   | N/A       | N/A       | In process  | Pass & Ongoing | N/A |
|   | ● | Key Stakeholders   | N/A       | N/A       | In process  | Pass & Ongoing |     |



Save & Return

Print

Achievement Value (AV) Scorecard DY1, Q4 January 1, 2016 - March 31, 2016  
Finger Lakes Performing Provider Systems, Inc. - Domain 1 Organizational AVs

|              |   |                    |     |     |            |                |          |
|--------------|---|--------------------|-----|-----|------------|----------------|----------|
|              | ● | Progress Reporting | N/A | N/A | In process | Pass & Ongoing |          |
|              |   |                    |     |     |            |                |          |
| <b>Total</b> |   |                    |     |     |            |                | <b>0</b> |

| Section 06 - Performance Reporting |            |  |                   |                    |                  |                 |            |
|------------------------------------|------------|--|-------------------|--------------------|------------------|-----------------|------------|
| Process Measure                    | AV Driving | Milestone  | Required Due Date | Committed Due Date | Milestone Status | Reviewer Status | AV Awarded |
| Performance Reporting              | ●          | 1. Establish reporting structure for PPS-wide performance reporting and communication.   | 9/30/2016         | 9/30/2016          | In process       | Pass & Ongoing  | N/A        |
|                                    |            |  |                   |                    |                  |                 |            |
| Performance Reporting              | ●          | 2. Develop training program for organizations and individuals throughout the network, focused on clinical quality and performance reporting. | 12/31/2017        | 12/31/2017         | In process       | Pass & Ongoing  | N/A        |
|                                    |            |  |                   |                    |                  |                 |            |
|                                    | ●          | Major Risks to Implementation & Risk Mitigation Strategies   | N/A               | N/A                | In process       | Pass & Ongoing  |            |
|                                    |            |  |                   |                    |                  |                 |            |
|                                    | ●          | Major Dependencies on Organizational Workstreams   | N/A               | N/A                | In process       | Pass & Ongoing  |            |
|                                    |            |  |                   |                    |                  |                 |            |
|                                    | ●          | Roles and Responsibilities   | N/A               | N/A                | In process       | Pass & Ongoing  |            |





Save & Return

Print

Achievement Value (AV) Scorecard DY1, Q4 January 1, 2016 - March 31, 2016  
Finger Lakes Performing Provider Systems, Inc. - Domain 1 Organizational AVs

|  |   |                    |     |     |            |                |     |
|--|---|--------------------|-----|-----|------------|----------------|-----|
| Additional Performance Reporting Topic Areas | ● |                    |     |     |            |                | N/A |
|  | ● | Key Stakeholders   | N/A | N/A | In process | Pass & Ongoing |     |
|  | ● |                    |     |     |            |                |     |
|  | ● | IT Expectations    | N/A | N/A | In process | Pass & Ongoing |     |
|  | ● | Progress Reporting | N/A | N/A | In process | Pass & Ongoing |     |
| <b>Total</b>                                 |   |                    |     |     |            | <b>0</b>       |     |

| Section 07 - Practitioner Engagement |            |  |                   |                    |                  |                 |            |
|--------------------------------------|------------|--|-------------------|--------------------|------------------|-----------------|------------|
| Process Measure                      | AV Driving | Milestone  | Required Due Date | Committed Due Date | Milestone Status | Reviewer Status | AV Awarded |
| Practitioner Engagement              | ●          | 1. Develop Practitioners communication and engagement plan.  | 9/30/2016         | 6/30/2016          | In process       | Pass & Ongoing  | N/A        |
|                                      | ●          |  |                   |                    |                  |                 |            |
|                                      | ●          | 2. Develop training / education plan targeting practioners and other professional groups, designed to educate them about the DSRIP program and your PPS-specific quality improvement agenda. | 9/30/2016         | 6/30/2016          | In process       | Pass & Ongoing  |            |



Save & Return

Print

**Achievement Value (AV) Scorecard DY1, Q4 January 1, 2016 - March 31, 2016**  
**Finger Lakes Performing Provider Systems, Inc. - Domain 1 Organizational AVs**

|  |                    |  |     |            |                |                |          |  |
|--|--------------------|--|-----|------------|----------------|----------------|----------|--|
| Additional Practitioner Engagement Topic Areas | ●                  | Major Risks to Implementation & Risk Mitigation Strategies | N/A | N/A        | In process     | Pass & Ongoing | N/A      |  |
|  |                    |  |     |            |                |                |          |  |
|  | ●                  | Major Dependencies on Organizational Workstreams           | N/A | N/A        | In process     | Pass & Ongoing |          |  |
|  |                    |  |     |            |                |                |          |  |
|  | ●                  | Roles and Responsibilities                                 | N/A | N/A        | In process     | Pass & Ongoing |          |  |
|  |                    |  |     |            |                |                |          |  |
| ●  | Key Stakeholders   | N/A  | N/A | In process | Pass & Ongoing |                |          |  |
|  |                    |  |     |            |                |                |          |  |
| ●  | IT Expectations    | N/A  | N/A | In process | Pass & Ongoing |                |          |  |
|  |                    |  |     |            |                |                |          |  |
| ●  | Progress Reporting | N/A  | N/A | In process | Pass & Ongoing |                |          |  |
|  |                    |  |     |            |                |                |          |  |
| <b>Total</b>                                   |                    |  |     |            |                |                | <b>0</b> |  |

| Section 08 - Population Health Management |            |  |                   |                    |                  |                 |            |
|---|------------|--|-------------------|--------------------|------------------|-----------------|------------|
| Process Measure                           | AV Driving | Milestone  | Required Due Date | Committed Due Date | Milestone Status | Reviewer Status | AV Awarded |
|   | ●          | 1. Develop population health management roadmap. | 3/31/2018         | 3/31/2018          | In process       | Pass & Ongoing  | N/A        |



Save & Return

Print

*Achievement Value (AV) Scorecard DY1, Q4 January 1, 2016 - March 31, 2016*  
*Finger Lakes Performing Provider Systems, Inc. - Domain 1 Organizational AVs*

|  |              |  |            |           |            |                |     |          |  |
|--|--------------|--|------------|-----------|------------|----------------|-----|----------|--|
| Population Health                        | ●            |  |            |           |            |                | N/A |          |  |
|  | ●            | 2. Finalize PPS-wide bed reduction plan.                   | 12/31/2016 | 9/30/2016 | In process | Pass & Ongoing | N/A |          |  |
| Additional Population Health Topic Areas | ●            | Major Risks to Implementation & Risk Mitigation Strategies | N/A        | N/A       | In process | Pass & Ongoing | N/A |          |  |
|  | ●            | Major Dependencies on Organizational Workstreams           | N/A        | N/A       | In process | Pass & Ongoing |     |          |  |
|  | ●            | Roles and Responsibilities                                 | N/A        | N/A       | In process | Pass & Ongoing |     |          |  |
|  | ●            | Key Stakeholders   | N/A        | N/A       | In process | Pass & Ongoing |     |          |  |
|  | ●            | IT Expectations  | N/A        | N/A       | In process | Pass & Ongoing |     |          |  |
|  | ●            | Progress Reporting   | N/A        | N/A       | In process | Pass & Ongoing |     |          |  |
|  | <b>Total</b> |  |            |           |            |                |     | <b>0</b> |  |



Save & Return

Print

Achievement Value (AV) Scorecard DY1, Q4 January 1, 2016 - March 31, 2016  
Finger Lakes Performing Provider Systems, Inc. - Domain 1 Organizational AVs

| Section 09 - Clinical Integration           |            |  |                   |                    |                  |                 |            |
|---|------------|--|-------------------|--------------------|------------------|-----------------|------------|
| Process Measure                             | AV Driving | Milestone  | Required Due Date | Committed Due Date | Milestone Status | Reviewer Status | AV Awarded |
| Clinical Integration                        | ●          | 1. Perform a clinical integration 'needs assessment'.      | 9/30/2016         | 3/31/2016          | In process       | Pass & Ongoing  | N/A        |
|   | ●          | 2. Develop a Clinical Integration strategy.                | 9/30/2016         | 9/30/2016          | In process       | Pass & Ongoing  |            |
| Additional Clinical Integration Topic Areas | ●          | Major Risks to Implementation & Risk Mitigation Strategies | N/A               | N/A                | In process       | Pass & Ongoing  | N/A        |
|   | ●          | Major Dependencies on Organizational Workstreams           | N/A               | N/A                | In process       | Pass & Ongoing  |            |
|   | ●          | Roles and Responsibilities                                 | N/A               | N/A                | In process       | Pass & Ongoing  |            |
|   | ●          | Key Stakeholders   | N/A               | N/A                | In process       | Pass & Ongoing  |            |
|   | ●          | IT Expectations  | N/A               | N/A                | In process       | Pass & Ongoing  |            |



Save & Return

Print

*Achievement Value (AV) Scorecard DY1, Q4 January 1, 2016 - March 31, 2016*  
*Finger Lakes Performing Provider Systems, Inc. - Domain 1 Organizational AVs*

|              |  |                    |     |     |            |                |
|--------------|--|--------------------|-----|-----|------------|----------------|
|              |  |                    |     |     |            |                |
|              |  | Progress Reporting | N/A | N/A | In process | Pass & Ongoing |
|              |  |                    |     |     |            |                |
| <b>Total</b> |  |                    |     |     |            | <b>0</b>       |



Achievement Value (AV) Scorecard DY1, Q4 January 1, 2016 - March 31, 2016  
Finger Lakes Performing Provider Systems, Inc. AV Adjustments

Save & Return

Print

| AV Adjustment Scoresheet                             |                 |                         |                     |                   |               |              |                 |               |
|--|-----------------|-------------------------|---------------------|-------------------|---------------|--------------|-----------------|---------------|
| Adjustment   | AVs Per Project | Total Projects Selected | Total AVs Available | Total AVs Awarded |               | Adjusted AVs | Net AVs Awarded |               |
|  |                 |                         |                     | Net Awarded       | Percentage AV |              | Net Awarded     | Percentage AV |
| Organizational Adjustments (applied to all projects) | 5.00            | 11.00                   | 55.00               | 55.00             | 100%          | 0.00         | 55.00           | 100%          |
| Project Adjustments (applied to one project only)    | Various         | 11.00                   | 122.00              | 122.00            | 100%          | 0.00         | 122.00          | 100%          |
| <b>Total</b>   |                 |                         | <b>177.00</b>       | <b>177.00</b>     | <b>100%</b>   | <b>0.00</b>  | <b>177.00</b>   | <b>100%</b>   |

Hide Reviewer Comments

Organizational

Project Adjustments

| No AV Adjustments |  |
|-------------------|--|
| ●                 | Please note that there are no AV adjustments for Finger Lakes Performing Provider Systems, Inc. in DY1, Q4 |





Save & Return

Print

Achievement Value (AV) Scorecard DY1, Q4 January 1, 2016 - March 31, 2016  
Finger Lakes Performing Provider Systems, Inc. - Project 2.a.i

| Project Snapshot      |  |
|-----------------------|--|
| <b>Project Domain</b> | System Transformation Projects (Domain 2)  |
| <b>Project ID</b>     | 2.a.i  |
| <b>Project Title</b>  | Create an Integrated Delivery System focused on Evidence Based Medicine and Population Health Management |

| Payment Snapshot                                |                  |
|---|------------------|
| <b>Payment Available (DY1)</b>                  | \$ 11,909,547.66 |
| <b>DY1 Initial Payment</b>                      | \$ 7,145,728.59  |
| <b>DY1 Q2 Payment Earned</b>                    | \$ 2,381,909.53  |
| <b>DY1 Payment Not Earned to Date</b>           | \$ 0.00          |
| <b>DY1 Funding Remaining</b>                    | \$ 2,381,909.53  |
| <b>Funding Available for Distribution DY1Q4</b> | \$ 2,381,909.53  |

| 2.a.i Scoresheet         |                                    |                 |               |                 |               |                        |                            |                        |                         |
|--------------------------|------------------------------------|-----------------|---------------|-----------------|---------------|------------------------|----------------------------|------------------------|-------------------------|
| Domain                   | Component                          | Review Status   | AVs Available | Net AVs Awarded | Percentage AV | Domain Funding % (DY1) | Domain Funding % (DY1, Q4) | Payment Available (\$) | Net Payment Earned (\$) |
| Domain 1                 | Domain 1 Organizational            | Complete        | 5.00          | 5.00            | 100%          | 80%                    | 10%                        | 1,190,955              | 1,190,955               |
|                          | Project Implementation Speed       | N/A             | 0.00          | 0.00            | 0%            |                        |                            |                        |                         |
|                          | Patient Engagement Speed           | N/A             | 0.00          | 0.00            | 0%            |                        |                            |                        |                         |
| <b>Domain 1 Subtotal</b> |                                    |                 | <b>5.00</b>   | <b>5.00</b>     | <b>100%</b>   | <b>80%</b>             | <b>10%</b>                 | <b>1,190,955</b>       | <b>1,190,955</b>        |
| Domain 2                 | Domain 2 Pay for Reporting (P4R)   | Complete        | 14.00         | 14.00           | 100%          | 20%                    | 10%                        | 1,190,955              | 1,190,955               |
|                          | Domain 2 Pay for Performance (P4P) | N/A             | N/A           | N/A             | N/A           | 0%                     | 0%                         | -                      | -                       |
| <b>Domain 2 Subtotal</b> |                                    |                 | <b>14.00</b>  | <b>14.00</b>    | <b>100%</b>   | <b>20%</b>             | <b>10%</b>                 | <b>1,190,955</b>       | <b>1,190,955</b>        |
| <b>Total</b>             |                                    | <b>Complete</b> | <b>19.00</b>  | <b>19.00</b>    | <b>100%</b>   | <b>100%</b>            | <b>20%</b>                 | <b>2,381,910</b>       | <b>2,381,910</b>        |

Total Project 2.a.i AVs Awarded: 19 out of 19

Hide Reviewer Comments

| Domain 1 Project Milestones - Project 2.a.i |  |                   |                    |                  |                 |             |
|---|--|-------------------|--------------------|------------------|-----------------|-------------|
| AV Driving                                  | Project Requirement and Metric/Deliverable                         | Required Due Date | Committed Due Date | Milestone Status | Reviewer Status | AVs Awarded |
| ●   | Module 1 - Major risks to implementation and mitigation strategies | Ongoing           | N/A                | In process       | Pass & Ongoing  | N/A         |



Save & Return

Print

Achievement Value (AV) Scorecard DY1, Q4 January 1, 2016 - March 31, 2016  
Finger Lakes Performing Provider Systems, Inc. - Project 2.a.i

|   |  |                          |                           |                         |                        |                    |
|---|--|--------------------------|---------------------------|-------------------------|------------------------|--------------------|
|   |  |                          |                           |                         |                        |                    |
|   |  |                          |                           |                         |                        |                    |
|   |  |                          |                           |                         |                        |                    |
| <b>Total</b>  |  |                          |                           |                         |                        | <b>0.00</b>        |
|   |  |                          |                           |                         |                        |                    |
| <b>Domain 1 Project Prescribed Milestones - Project 2.a.i</b> |  |                          |                           |                         |                        |                    |
| <b>AV Driving</b>   | <b>Project Requirement and Metric/Deliverable</b>  | <b>Required Due Date</b> | <b>Committed Due Date</b> | <b>Milestone Status</b> | <b>Reviewer Status</b> | <b>AVs Awarded</b> |
| ●   | 1. All PPS providers must be included in the Integrated Delivery System. The IDS should include all medical, behavioral, post-acute, long-term care, and community-based service providers within the PPS network; additionally, the IDS structure must include payers and social service organizations, as necessary to support its strategy. | 3/31/2018                | 3/31/2018                 | In Process              | Pass & Ongoing         | N/A                |
|   |  |                          |                           |                         |                        |                    |
| ●   | 2. Utilize partnering HH and ACO population health management systems and capabilities to implement the PPS' strategy towards evolving into an IDS.  | 9/30/2016                | 9/30/2016                 | In Process              | Pass & Ongoing         | N/A                |
|   |  |                          |                           |                         |                        |                    |
| ●   | 3. Ensure patients receive appropriate health care and community support, including medical and behavioral health, post-acute care, long term care and public health services.   | 3/31/2017                | 3/31/2017                 | In Process              | Pass & Ongoing         | N/A                |
|   |  |                          |                           |                         |                        |                    |





Save & Return

Print

Achievement Value (AV) Scorecard DY1, Q4 January 1, 2016 - March 31, 2016 Finger Lakes Performing Provider Systems, Inc. - Project 2.a.i

|   |  |            |            |            |                |     |
|---|--|------------|------------|------------|----------------|-----|
| ● | 4. Ensure that all PPS safety net providers are actively sharing EHR systems with local health information exchange/RHIO/SHIN-NY and sharing health information among clinical partners, including directed exchange (secure messaging), alerts and patient record look up, by the end of Demonstration Year (DY) 3. | 3/31/2018  | 3/31/2018  | In Process | Pass & Ongoing | N/A |
| ● | 5. Ensure that EHR systems used by participating safety net providers meet Meaningful Use and PCMH Level 3 standards and/or APCM by the end of Demonstration Year 3.   | 3/31/2018  | 3/31/2018  | In Process | Pass & Ongoing | N/A |
| ● | 6. Perform population health management by actively using EHRs and other IT platforms, including use of targeted patient registries, for all participating safety net providers.   | 12/31/2017 | 12/31/2017 | In Process | Pass & Ongoing | N/A |
| ● | 7. Achieve 2014 Level 3 PCMH primary care certification and/or meet state-determined criteria for Advanced Primary Care Models for all participating PCPs, expand access to primary care providers, and meet EHR Meaningful Use standards by the end of DY 3.  | 3/31/2018  | 3/31/2018  | In Process | Pass & Ongoing | N/A |
| ● | 8. Contract with Medicaid Managed Care Organizations and other payers, as appropriate, as an integrated system and establish value-based payment arrangements.   | 9/30/2016  | 9/30/2016  | In Process | Pass & Ongoing | N/A |
| ● | 9. Establish monthly meetings with Medicaid MCOs to discuss utilization trends, performance issues, and payment reform.  | 9/30/2016  | 9/30/2016  | In Process | Pass & Ongoing | N/A |



Save & Return

Print

Achievement Value (AV) Scorecard DY1, Q4 January 1, 2016 - March 31, 2016  
Finger Lakes Performing Provider Systems, Inc. - Project 2.a.i

|              |  |           |           |            |                |             |
|--------------|--|-----------|-----------|------------|----------------|-------------|
| ●            | 10. Re-enforce the transition towards value-based payment reform by aligning provider compensation to patient outcomes.  | 3/31/2018 | 3/31/2018 | In Process | Pass & Ongoing | N/A         |
| ●            | 11. Engage patients in the integrated delivery system through outreach and navigation activities, leveraging community health workers, peers, and culturally competent community-based organizations, as | 3/31/2018 | 3/31/2018 | In Process | Pass & Ongoing | N/A         |
| <b>Total</b> |  |           |           |            |                | <b>0.00</b> |

| Domain 2 Pay for Performance and Pay for Reporting - Project 2.a.i (all Milestones are P4R in DY1) |  |                 |             |
|--|--|-----------------|-------------|
| AV Driving   | Measure  | Reviewer Status | AVs Awarded |
| ●  | Adult Access to Preventive or Ambulatory Care - 20 to 44 years                                       | Pass & Ongoing  | 0.3333333   |
| ●  | Adult Access to Preventive or Ambulatory Care - 45 to 64 years                                       | Pass & Ongoing  | 0.3333333   |
| ●  | Adult Access to Preventive or Ambulatory Care - 65 and older   | Pass & Ongoing  | 0.3333333   |
| ●  | CAHPS Measures - Care Coordination with provider up-to-date about care received from other providers | Pass & Ongoing  | 1           |
| ●  | Children's Access to Primary Care- 12 to 24 months   | Pass & Ongoing  | 0.25        |



Save & Return

Print

*Achievement Value (AV) Scorecard DY1, Q4 January 1, 2016 - March 31, 2016  
Finger Lakes Performing Provider Systems, Inc. - Project 2.a.i*

|   |  |                |      |
|---|--|----------------|------|
|   |  |                |      |
| ● | Children's Access to Primary Care- 25 months to 6 years                      | Pass & Ongoing | 0.25 |
|   |  |                |      |
| ● | Children's Access to Primary Care- 7 to 11 years                             | Pass & Ongoing | 0.25 |
|   |  |                |      |
| ● | Children's Access to Primary Care- 12 to 19 years                            | Pass & Ongoing | 0.25 |
|   |  |                |      |
| ● | Getting Timely Appointments, Care and information (Q6, 8, 10, and 12)        | Pass & Ongoing | 0.5  |
|   |  |                |      |
| ● | Helpful, Courteous, and Respectful Office Staff (Q24 and 25)                 | Pass & Ongoing | 0.5  |
|   |  |                |      |
| ● | H-CAHPS – Care Transition Metrics  | Pass & Ongoing | 1    |
|   |  |                |      |
| ● | Medicaid Spending on ER and Inpatient Services ±                             | Pass & Ongoing | 1    |
|   |  |                |      |
| ● | Medicaid spending on Primary Care and community based behavioral health care | Pass & Ongoing | 1    |



Save & Return

Print

*Achievement Value (AV) Scorecard DY1, Q4 January 1, 2016 - March 31, 2016  
Finger Lakes Performing Provider Systems, Inc. - Project 2.a.i*

|   |   |                |     |
|---|---|----------------|-----|
|   |   |                |     |
| ● | PDI 90– Composite of all measures +/-   | Pass & Ongoing | 1   |
| ● | Percent of eligible providers with participating agreements with RHIOs, meeting Meaningful Use criteria and able to participate in bidirectional exchange | Pass & Ongoing | 1   |
| ● | Percent of PCP meeting PCMH (NCQA) or Advance Primary Care (SHIP) standards   | Pass & Ongoing | 1   |
| ● | Percent of total Medicaid provider reimbursement received through sub-capitation or other forms of non-FFS reimbursement                                  | Pass & Ongoing | N/A |
| ● | Potentially Avoidable Emergency Room Visits   | Pass & Ongoing | 1   |
| ● | Potentially Avoidable Readmissions  | Pass & Ongoing | 1   |
| ● | PQI 90 – Composite of all measures +/-  | Pass & Ongoing | 1   |
| ● | Primary Care - Length of Relationship - Q3  | Pass & Ongoing | 0.5 |



*Achievement Value (AV) Scorecard DY1, Q4 January 1, 2016 - March 31, 2016  
Finger Lakes Performing Provider Systems, Inc. - Project 2.a.i*

Save & Return

Print

|  |  |                |              |
|--|--|----------------|--------------|
|  |  |                |              |
|  | Primary Care - Usual Source of Care - Q2 | Pass & Ongoing | 0.5          |
|  |  |                |              |
|  | <b>Total</b>                             |                | <b>14.00</b> |



Save & Return

Print

Achievement Value (AV) Scorecard DY1, Q4 January 1, 2016 - March 31, 2016  
Finger Lakes Performing Provider Systems, Inc. - Project 2.b.iii

| Project Snapshot |  |
|------------------|--|
| Project Domain   | System Transformation Projects         |
| Project ID       | 2.b.iii                                |
| Project Title    | ED care triage for at-risk populations |

| Payment Snapshot                         |                 |
|--|-----------------|
| Payment Available (DY1)                  | \$ 8,749,616.72 |
| DY1 Initial Payment                      | \$ 5,249,770.03 |
| DY1 Q2 Payment Earned                    | \$ 1,749,923.34 |
| DY1 Payment Not Earned to Date           | \$ (0.00)       |
| DY1 Funding Remaining                    | \$ 1,749,923.34 |
| Funding Available for Distribution DY1Q4 | \$ 1,749,923.34 |

| 2.b.iii Scoresheet       |                                    |                 |               |                 |               |                        |                            |                        |                         |
|--------------------------|------------------------------------|-----------------|---------------|-----------------|---------------|------------------------|----------------------------|------------------------|-------------------------|
| Domain                   | Component                          | Review Status   | AVs Available | Net AVs Awarded | Percentage AV | Domain Funding % (DY1) | Domain Funding % (DY1, Q4) | Payment Available (\$) | Net Payment Earned (\$) |
| Domain 1                 | Domain 1 Organizational            | Complete        | 5.00          | 5.00            | 100%          | 80%                    | 10%                        | 874,962                | 874,962                 |
|                          | Project Implementation Speed       | N/A             | 0.00          | 0.00            | 0%            |                        |                            |                        |                         |
|                          | Patient Engagement Speed           | Complete        | 1.00          | 1.00            | 100%          |                        |                            |                        |                         |
| <b>Domain 1 Subtotal</b> |                                    |                 | <b>6.00</b>   | <b>6.00</b>     | <b>100%</b>   | <b>80%</b>             | <b>10%</b>                 | <b>874,962</b>         | <b>874,962</b>          |
| Domain 2                 | Domain 2 Pay for Reporting (P4R)   | Complete        | 14.00         | 14.00           | 100%          | 20%                    | 10%                        | 874,962                | 874,962                 |
|                          | Domain 2 Pay for Performance (P4P) | N/A             | N/A           | N/A             | N/A           | 0%                     | 0%                         | -                      | -                       |
| <b>Domain 2 Subtotal</b> |                                    |                 | <b>14.00</b>  | <b>14.00</b>    | <b>100%</b>   | <b>20%</b>             | <b>10%</b>                 | <b>874,962</b>         | <b>874,962</b>          |
| <b>Total</b>             |                                    | <b>Complete</b> | <b>20.00</b>  | <b>20.00</b>    | <b>100%</b>   | <b>100%</b>            | <b>20%</b>                 | <b>1,749,923</b>       | <b>1,749,923</b>        |

Total Project 2.b.iii AVs Awarded: 20 out of 20

Hide Reviewer Comments

| Domain 1 Project Milestones - Project 2.b.iii |  |                   |                    |                  |                 |             |
|---|--|-------------------|--------------------|------------------|-----------------|-------------|
| AV Driving                                    | Project Requirement and Metric/Deliverable                         | Required Due Date | Committed Due Date | Milestone Status | Reviewer Status | AVs Awarded |
|   | Module 1 - Major risks to implementation and mitigation strategies | Ongoing           | N/A                | In process       | Pass & Ongoing  | N/A         |



Save & Return

Print

Achievement Value (AV) Scorecard DY1, Q4 January 1, 2016 - March 31, 2016  
Finger Lakes Performing Provider Systems, Inc. - Project 2.b.iii

|              |                                     |         |     |            |                |             |
|--------------|-------------------------------------|---------|-----|------------|----------------|-------------|
|              |                                     |         |     |            |                |             |
|              |                                     |         |     |            |                |             |
|              |                                     |         |     |            |                |             |
|              | Module 3 - Patient Engagement Speed | Ongoing | N/A | In process | Pass & Ongoing | 1           |
|              |                                     |         |     |            |                |             |
| <b>Total</b> |                                     |         |     |            |                | <b>1.00</b> |

| Domain 1 Project Prescribed Milestones - Project 2.b.iii |  |                   |                    |                  |                 |             |
|--|--|-------------------|--------------------|------------------|-----------------|-------------|
| AV Driving   | Project Requirement and Metric/Deliverable   | Required Due Date | Committed Due Date | Milestone Status | Reviewer Status | AVs Awarded |
|  | 1. Establish ED care triage program for at-risk populations  | 3/31/2018         | 3/31/2018          | In Process       | Pass & Ongoing  | N/A         |
|  |  |                   |                    |                  |                 |             |
|  | 2. Participating EDs will establish partnerships to community primary care providers with an emphasis on those that are PCMHs and have open access scheduling.<br>a. Achieve NCQA 2014 Level 3 Medical Home standards or NYS Advanced Primary Care Model standards by the end of DSRIP Year 3.<br>b. Develop process and procedures to establish connectivity between the emergency department and community primary care providers. | 3/31/2018         | 3/31/2018          | In Process       | Pass & Ongoing  | N/A         |
|  |  |                   |                    |                  |                 |             |



Save & Return

Print

**Achievement Value (AV) Scorecard DY1, Q4 January 1, 2016 - March 31, 2016**  
**Finger Lakes Performing Provider Systems, Inc. - Project 2.b.iii**

|              |   |           |           |            |                |             |
|--------------|---|-----------|-----------|------------|----------------|-------------|
| ●            | 3. For patients presenting with minor illnesses who do not have a primary care provider:<br>a. Patient navigators will assist the presenting patient to receive an immediate appointment with a primary care provider, after required medical screening examination, to validate a non-emergency need.<br>b. Patient navigator will assist the patient with identifying and accessing needed community support resources.<br>c. Patient navigator will assist the member in receiving a timely appointment with that provider's office (for patients with a primary care provider). | 3/31/2018 | 3/31/2018 | In Process | Pass & Ongoing | N/A         |
|              |   |           |           |            |                |             |
| ●            | 4. Established protocols allowing ED and first responders - under supervision of the ED practitioners - to transport patients with non-acute disorders to alternate care sites including the PCMH to receive more appropriate level of care. (This requirement is optional.)  | 3/31/2020 | 3/31/2020 | On Hold    | Pass & Ongoing | N/A         |
|              |   |           |           |            |                |             |
| ●            | 5. Use EHRs and other technical platforms to track all patients engaged in the project.   | 3/31/2017 | 6/30/2016 | In Process | Pass & Ongoing | N/A         |
|              |   |           |           |            |                |             |
| <b>Total</b> |   |           |           |            |                | <b>0.00</b> |

| Domain 2 Pay for Performance and Pay for Reporting - Project 2.b.iii (all Milestones are P4R in DY1) |  |                 |             |
|--|--|-----------------|-------------|
| AV Driving   | Measure  | Reviewer Status | AVs Awarded |
| ●  | Adult Access to Preventive or Ambulatory Care - 20 to 44 years | Pass & Ongoing  | 0.3333333   |
|  |  |                 |             |





Save & Return

Print

**Achievement Value (AV) Scorecard DY1, Q4 January 1, 2016 - March 31, 2016**  
**Finger Lakes Performing Provider Systems, Inc. - Project 2.b.iii**

|   |  |                |           |
|---|--|----------------|-----------|
| ● | Adult Access to Preventive or Ambulatory Care - 45 to 64 years                                       | Pass & Ongoing | 0.3333333 |
| ● | Adult Access to Preventive or Ambulatory Care - 65 and older   | Pass & Ongoing | 0.3333333 |
| ● | CAHPS Measures - Care Coordination with provider up-to-date about care received from other providers | Pass & Ongoing | 1         |
| ● | Children's Access to Primary Care- 12 to 19 years  | Pass & Ongoing | 0.25      |
| ● | Children's Access to Primary Care- 12 to 24 months   | Pass & Ongoing | 0.25      |
| ● | Children's Access to Primary Care- 25 months to 6 years  | Pass & Ongoing | 0.25      |
| ● | Children's Access to Primary Care- 7 to 11 years   | Pass & Ongoing | 0.25      |
| ● | Getting Timely Appointments, Care and information (Q6, 8, 10, and 12)                                | Pass & Ongoing | 0.5       |



Save & Return

Print

*Achievement Value (AV) Scorecard DY1, Q4 January 1, 2016 - March 31, 2016  
Finger Lakes Performing Provider Systems, Inc. - Project 2.b.iii*

|   |   |                |     |
|---|---|----------------|-----|
| ● |   |                |     |
| ● | Helpful, Courteous, and Respectful Office Staff (Q24 and 25)  | Pass & Ongoing | 0.5 |
| ● | H-CAHPS – Care Transition Metrics   | Pass & Ongoing | 1   |
| ● | Medicaid Spending on ER and Inpatient Services ±  | Pass & Ongoing | 1   |
| ● | Medicaid spending on Primary Care and community based behavioral health care  | Pass & Ongoing | 1   |
| ● | PDI 90– Composite of all measures +/-   | Pass & Ongoing | 1   |
| ● | Percent of eligible providers with participating agreements with RHIOs, meeting Meaningful Use criteria and able to participate in bidirectional exchange | Pass & Ongoing | 1   |
| ● | Percent of PCP meeting PCMH (NCQA) or Advance Primary Care (SHIP) standards   | Pass & Ongoing | 1   |



Save & Return

Print

Achievement Value (AV) Scorecard DY1, Q4 January 1, 2016 - March 31, 2016  
Finger Lakes Performing Provider Systems, Inc. - Project 2.b.iii

|              |  |                |              |
|--------------|--|----------------|--------------|
| ●            | Percent of total Medicaid provider reimbursement received through sub-capitation or other forms of non-FFS reimbursement | Pass & Ongoing | N/A          |
| ●            | Potentially Avoidable Emergency Room Visits  | Pass & Ongoing | 1            |
| ●            | Potentially Avoidable Readmissions   | Pass & Ongoing | 1            |
| ●            | PQI 90 – Composite of all measures +/-   | Pass & Ongoing | 1            |
| ●            | Primary Care - Length of Relationship - Q3   | Pass & Ongoing | 0.5          |
| ●            | Primary Care - Usual Source of Care - Q2   | Pass & Ongoing | 0.5          |
| <b>Total</b> |  |                | <b>14.00</b> |



Save & Return

Print

Achievement Value (AV) Scorecard DY1, Q4 January 1, 2016 - March 31, 2016  
Finger Lakes Performing Provider Systems, Inc. - Project 2.b.iv

| Project Snapshot |  |
|------------------|--|
| Project Domain   | System Transformation Projects (Domain 2)  |
| Project ID       | 2.b.iv   |
| Project Title    | Care transitions intervention patients with a care transition plan developed prior to discharge. |

| Payment Snapshot                         |                 |
|--|-----------------|
| Payment Available (DY1)                  | \$ 8,318,594.37 |
| DY1 Initial Payment                      | \$ 4,991,156.62 |
| DY1 Q2 Payment Earned                    | \$ 1,663,718.87 |
| DY1 Payment Not Earned to Date           | \$ 0.00         |
| DY1 Funding Remaining                    | \$ 1,663,718.87 |
| Funding Available for Distribution DY1Q4 | \$ 1,663,718.87 |

| 2.b.iv Scoresheet        |                                    |                 |               |                 |               |                        |                            |                        |                         |
|--------------------------|------------------------------------|-----------------|---------------|-----------------|---------------|------------------------|----------------------------|------------------------|-------------------------|
| Domain                   | Component                          | Review Status   | AVs Available | Net AVs Awarded | Percentage AV | Domain Funding % (DY1) | Domain Funding % (DY1, Q4) | Payment Available (\$) | Net Payment Earned (\$) |
| Domain 1                 | Domain 1 Organizational            | Complete        | 5.00          | 5.00            | 100%          | 80%                    | 10%                        | 831,859                | 831,859                 |
|                          | Project Implementation Speed       | N/A             | 0.00          | 0.00            | 0%            |                        |                            |                        |                         |
|                          | Patient Engagement Speed           | Complete        | 1.00          | 1.00            | 100%          |                        |                            |                        |                         |
| <b>Domain 1 Subtotal</b> |                                    |                 | <b>6.00</b>   | <b>6.00</b>     | <b>100%</b>   | <b>80%</b>             | <b>10%</b>                 | <b>831,859</b>         | <b>831,859</b>          |
| Domain 2                 | Domain 2 Pay for Reporting (P4R)   | Complete        | 14.00         | 14.00           | 100%          | 20%                    | 10%                        | 831,859                | 831,859                 |
|                          | Domain 2 Pay for Performance (P4P) | N/A             | N/A           | N/A             | N/A           | 0%                     | 0%                         | -                      | -                       |
| <b>Domain 2 Subtotal</b> |                                    |                 | <b>14.00</b>  | <b>14.00</b>    | <b>100%</b>   | <b>20%</b>             | <b>10%</b>                 | <b>831,859</b>         | <b>831,859</b>          |
| <b>Total</b>             |                                    | <b>Complete</b> | <b>20.00</b>  | <b>20.00</b>    | <b>100%</b>   | <b>100%</b>            | <b>20%</b>                 | <b>1,663,719</b>       | <b>1,663,719</b>        |

Total Project 2.b.iv AVs Awarded: 20 out of 20

Hide Reviewer Comments

| Domain 1 Project Milestones - Project 2.b.iv |  |                   |                    |                  |                 |             |
|--|--|-------------------|--------------------|------------------|-----------------|-------------|
| AV Driving                                   | Project Requirement and Metric/Deliverable                         | Required Due Date | Committed Due Date | Milestone Status | Reviewer Status | AVs Awarded |
|  | Module 1 - Major risks to implementation and mitigation strategies | Ongoing           | N/A                | In process       | Pass & Ongoing  | N/A         |



Save & Return

Print

Achievement Value (AV) Scorecard DY1, Q4 January 1, 2016 - March 31, 2016  
Finger Lakes Performing Provider Systems, Inc. - Project 2.b.iv

|              |                                     |         |     |            |                |             |
|--------------|-------------------------------------|---------|-----|------------|----------------|-------------|
|              |                                     |         |     |            |                |             |
|              |                                     |         |     |            |                |             |
|              |                                     |         |     |            |                |             |
|              | Module 3 - Patient Engagement Speed | Ongoing | N/A | In process | Pass & Ongoing | 1           |
|              |                                     |         |     |            |                |             |
| <b>Total</b> |                                     |         |     |            |                | <b>1.00</b> |

| Domain 1 Project Prescribed Milestones - Project 2.b.iv |  |                   |                    |                  |                 |             |
|---|--|-------------------|--------------------|------------------|-----------------|-------------|
| AV Driving  | Project Requirement and Metric/Deliverable   | Required Due Date | Committed Due Date | Milestone Status | Reviewer Status | AVs Awarded |
|   | 1. Develop standardized protocols for a Care Transitions Intervention Model with all participating hospitals, partnering with a home care service or other appropriate community agency. | 3/31/2017         | 3/31/2017          | In Process       | Pass & Ongoing  | N/A         |
|   | 2. Engage with the Medicaid Managed Care Organizations and Health Homes to develop transition of care protocols that will ensure appropriate post-discharge protocols are followed.      | 3/31/2017         | 3/31/2017          | In Process       | Pass & Ongoing  | N/A         |
|   | 3. Ensure required social services participate in the project.   | 3/31/2018         | 3/31/2018          | In Process       | Pass & Ongoing  | N/A         |



Save & Return

Print

Achievement Value (AV) Scorecard DY1, Q4 January 1, 2016 - March 31, 2016  
Finger Lakes Performing Provider Systems, Inc. - Project 2.b.iv

|              |   |           |           |            |                |             |
|--------------|---|-----------|-----------|------------|----------------|-------------|
| ●            | 4. Transition of care protocols will include early notification of planned discharges and the ability of the transition care manager to visit the patient in the hospital to develop the transition of care services. | 3/31/2017 | 3/31/2017 | In Process | Pass & Ongoing | N/A         |
| ●            | 5. Protocols will include care record transitions with timely updates provided to the members' providers, particularly primary care provider.   | 3/31/2017 | 3/31/2017 | In Process | Pass & Ongoing | N/A         |
| ●            | 6. Ensure that a 30-day transition of care period is established.   | 3/31/2017 | 3/31/2017 | In Process | Pass & Ongoing | N/A         |
| ●            | 7. Use EHRs and other technical platforms to track all patients engaged in the project.   | 3/31/2017 | 3/31/2017 | In Process | Pass & Ongoing | N/A         |
| <b>Total</b> |   |           |           |            |                | <b>0.00</b> |

Domain 2 Pay for Performance and Pay for Reporting - Project 2.b.iv (all Milestones are P4R in DY1)

| AV Driving | Measure  | Reviewer Status | AVs Awarded |
|------------|--|-----------------|-------------|
| ●          | Adult Access to Preventive or Ambulatory Care - 20 to 44 years | Pass & Ongoing  | 0.3333333   |
| ●          | Adult Access to Preventive or Ambulatory Care - 45 to 64 years | Pass & Ongoing  | 0.3333333   |



Save & Return

Print

*Achievement Value (AV) Scorecard DY1, Q4 January 1, 2016 - March 31, 2016  
Finger Lakes Performing Provider Systems, Inc. - Project 2.b.iv*

|   |  |                |           |
|---|--|----------------|-----------|
| ● | Adult Access to Preventive or Ambulatory Care - 65 and older   | Pass & Ongoing | 0.3333333 |
| ● | CAHPS Measures - Care Coordination with provider up-to-date about care received from other providers | Pass & Ongoing | 1         |
| ● | Children's Access to Primary Care- 12 to 19 years  | Pass & Ongoing | 0.25      |
| ● | Children's Access to Primary Care- 12 to 24 months   | Pass & Ongoing | 0.25      |
| ● | Children's Access to Primary Care- 25 months to 6 years  | Pass & Ongoing | 0.25      |
| ● | Children's Access to Primary Care- 7 to 11 years   | Pass & Ongoing | 0.25      |
| ● | Getting Timely Appointments, Care and information (Q6, 8, 10, and 12)                                | Pass & Ongoing | 0.5       |
| ● | Helpful, Courteous, and Respectful Office Staff (Q24 and 25)   | Pass & Ongoing | 0.5       |



Save & Return

Print

Achievement Value (AV) Scorecard DY1, Q4 January 1, 2016 - March 31, 2016  
Finger Lakes Performing Provider Systems, Inc. - Project 2.b.iv

|   |   |                |     |
|---|---|----------------|-----|
|   |   |                |     |
| ● | H-CAHPS – Care Transition Metrics   | Pass & Ongoing | 1   |
| ● | Medicaid Spending on ER and Inpatient Services ±  | Pass & Ongoing | 1   |
| ● | Medicaid spending on Primary Care and community based behavioral health care  | Pass & Ongoing | 1   |
| ● | PDI 90– Composite of all measures +/-   | Pass & Ongoing | 1   |
| ● | Percent of eligible providers with participating agreements with RHIOs, meeting Meaningful Use criteria and able to participate in bidirectional exchange | Pass & Ongoing | 1   |
| ● | Percent of PCP meeting PCMH (NCQA) or Advance Primary Care (SHIP) standards   | Pass & Ongoing | 1   |
| ● | Percent of total Medicaid provider reimbursement received through sub-capitation or other forms of non-FFS reimbursement                                  | Pass & Ongoing | N/A |





Save & Return

Print

*Achievement Value (AV) Scorecard DY1, Q4 January 1, 2016 - March 31, 2016  
Finger Lakes Performing Provider Systems, Inc. - Project 2.b.iv*

|              |   |                |              |
|--------------|---|----------------|--------------|
| ●            | Potentially Avoidable Emergency Room Visits | Pass & Ongoing | 1            |
|              |   |                |              |
| ●            | Potentially Avoidable Readmissions          | Pass & Ongoing | 1            |
|              |   |                |              |
| ●            | PQI 90 – Composite of all measures +/-      | Pass & Ongoing | 1            |
|              |   |                |              |
| ●            | Primary Care - Length of Relationship - Q3  | Pass & Ongoing | 0.5          |
|              |   |                |              |
| ●            | Primary Care - Usual Source of Care - Q2    | Pass & Ongoing | 0.5          |
|              |   |                |              |
| <b>Total</b> |   |                | <b>14.00</b> |



Save & Return

Print

Achievement Value (AV) Scorecard DY1, Q4 January 1, 2016 - March 31, 2016  
Finger Lakes Performing Provider Systems, Inc. - Project 2.b.vi

| Project Snapshot |   |
|------------------|---|
| Project Domain   | System Transformation Projects (Domain 2) |
| Project ID       | 2.b.vi                                    |
| Project Title    | Transitional supportive housing services  |

| Payment Snapshot                         |                 |
|--|-----------------|
| Payment Available (DY1)                  | \$ 9,995,513.21 |
| DY1 Initial Payment                      | \$ 5,997,307.93 |
| DY1 Q2 Payment Earned                    | \$ 1,999,102.64 |
| DY1 Payment Not Earned to Date           | \$ (0.00)       |
| DY1 Funding Remaining                    | \$ 1,999,102.64 |
| Funding Available for Distribution DY1Q4 | \$ 1,999,102.64 |

| 2.b.vi Scoresheet        |                                    |                 |               |                 |               |                        |                            |                        |                         |
|--------------------------|------------------------------------|-----------------|---------------|-----------------|---------------|------------------------|----------------------------|------------------------|-------------------------|
| Domain                   | Component                          | Review Status   | AVs Available | Net AVs Awarded | Percentage AV | Domain Funding % (DY1) | Domain Funding % (DY1, Q4) | Payment Available (\$) | Net Payment Earned (\$) |
| Domain 1                 | Domain 1 Organizational            | Complete        | 5.00          | 5.00            | 100%          | 80%                    | 10%                        | 999,551                | 999,551                 |
|                          | Project Implementation Speed       | N/A             | 0.00          | 0.00            | 0%            |                        |                            |                        |                         |
|                          | Patient Engagement Speed           | Complete        | 1.00          | 1.00            | 100%          |                        |                            |                        |                         |
| <b>Domain 1 Subtotal</b> |                                    |                 | <b>6.00</b>   | <b>6.00</b>     | <b>100%</b>   | <b>80%</b>             | <b>10%</b>                 | <b>999,551</b>         | <b>999,551</b>          |
| Domain 2                 | Domain 2 Pay for Reporting (P4R)   | Complete        | 14.00         | 14.00           | 100%          | 20%                    | 10%                        | 999,551                | 999,551                 |
|                          | Domain 2 Pay for Performance (P4P) | N/A             | N/A           | N/A             | N/A           | 0%                     | 0%                         | -                      | -                       |
| <b>Domain 2 Subtotal</b> |                                    |                 | <b>14.00</b>  | <b>14.00</b>    | <b>100%</b>   | <b>20%</b>             | <b>10%</b>                 | <b>999,551</b>         | <b>999,551</b>          |
| <b>Total</b>             |                                    | <b>Complete</b> | <b>20.00</b>  | <b>20.00</b>    | <b>100%</b>   | <b>100%</b>            | <b>20%</b>                 | <b>1,999,103</b>       | <b>1,999,103</b>        |

Total Project 2.b.vi AVs Awarded: 20 out of 20

Hide Reviewer Comments

| Domain 1 Project Milestones - Project 2.b.vi |  |                   |                    |                  |                 |             |
|--|--|-------------------|--------------------|------------------|-----------------|-------------|
| AV Driving                                   | Project Requirement and Metric/Deliverable                         | Required Due Date | Committed Due Date | Milestone Status | Reviewer Status | AVs Awarded |
|  | Module 1 - Major risks to implementation and mitigation strategies | Ongoing           | N/A                | In process       | Pass & Ongoing  | N/A         |



Save & Return

Print

Achievement Value (AV) Scorecard DY1, Q4 January 1, 2016 - March 31, 2016  
Finger Lakes Performing Provider Systems, Inc. - Project 2.b.vi

|              |                                     |         |     |            |                |             |
|--------------|-------------------------------------|---------|-----|------------|----------------|-------------|
|              |                                     |         |     |            |                |             |
|              |                                     |         |     |            |                |             |
|              |                                     |         |     |            |                |             |
|              | Module 3 - Patient Engagement Speed | Ongoing | N/A | In process | Pass & Ongoing | 1           |
|              |                                     |         |     |            |                |             |
| <b>Total</b> |                                     |         |     |            |                | <b>1.00</b> |

| Domain 1 Project Prescribed Milestones - Project 2.b.vi |  |                   |                    |                  |                 |             |
|---|--|-------------------|--------------------|------------------|-----------------|-------------|
| AV Driving  | Project Requirement and Metric/Deliverable   | Required Due Date | Committed Due Date | Milestone Status | Reviewer Status | AVs Awarded |
|   | 1. Partner with community housing providers and home care service organizations to develop transitional supportive housing for high-risk patients.   | 9/30/2018         | 9/30/2018          | In Process       | Pass & Ongoing  | N/A         |
|   |  |                   |                    |                  |                 |             |
|   | 2. Develop protocols to identify chronically ill super-utilizers who qualify for this service. Once identified, this targeted population will be monitored using a priority listing for access to transitional supportive housing.               | 3/31/2017         | 3/31/2017          | In Process       | Pass & Ongoing  | N/A         |
|   |  |                   |                    |                  |                 |             |
|   | 3. Establish MOUs and other service agreements between participating hospitals and community housing providers to allow the supportive housing and home care services staff to meet with patients in the hospital and coordinate the transition. | 3/31/2017         | 3/31/2017          | In Process       | Pass & Ongoing  | N/A         |



Save & Return

Print

Achievement Value (AV) Scorecard DY1, Q4 January 1, 2016 - March 31, 2016  
Finger Lakes Performing Provider Systems, Inc. - Project 2.b.vi

|              |  |           |           |            |                |             |
|--------------|--|-----------|-----------|------------|----------------|-------------|
|              |  |           |           |            |                |             |
| ●            | 4. Establish coordination of care strategies with Medicaid Managed Care Organizations to ensure needed services at discharge are covered and in place at the transitional supportive housing site.   | 9/30/2018 | 9/30/2018 | In Process | Pass & Ongoing | N/A         |
|              |  |           |           |            |                |             |
| ●            | 5. Develop transition of care protocols to ensure all chronically ill super-utilizers receive appropriate health care and community support including medical, behavioral health, post-acute care, long-term care and public health services.                            | 3/31/2017 | 3/31/2017 | In Process | Pass & Ongoing | N/A         |
|              |  |           |           |            |                |             |
| ●            | 6. Ensure medical records and post-discharge care plans are transmitted in a timely manner to the patient's primary care provider and frequently used specialists.   | 9/30/2018 | 9/30/2018 | In Process | Pass & Ongoing | N/A         |
|              |  |           |           |            |                |             |
| ●            | 7. Establish procedures to connect the patient to their Health Home (if a HH member) care manager in the development of the transitional housing plan or provide a "warm" referral for assessment and enrollment into a Health Home (with assignment of a care manager). | 3/31/2017 | 3/31/2017 | In Process | Pass & Ongoing | N/A         |
|              |  |           |           |            |                |             |
| ●            | 8. Use EHRs and other technical platforms to track all patients engaged in the project.  | 3/31/2017 | 3/31/2017 | In Process | Pass & Ongoing | N/A         |
|              |  |           |           |            |                |             |
| <b>Total</b> |  |           |           |            |                | <b>0.00</b> |

Domain 2 Pay for Performance and Pay for Reporting - Project 2.b.vi (all Milestones are P4R in DY1)



Save & Return

Print

*Achievement Value (AV) Scorecard DY1, Q4 January 1, 2016 - March 31, 2016  
Finger Lakes Performing Provider Systems, Inc. - Project 2.b.vi*

| AV Driving | Measure  | Reviewer Status | AVs Awarded |
|------------|--|-----------------|-------------|
| ●          | Adult Access to Preventive or Ambulatory Care - 20 to 44 years                                       | Pass & Ongoing  | 0.3333333   |
| ●          | Adult Access to Preventive or Ambulatory Care - 45 to 64 years                                       | Pass & Ongoing  | 0.3333333   |
| ●          | Adult Access to Preventive or Ambulatory Care - 65 and older   | Pass & Ongoing  | 0.3333333   |
| ●          | CAHPS Measures - Care Coordination with provider up-to-date about care received from other providers | Pass & Ongoing  | 1           |
| ●          | Children's Access to Primary Care- 12 to 19 years  | Pass & Ongoing  | 0.25        |
| ●          | Children's Access to Primary Care- 12 to 24 months   | Pass & Ongoing  | 0.25        |
| ●          | Children's Access to Primary Care- 25 months to 6 years  | Pass & Ongoing  | 0.25        |



Save & Return

Print

*Achievement Value (AV) Scorecard DY1, Q4 January 1, 2016 - March 31, 2016  
Finger Lakes Performing Provider Systems, Inc. - Project 2.b.vi*

|   |   |                |      |
|---|---|----------------|------|
| ● | Children's Access to Primary Care- 7 to 11 years  | Pass & Ongoing | 0.25 |
| ● | Getting Timely Appointments, Care and information (Q6, 8, 10, and 12)   | Pass & Ongoing | 0.5  |
| ● | Helpful, Courteous, and Respectful Office Staff (Q24 and 25)  | Pass & Ongoing | 0.5  |
| ● | H-CAHPS – Care Transition Metrics   | Pass & Ongoing | 1    |
| ● | Medicaid Spending on ER and Inpatient Services ±  | Pass & Ongoing | 1    |
| ● | Medicaid spending on Primary Care and community based behavioral health care  | Pass & Ongoing | 1    |
| ● | PDI 90– Composite of all measures +/-   | Pass & Ongoing | 1    |
| ● | Percent of eligible providers with participating agreements with RHIOs, meeting Meaningful Use criteria and able to participate in bidirectional exchange | Pass & Ongoing | 1    |



Save & Return

Print

Achievement Value (AV) Scorecard DY1, Q4 January 1, 2016 - March 31, 2016  
Finger Lakes Performing Provider Systems, Inc. - Project 2.b.vi

|              |  |                |              |
|--------------|--|----------------|--------------|
|              |  |                |              |
| ●            | Percent of PCP meeting PCMH (NCQA) or Advance Primary Care (SHIP) standards  | Pass & Ongoing | 1            |
| ●            | Percent of total Medicaid provider reimbursement received through sub-capitation or other forms of non-FFS reimbursement | Pass & Ongoing | NA           |
| ●            | Potentially Avoidable Emergency Room Visits  | Pass & Ongoing | 1            |
| ●            | Potentially Avoidable Readmissions   | Pass & Ongoing | 1            |
| ●            | PQI 90 – Composite of all measures +/-   | Pass & Ongoing | 1            |
| ●            | Primary Care - Length of Relationship - Q3   | Pass & Ongoing | 0.5          |
| ●            | Primary Care - Usual Source of Care - Q2   | Pass & Ongoing | 0.5          |
| <b>Total</b> |  |                | <b>14.00</b> |



Save & Return

Print

Achievement Value (AV) Scorecard DY1, Q4 January 1, 2016 - March 31, 2016  
Finger Lakes Performing Provider Systems, Inc. - Project 2.d.i

| Project Snapshot |   |
|------------------|---|
| Project Domain   | System Transformation Projects (Domain 2)   |
| Project ID       | 2.d.i   |
| Project Title    | Implementation of Patient Activation Activities to Engage, Educate and Integrate the uninsured and low/non-utilizing Medicaid populations into Community Based Care |

| Payment Snapshot                         |                 |
|--|-----------------|
| Payment Available (DY1)                  | \$ 7,334,605.27 |
| DY1 Initial Payment                      | \$ 4,400,763.16 |
| DY1 Q2 Payment Earned                    | \$ 1,466,921.05 |
| DY1 Payment Not Earned to Date           | \$ -            |
| DY1 Funding Remaining                    | \$ 1,466,921.05 |
| Funding Available for Distribution DY1Q4 | \$ 1,466,921.05 |

| 2.d.i Scoresheet         |                                    |                 |               |                 |               |                        |                            |                        |                         |
|--------------------------|------------------------------------|-----------------|---------------|-----------------|---------------|------------------------|----------------------------|------------------------|-------------------------|
| Domain                   | Component                          | Review Status   | AVs Available | Net AVs Awarded | Percentage AV | Domain Funding % (DY1) | Domain Funding % (DY1, Q4) | Payment Available (\$) | Net Payment Earned (\$) |
| Domain 1                 | Domain 1 Organizational            | Complete        | 5.00          | 5.00            | 100%          | 80%                    | 10%                        | 733,461                | 733,461                 |
|                          | Project Implementation Speed       | N/A             | 0.00          | 0.00            | 0%            |                        |                            |                        |                         |
|                          | Patient Engagement Speed           | Complete        | 1.00          | 1.00            | 100%          |                        |                            |                        |                         |
| <b>Domain 1 Subtotal</b> |                                    |                 | <b>6.00</b>   | <b>6.00</b>     | <b>100%</b>   | <b>80%</b>             | <b>10%</b>                 | <b>733,461</b>         | <b>733,461</b>          |
| Domain 2                 | Domain 2 Pay for Reporting (P4R)   | Complete        | 2.00          | 2.00            | 100%          | 20%                    | 10%                        | 733,461                | 733,461                 |
|                          | Domain 2 Pay for Performance (P4P) | N/A             | N/A           | N/A             | N/A           | 0%                     | 0%                         | -                      | -                       |
| <b>Domain 2 Subtotal</b> |                                    |                 | <b>2.00</b>   | <b>2.00</b>     | <b>100%</b>   | <b>20%</b>             | <b>10%</b>                 | <b>733,461</b>         | <b>733,461</b>          |
| <b>Total</b>             |                                    | <b>Complete</b> | <b>8.00</b>   | <b>8.00</b>     | <b>100%</b>   | <b>100%</b>            | <b>20%</b>                 | <b>1,466,921</b>       | <b>1,466,921</b>        |

Total Project 2.d.i AVs Awarded: 8 out of 8

Hide Reviewer Comments

| Domain 1 Project Milestones - Project 2.d.i |  |                   |                    |                  |                 |             |
|---|--|-------------------|--------------------|------------------|-----------------|-------------|
| AV Driving                                  | Project Requirement and Metric/Deliverable                         | Required Due Date | Committed Due Date | Milestone Status | Reviewer Status | AVs Awarded |
|   | Module 1 - Major risks to implementation and mitigation strategies | Ongoing           | N/A                | In process       | Pass & Ongoing  | N/A         |





Save & Return

Print

Achievement Value (AV) Scorecard DY1, Q4 January 1, 2016 - March 31, 2016  
Finger Lakes Performing Provider Systems, Inc. - Project 2.d.i

|              |                                     |         |     |            |                |             |
|--------------|-------------------------------------|---------|-----|------------|----------------|-------------|
|              |                                     |         |     |            |                |             |
|              |                                     |         |     |            |                |             |
|              |                                     |         |     |            |                |             |
|              | Module 3 - Patient Engagement Speed | Ongoing | N/A | In process | Pass & Ongoing | 1           |
|              |                                     |         |     |            |                |             |
| <b>Total</b> |                                     |         |     |            |                | <b>1.00</b> |

| Domain 1 Project Prescribed Milestones - Project 2.d.i |  |                   |                    |                  |                 |             |
|--|--|-------------------|--------------------|------------------|-----------------|-------------|
| AV Driving   | Project Requirement and Metric/Deliverable   | Required Due Date | Committed Due Date | Milestone Status | Reviewer Status | AVs Awarded |
|  | 1. Contract or partner with community-based organizations (CBOs) to engage target populations using PAM® and other patient activation techniques. The PPS must provide oversight and ensure that engagement is sufficient and appropriate. | 12/31/2016        | 12/31/2016         | In Process       | Pass & Ongoing  | N/A         |
|  | 2. Establish a PPS-wide training team, comprised of members with training in PAM® and expertise in patient activation and engagement.  | 3/31/2017         | 3/31/2017          | In Process       | Pass & Ongoing  | N/A         |
|  | 3. Identify UI, NU, and LU “hot spot” areas (e.g., emergency rooms). Contract or partner with CBOs to perform outreach within the identified “hot spot” areas.   | 3/31/2017         | 3/31/2017          | In Process       | Pass & Ongoing  | N/A         |



Save & Return

Print

Achievement Value (AV) Scorecard DY1, Q4 January 1, 2016 - March 31, 2016  
Finger Lakes Performing Provider Systems, Inc. - Project 2.d.i

|   |  |           |           |            |                |     |
|---|--|-----------|-----------|------------|----------------|-----|
| ● | 4. Survey the targeted population about healthcare needs in the PPS' region.   | 3/31/2017 | 3/31/2017 | In Process | Pass & Ongoing | N/A |
| ● | 5. Train providers located within "hot spots" on patient activation techniques, such as shared decision-making, measurements of health literacy, and cultural competency.  | 3/31/2017 | 3/31/2017 | In Process | Pass & Ongoing | N/A |
| ● | 6. Obtain list of PCPs assigned to NU and LU enrollees from MCOs. Along with the member's MCO and assigned PCP, reconnect beneficiaries to his/her designated PCP (see outcome measurements in   | 3/31/2017 | 3/31/2017 | In Process | Pass & Ongoing | N/A |
| ● | 7. Baseline each beneficiary cohort (per method developed by state) to appropriately identify cohorts using PAM® during the first year of the project and again, at set intervals. Baselines, as well as intervals towards improvement, must be set for each cohort at the beginning of each performance period. | 3/31/2017 | 3/31/2016 | In Process | Pass & Ongoing | N/A |
| ● | 8. Include beneficiaries in development team to promote preventive care.   | 3/31/2017 | 3/31/2017 | In Process | Pass & Ongoing | N/A |
| ● | 9. Measure PAM® components   | 3/31/2018 | 3/31/2018 | In Process | Pass & Ongoing | N/A |
| ● | 10. Increase the volume of non-emergent (primary, behavioral, dental) care provided to UI, NU, and LU persons.   | 3/31/2018 | 3/31/2018 | In Process | Pass & Ongoing | N/A |



Save & Return

Print

Achievement Value (AV) Scorecard DY1, Q4 January 1, 2016 - March 31, 2016  
Finger Lakes Performing Provider Systems, Inc. - Project 2.d.i

|   |  |            |           |            |                |     |
|---|--|------------|-----------|------------|----------------|-----|
|   |  |            |           |            |                |     |
| ● | 11. Contract or partner with CBOs to develop a group of community navigators who are trained in connectivity to healthcare coverage, community healthcare resources (including for primary and preventive services) and patient education.                                     | 3/31/2018  | 3/31/2018 | In Process | Pass & Ongoing | N/A |
|   |  |            |           |            |                |     |
| ● | 12. Develop a process for Medicaid recipients and project participants to report complaints and receive customer service.  | 12/31/2016 | 3/31/2016 | In Process | Pass & Ongoing | N/A |
|   |  |            |           |            |                |     |
| ● | 13. Train community navigators in patient activation and education, including how to appropriately assist project beneficiaries using the PAM®.  | 3/31/2017  | 3/31/2017 | In Process | Pass & Ongoing | N/A |
|   |  |            |           |            |                |     |
| ● | 14. Ensure direct hand-offs to navigators who are prominently placed at "hot spots," partnered CBOs, emergency departments, or community events, so as to facilitate education regarding health insurance coverage, age-appropriate primary and preventive healthcare services | 3/31/2019  | 3/31/2019 | In Process | Pass & Ongoing | N/A |
|   |  |            |           |            |                |     |
| ● | 15. Inform and educate navigators about insurance options and healthcare resources available to UI, NU, and LU populations.  | 3/31/2019  | 3/31/2019 | In Process | Pass & Ongoing | N/A |
|   |  |            |           |            |                |     |
| ● | 16. Ensure appropriate and timely access for navigators when attempting to establish primary and preventive services for a   | 3/31/2019  | 3/31/2019 | In Process | Pass & Ongoing | N/A |
|   |  |            |           |            |                |     |



Save & Return

Print

Achievement Value (AV) Scorecard DY1, Q4 January 1, 2016 - March 31, 2016 Finger Lakes Performing Provider Systems, Inc. - Project 2.d.i

|              |   |           |           |            |                |             |
|--------------|---|-----------|-----------|------------|----------------|-------------|
| ●            | 17. Perform population health management by actively using EHRs and other IT platforms, including use of targeted patient registries, to track all patients engaged in the project. | 3/31/2017 | 3/31/2017 | In Process | Pass & Ongoing | N/A         |
| <b>Total</b> |   |           |           |            |                | <b>0.00</b> |

| Domain 2 Pay for Performance and Pay for Reporting - Project 2.d.i (all Milestones are P4R in DY1) |   |                 |             |
|--|---|-----------------|-------------|
| AV Driving   | Measure   | Reviewer Status | AVs Awarded |
| ●  | C&G CAHPS by PPS for uninsured- Getting timely appointments, care, and information        | Pass & Ongoing  | N/A         |
| ●  | C&G CAHPS by PPS for uninsured- Patients' rating of the provider (or doctor)              | Pass & Ongoing  | N/A         |
| ●  | C&G CAHPS by PPS for uninsured- How well providers (or doctors) communicate with patients | Pass & Ongoing  | N/A         |
| ●  | C&G CAHPS by PPS for uninsured- Helpful, courteous, and respectful office staff           | Pass & Ongoing  | N/A         |
| ●  | ED use by uninsured   | Pass & Ongoing  | 1           |



Save & Return

Print

*Achievement Value (AV) Scorecard DY1, Q4 January 1, 2016 - March 31, 2016  
Finger Lakes Performing Provider Systems, Inc. - Project 2.d.i*

|  |           |                |             |
|--|-----------|----------------|-------------|
| ●  | PAM Level | Pass & Ongoing | NA          |
| Use of primary and preventive care services-- Percent of attributed Medicaid members with no claims history for primary care and preventive services in measurement year compared to same in baseline year |           |                |             |
| ●  |           | Pass & Ongoing | 1           |
| <b>Total</b>   |           |                | <b>2.00</b> |



Save & Return

Print

Achievement Value (AV) Scorecard DY1, Q4 January 1, 2016 - March 31, 2016  
Finger Lakes Performing Provider Systems, Inc. - Project 3.a.i

| Project Snapshot |  |
|------------------|--|
| Project Domain   | Clinical Improvement Projects (Domain 3)                   |
| Project ID       | 3.a.i  |
| Project Title    | Integration of primary care and behavioral health services |

| Payment Snapshot                         |                 |
|--|-----------------|
| Payment Available (DY1)                  | \$ 7,750,119.16 |
| DY1 Initial Payment                      | \$ 4,650,071.49 |
| DY1 Q2 Payment Earned                    | \$ 1,550,023.83 |
| DY1 Payment Not Earned to Date           | \$ 0.00         |
| DY1 Funding Remaining                    | \$ 1,550,023.83 |
| Funding Available for Distribution DY1Q4 | \$ 1,550,023.83 |

| 3.a.i Scoresheet         |                                  |                 |               |                 |               |                        |                            |                        |                         |
|--------------------------|----------------------------------|-----------------|---------------|-----------------|---------------|------------------------|----------------------------|------------------------|-------------------------|
| Domain                   | Component                        | Review Status   | AVs Available | Net AVs Awarded | Percentage AV | Domain Funding % (DY1) | Domain Funding % (DY1, Q4) | Payment Available (\$) | Net Payment Earned (\$) |
| Domain 1                 | Domain 1 Organizational          | Complete        | 5.00          | 5.00            | 100%          | 80%                    | 10%                        | 775,012                | 775,012                 |
|                          | Project Implementation Speed     | N/A             | 0.00          | 0.00            | 0%            |                        |                            |                        |                         |
|                          | Patient Engagement Speed         | Complete        | 1.00          | 1.00            | 100%          |                        |                            |                        |                         |
| <b>Domain 1 Subtotal</b> |                                  |                 | <b>6.00</b>   | <b>6.00</b>     | <b>100%</b>   | <b>80%</b>             | <b>10%</b>                 | <b>775,012</b>         | <b>775,012</b>          |
| Domain 3                 | Domain 3 Pay for Reporting (P4R) | Complete        | 10.00         | 10.00           | 100%          | 20%                    | 10%                        | 775,012                | 775,012                 |
|                          | Domain 3 Pay for Performance     | N/A             | N/A           | N/A             | N/A           | 0%                     | 0%                         | -                      | -                       |
| <b>Domain 3 Subtotal</b> |                                  |                 | <b>10.00</b>  | <b>10.00</b>    | <b>100%</b>   | <b>20%</b>             | <b>10%</b>                 | <b>775,012</b>         | <b>775,012</b>          |
| <b>Total</b>             |                                  | <b>Complete</b> | <b>16.00</b>  | <b>16.00</b>    | <b>100%</b>   | <b>100%</b>            | <b>20%</b>                 | <b>1,550,024</b>       | <b>1,550,024</b>        |

Hide Reviewer Comments

Total Project 3.a.i AVs Awarded: 16 out of 16

| Domain 1 Project Milestones - Project 3.a.i |  |                   |                    |                  |                 |             |
|---|--|-------------------|--------------------|------------------|-----------------|-------------|
| AV Driving                                  | Project Requirement and Metric/Deliverable                         | Required Due Date | Committed Due Date | Milestone Status | Reviewer Status | AVs Awarded |
|   | Module 1 - Major risks to implementation and mitigation strategies | Ongoing           | N/A                | In process       | Pass & Ongoing  | N/A         |



Save & Return

Print

Achievement Value (AV) Scorecard DY1, Q4 January 1, 2016 - March 31, 2016  
Finger Lakes Performing Provider Systems, Inc. - Project 3.a.i

|              |                                     |         |     |            |                |          |
|--------------|-------------------------------------|---------|-----|------------|----------------|----------|
|              |                                     |         |     |            |                |          |
|              |                                     |         |     |            |                |          |
|              |                                     |         |     |            |                |          |
|              | Module 3 - Patient Engagement Speed | Ongoing | N/A | In process | Pass & Ongoing | 1        |
|              |                                     |         |     |            |                |          |
| <b>Total</b> |                                     |         |     |            |                | <b>1</b> |

**Domain 1 Project Prescribed Milestones - Project 3.a.i Models 1, 2 and 3**

3.a.i Model 1     3.a.i Model 2     3.a.i Model 3

| Model         | AV Driving | Project Requirement and Metric/Deliverable   | Required Due Date | Committed Due Date | Milestone Status | Reviewer Status | AVs Awarded |
|---------------|------------|--|-------------------|--------------------|------------------|-----------------|-------------|
| 3.a.i Model 1 |            | 1. Co-locate behavioral health services at primary care practice sites. All participating primary care practices must meet 2014 NCQA level 3 PCMH or Advance Primary Care Model standards by DY 3. | 3/31/2018         | 3/31/2018          | In Process       | Pass & Ongoing  | N/A         |
|               |            |  |                   |                    |                  |                 |             |
|               |            | 2. Develop collaborative evidence-based standards of care including medication management and care engagement process.   | 3/31/2017         | 3/31/2017          | In Process       | Pass & Ongoing  | N/A         |
|               |            |  |                   |                    |                  |                 |             |



Save & Return

Print

Achievement Value (AV) Scorecard DY1, Q4 January 1, 2016 - March 31, 2016 Finger Lakes Performing Provider Systems, Inc. - Project 3.a.i

|               |   |  |           |           |            |                |     |
|---------------|---|--|-----------|-----------|------------|----------------|-----|
|               | ● | 3. Conduct preventive care screenings, including behavioral health screenings (PHQ-2 or 9 for those screening positive, SBIRT) implemented for all patients to identify unmet needs. | 3/31/2018 | 3/31/2018 | In Process | Pass & Ongoing | N/A |
|               |   |  |           |           |            |                |     |
|               | ● | 4. Use EHRs or other technical platforms to track all patients engaged in this project.  | 3/31/2017 | 3/31/2017 | In Process | Pass & Ongoing | N/A |
|               |   |  |           |           |            |                |     |
| 3.a.i Model 2 | ● | 5. Co-locate primary care services at behavioral health sites.   | 3/31/2018 | 3/31/2018 | In Process | Pass & Ongoing | N/A |
|               |   |  |           |           |            |                |     |
|               | ● | 6. Develop collaborative evidence-based standards of care including medication management and care engagement process.   | 3/31/2017 | 3/31/2017 | In Process | Pass & Ongoing | N/A |
|               |   |  |           |           |            |                |     |
|               | ● | 7. Conduct preventive care screenings, including behavioral health screenings (PHQ-2 or 9 for those screening positive, SBIRT) implemented for all patients to identify unmet needs. | 3/31/2018 | 3/31/2018 | In Process | Pass & Ongoing | N/A |
|               | ● | 8. Use EHRs or other technical platforms to track all patients engaged in this project.  | 3/31/2017 | 3/31/2017 | In Process | Pass & Ongoing | N/A |
|               |   |  |           |           |            |                |     |
|               | ● | 9. Implement IMPACT Model at Primary Care Sites.   | 3/31/2018 | 3/31/2018 | In Process | Pass & Ongoing | N/A |





Save & Return

Print

**Achievement Value (AV) Scorecard DY1, Q4 January 1, 2016 - March 31, 2016**  
**Finger Lakes Performing Provider Systems, Inc. - Project 3.a.i**

|               |  |  |           |            |                |                |     |
|---------------|--|--|-----------|------------|----------------|----------------|-----|
| 3.a.i Model 3 | ●  |  |           |            |                |                |     |
|               | ●  | 10. Utilize IMPACT Model collaborative care standards, including developing coordinated evidence-based care standards and policies and procedures for care engagement. | 3/31/2017 | 3/31/2017  | In Process     | Pass & Ongoing | N/A |
|               |  |  |           |            |                |                |     |
|               | ●  | 11. Employ a trained Depression Care Manager meeting requirements of the IMPACT model.   | 3/31/2017 | 3/31/2017  | In Process     | Pass & Ongoing | N/A |
|               |  |  |           |            |                |                |     |
|               | ●  | 12. Designate a Psychiatrist meeting requirements of the IMPACT Model.   | 3/31/2017 | 3/31/2017  | In Process     | Pass & Ongoing | N/A |
|               |  |  |           |            |                |                |     |
|               | ●  | 13. Measure outcomes as required in the IMPACT Model.  | 3/31/2018 | 3/31/2018  | In Process     | Pass & Ongoing | N/A |
|               |  |  |           |            |                |                |     |
| ●             | 14. Provide "stepped care" as required by the IMPACT Model.                              | 3/31/2018  | 3/31/2018 | In Process | Pass & Ongoing | N/A            |     |
|               |  |  |           |            |                |                |     |
| ●             | 15. Use EHRs or other technical platforms to track all patients engaged in this project. | 3/31/2017  | 3/31/2017 | In Process | Pass & Ongoing | N/A            |     |
|               |  |  |           |            |                |                |     |
| <b>Total</b>  |  |  |           |            |                | <b>0</b>       |     |

**Domain 3 Pay for Performance and Pay for Reporting - Project 3.a.i (all Milestones are P4R in DY1)**



Save & Return

Print

Achievement Value (AV) Scorecard DY1, Q4 January 1, 2016 - March 31, 2016  
Finger Lakes Performing Provider Systems, Inc. - Project 3.a.i

| AV Driving | Measure  | Reviewer Status | AVs Awarded |
|------------|--|-----------------|-------------|
| ●          | Adherence to Antipsychotic Medications for People with Schizophrenia                                       | Pass & Ongoing  | 1           |
| ●          | Antidepressant Medication Management - Effective Acute Phase Treatment                                     | Pass & Ongoing  | 0.5         |
| ●          | Antidepressant Medication Management - Effective Continuation Phase Treatment                              | Pass & Ongoing  | 0.5         |
| ●          | Cardiovascular Monitoring for People with Cardiovascular Disease and Schizophrenia                         | Pass & Ongoing  | 1           |
| ●          | Diabetes Monitoring for People with Diabetes and Schizophrenia   | Pass & Ongoing  | 1           |
| ●          | Diabetes Screening for People with Schizophrenia or Bipolar Disease who are Using Antipsychotic Medication | Pass & Ongoing  | 1           |
| ●          | Follow-up after hospitalization for Mental Illness - within 30 days  | Pass & Ongoing  | 0.5         |



Save & Return

Print

*Achievement Value (AV) Scorecard DY1, Q4 January 1, 2016 - March 31, 2016  
Finger Lakes Performing Provider Systems, Inc. - Project 3.a.i*

|              |  |                |           |
|--------------|--|----------------|-----------|
| ●            | Follow-up after hospitalization for Mental Illness - within 7 days                                 | Pass & Ongoing | 0.5       |
| ●            | Follow-up care for Children Prescribed ADHD Medications - Continuation Phase                       | Pass & Ongoing | 0.5       |
| ●            | Follow-up care for Children Prescribed ADHD Medications - Initiation Phase                         | Pass & Ongoing | 0.5       |
| ●            | Engagement of Alcohol and Other Drug Dependence Treatment (initiation and 2 visits within 44 days) | Pass & Ongoing | 0.5       |
| ●            | Initiation of Alcohol and Other Drug Dependence Treatment (1 visit within 14 days)                 | Pass & Ongoing | 0.5       |
| ●            | Potentially Preventable Emergency Department Visits (for persons with BH diagnosis) ±              | Pass & Ongoing | 1         |
| ●            | Screening for Clinical Depression and follow-up  | Pass & Ongoing | 1         |
| <b>Total</b> |  |                | <b>10</b> |



Save & Return

Print

Achievement Value (AV) Scorecard DY1, Q4 January 1, 2016 - March 31, 2016  
Finger Lakes Performing Provider Systems, Inc. - Project 3.a.ii

| Project Snapshot |   |
|------------------|---|
| Project Domain   | Clinical Improvement Projects (Domain 3)                  |
| Project ID       | 3.a.ii  |
| Project Title    | Behavioral health community crisis stabilization services |

| Payment Snapshot                         |                 |
|--|-----------------|
| Payment Available (DY1)                  | \$ 7,297,084.76 |
| DY1 Initial Payment                      | \$ 4,378,250.86 |
| DY1 Q2 Payment Earned                    | \$ 1,459,416.95 |
| DY1 Payment Not Earned to Date           | \$ 0.00         |
| DY1 Funding Remaining                    | \$ 1,459,416.95 |
| Funding Available for Distribution DY1Q4 | \$ 1,459,416.95 |

| 3.a.ii Scoresheet        |                                    |                 |               |                 |               |                        |                            |                        |                         |
|--------------------------|------------------------------------|-----------------|---------------|-----------------|---------------|------------------------|----------------------------|------------------------|-------------------------|
| Domain                   | Component                          | Review Status   | AVs Available | Net AVs Awarded | Percentage AV | Domain Funding % (DY1) | Domain Funding % (DY1, Q4) | Payment Available (\$) | Net Payment Earned (\$) |
| Domain 1                 | Domain 1 Organizational            | Complete        | 5.00          | 5.00            | 100%          | 80%                    | 10%                        | 729,708                | 729,708                 |
|                          | Project Implementation Speed       | N/A             | 0.00          | 0.00            | 0%            |                        |                            |                        |                         |
|                          | Patient Engagement Speed           | Complete        | 1.00          | 1.00            | 100%          |                        |                            |                        |                         |
| <b>Domain 1 Subtotal</b> |                                    |                 | <b>6.00</b>   | <b>6.00</b>     | <b>100%</b>   | <b>80%</b>             | <b>10%</b>                 | <b>729,708</b>         | <b>729,708</b>          |
| Domain 3                 | Domain 3 Pay for Reporting (P4R)   | Complete        | 10.00         | 10.00           | 100%          | 20%                    | 10%                        | 729,708                | 729,708                 |
|                          | Domain 3 Pay for Performance (P4P) | N/A             | N/A           | N/A             | N/A           | 0%                     | 0%                         | -                      | -                       |
| <b>Domain 2 Subtotal</b> |                                    |                 | <b>10.00</b>  | <b>10.00</b>    | <b>100%</b>   | <b>20%</b>             | <b>10%</b>                 | <b>729,708</b>         | <b>729,708</b>          |
| <b>Total</b>             |                                    | <b>Complete</b> | <b>16.00</b>  | <b>16.00</b>    | <b>100%</b>   | <b>100%</b>            | <b>20%</b>                 | <b>1,459,417</b>       | <b>1,459,417</b>        |

Total Project 3.a.ii AVs Awarded: 16 out of 16

Hide Reviewer Comments

| Domain 1 Project Milestones - Project 3.a.ii |  |                   |                    |                  |                 |             |
|--|--|-------------------|--------------------|------------------|-----------------|-------------|
| AV Driving                                   | Project Requirement and Metric/Deliverable                         | Required Due Date | Committed Due Date | Milestone Status | Reviewer Status | AVs Awarded |
|  | Module 1 - Major risks to implementation and mitigation strategies | Ongoing           | N/A                | In process       | Pass & Ongoing  | N/A         |



Save & Return

Print

Achievement Value (AV) Scorecard DY1, Q4 January 1, 2016 - March 31, 2016  
Finger Lakes Performing Provider Systems, Inc. - Project 3.a.ii

|              |                                     |         |     |            |                |             |
|--------------|-------------------------------------|---------|-----|------------|----------------|-------------|
|              |                                     |         |     |            |                |             |
|              |                                     |         |     |            |                |             |
|              |                                     |         |     |            |                |             |
|              | Module 3 - Patient Engagement Speed | Ongoing | N/A | In process | Pass & Ongoing | 1           |
|              |                                     |         |     |            |                |             |
| <b>Total</b> |                                     |         |     |            |                | <b>1.00</b> |

| Domain 1 Project Prescribed Milestones - Project 3.a.ii |  |                   |                    |                  |                 |             |
|---|--|-------------------|--------------------|------------------|-----------------|-------------|
| AV Driving  | Project Requirement and Metric/Deliverable   | Required Due Date | Committed Due Date | Milestone Status | Reviewer Status | AVs Awarded |
|   | 1. Implement a crisis intervention program that, at a minimum, includes outreach, mobile crisis, and intensive crisis services.  | 3/31/2018         | 3/31/2018          | In Process       | Pass & Ongoing  | NA          |
|   |  |                   |                    |                  |                 |             |
|   | 2. Establish clear linkages with Health Homes, ER and hospital services to develop and implement protocols for diversion of patients from emergency room and inpatient services. | 3/31/2018         | 3/31/2018          | In Process       | Pass & Ongoing  | N/A         |
|   |  |                   |                    |                  |                 |             |
|   | 3. Establish agreements with the Medicaid Managed Care organizations serving the affected population to provide coverage for the service array under this project.               | 3/31/2018         | 3/31/2018          | In Process       | Pass & Ongoing  | NA          |
|   |  |                   |                    |                  |                 |             |
|   | 4. Develop written treatment protocols with consensus from participating providers and facilities.   | 3/31/2017         | 3/31/2017          | In Process       | Pass & Ongoing  | NA          |



Save & Return

Print

**Achievement Value (AV) Scorecard DY1, Q4 January 1, 2016 - March 31, 2016**  
**Finger Lakes Performing Provider Systems, Inc. - Project 3.a.ii**

|   |  |           |           |            |                |    |
|---|--|-----------|-----------|------------|----------------|----|
|   |  |           |           |            |                |    |
| ● | 5. Include at least one hospital with specialty psychiatric services and crisis-oriented psychiatric services; expansion of access to specialty psychiatric and crisis-oriented services.  | 3/31/2017 | 3/31/2017 | In Process | Pass & Ongoing | NA |
| ● | 6. Expand access to observation unit within hospital outpatient or at an off campus crisis residence for stabilization monitoring services (up to 48 hours).   | 3/31/2018 | 3/31/2018 | In Process | Pass & Ongoing | NA |
| ● | 7. Deploy mobile crisis team(s) to provide crisis stabilization services using evidence-based protocols developed by medical staff.  | 3/31/2018 | 3/31/2018 | In Process | Pass & Ongoing | NA |
| ● | 8. Ensure that all PPS safety net providers have actively connected EHR systems with local health information exchange/RHIO/SHIN-NY and share health information among clinical partners, including direct exchange (secure messaging), alerts and patient record look up by the end of Demonstration Year (DY) 3. | 3/31/2018 | 3/31/2018 | In Process | Pass & Ongoing | NA |
| ● | 9. Establish central triage service with agreements among participating psychiatrists, mental health, behavioral health, and substance abuse providers.  | 3/31/2018 | 3/31/2018 | In Process | Pass & Ongoing | NA |
| ● | 10. Ensure quality committee is established for oversight and surveillance of compliance with protocols and quality of care.   | 3/31/2017 | 3/31/2017 | In Process | Pass & Ongoing | NA |



Save & Return

Print

**Achievement Value (AV) Scorecard DY1, Q4 January 1, 2016 - March 31, 2016**  
**Finger Lakes Performing Provider Systems, Inc. - Project 3.a.ii**

|              |  |           |           |            |                |             |
|--------------|--|-----------|-----------|------------|----------------|-------------|
|              |  |           |           |            |                |             |
|              | 11. Use EHRs or other technical platforms to track all patients engaged in this project. | 3/31/2017 | 3/31/2017 | In Process | Pass & Ongoing | NA          |
| <b>Total</b> |  |           |           |            |                | <b>0.00</b> |

**Domain 3 Pay for Performance and Pay for Reporting - Project 3.a.ii (all Milestones are P4R in DY1)**

| AV Driving | Measure  | Reviewer Status | AVs Awarded |
|------------|--|-----------------|-------------|
|            | Adherence to Antipsychotic Medications for People with Schizophrenia               | Pass & Ongoing  | 1           |
|            | Antidepressant Medication Management - Effective Acute Phase Treatment             | Pass & Ongoing  | 0.5         |
|            | Antidepressant Medication Management - Effective Continuation Phase Treatment      | Pass & Ongoing  | 0.5         |
|            | Cardiovascular Monitoring for People with Cardiovascular Disease and Schizophrenia | Pass & Ongoing  | 1           |
|            | Diabetes Monitoring for People with Diabetes and Schizophrenia                     | Pass & Ongoing  | 1           |



Save & Return

Print

**Achievement Value (AV) Scorecard DY1, Q4 January 1, 2016 - March 31, 2016**  
**Finger Lakes Performing Provider Systems, Inc. - Project 3.a.ii**

|   |  |                |     |
|---|--|----------------|-----|
| ● | Diabetes Screening for People with Schizophrenia or Bipolar Disease who are Using Antipsychotic Medication | Pass & Ongoing | 1   |
| ● | Follow-up after hospitalization for Mental Illness - within 30 days  | Pass & Ongoing | 0.5 |
| ● | Follow-up after hospitalization for Mental Illness - within 7 days   | Pass & Ongoing | 0.5 |
| ● | Follow-up care for Children Prescribed ADHD Medications - Continuation Phase                               | Pass & Ongoing | 0.5 |
| ● | Follow-up care for Children Prescribed ADHD Medications - Initiation Phase                                 | Pass & Ongoing | 0.5 |
| ● | Engagement of Alcohol and Other Drug Dependence Treatment (initiation and 2 visits within 44 days)         | Pass & Ongoing | 0.5 |
| ● | Initiation of Alcohol and Other Drug Dependence Treatment (1 visit within 14 days)                         | Pass & Ongoing | 0.5 |
| ● | Potentially Preventable Emergency Department Visits (for persons with BH diagnosis) ±                      | Pass & Ongoing | 1   |







Save & Return

Print

Achievement Value (AV) Scorecard DY1, Q4 January 1, 2016 - March 31, 2016  
Finger Lakes Performing Provider Systems, Inc. - Project 3.a.v

| Project Snapshot |  |
|------------------|--|
| Project Domain   | Clinical Improvement Projects(Domain 3)                  |
| Project ID       | 3.a.v  |
| Project Title    | Behavioral Interventions Paradigm (BIP) in Nursing Homes |

| Payment Snapshot                         |                 |
|--|-----------------|
| Payment Available (DY1)                  | \$ 8,506,819.75 |
| DY1 Initial Payment                      | \$ 5,104,091.85 |
| DY1 Q2 Payment Earned                    | \$ 1,701,363.95 |
| DY1 Payment Not Earned to Date           | \$ (0.00)       |
| DY1 Funding Remaining                    | \$ 1,701,363.95 |
| Funding Available for Distribution DY1Q4 | \$ 1,701,363.95 |

| 3.a.v Scoresheet         |                                    |                 |               |                 |               |                        |                            |                        |                         |
|--------------------------|------------------------------------|-----------------|---------------|-----------------|---------------|------------------------|----------------------------|------------------------|-------------------------|
| Domain                   | Component                          | Review Status   | AVs Available | Net AVs Awarded | Percentage AV | Domain Funding % (DY1) | Domain Funding % (DY1, Q4) | Payment Available (\$) | Net Payment Earned (\$) |
| Domain 1                 | Domain 1 Organizational            | Complete        | 5.00          | 5.00            | 100%          | 80%                    | 10%                        | 850,682                | 850,682                 |
|                          | Project Implementation Speed       | N/A             | 0.00          | 0.00            | 0%            |                        |                            |                        |                         |
|                          | Patient Engagement Speed           | Complete        | 1.00          | 1.00            | 100%          |                        |                            |                        |                         |
| <b>Domain 1 Subtotal</b> |                                    |                 | <b>6.00</b>   | <b>6.00</b>     | <b>100%</b>   | <b>80%</b>             | <b>10%</b>                 | <b>850,682</b>         | <b>850,682</b>          |
| Domain 3                 | Domain 3 Pay for Reporting (P4R)   | Complete        | 2.00          | 2.00            | 100%          | 20%                    | 10%                        | 850,682                | 850,682                 |
|                          | Domain 3 Pay for Performance (P4P) | N/A             | N/A           | N/A             | N/A           | 0%                     | 0%                         | -                      | -                       |
| <b>Domain 2 Subtotal</b> |                                    |                 | <b>2.00</b>   | <b>2.00</b>     | <b>100%</b>   | <b>20%</b>             | <b>10%</b>                 | <b>850,682</b>         | <b>850,682</b>          |
| <b>Total</b>             |                                    | <b>Complete</b> | <b>8.00</b>   | <b>8.00</b>     | <b>100%</b>   | <b>100%</b>            | <b>20%</b>                 | <b>1,701,364</b>       | <b>1,701,364</b>        |

Total Project 3.a.v AVs Awarded: 8 out of 8

Hide Reviewer Comments

| Domain 1 Project Milestones - Project 3.a.v |  |                   |                    |                  |                 |             |
|---|--|-------------------|--------------------|------------------|-----------------|-------------|
| AV Driving                                  | Project Requirement and Metric/Deliverable                         | Required Due Date | Committed Due Date | Milestone Status | Reviewer Status | AVs Awarded |
|   | Module 1 - Major risks to implementation and mitigation strategies | Ongoing           | N/A                | In process       | Pass & Ongoing  | N/A         |



Save & Return

Print

Achievement Value (AV) Scorecard DY1, Q4 January 1, 2016 - March 31, 2016  
Finger Lakes Performing Provider Systems, Inc. - Project 3.a.v

|              |                                     |         |     |            |                |             |
|--------------|-------------------------------------|---------|-----|------------|----------------|-------------|
|              |                                     |         |     |            |                |             |
|              |                                     |         |     |            |                |             |
|              |                                     |         |     |            |                |             |
| ●            | Module 3 - Patient Engagement Speed | Ongoing | N/A | In process | Pass & Ongoing | 1           |
|              |                                     |         |     |            |                |             |
| <b>Total</b> |                                     |         |     |            |                | <b>1.00</b> |

| Domain 1 Project Prescribed Milestones - Project 3.a.v |   |                   |                    |                  |                 |             |
|--|---|-------------------|--------------------|------------------|-----------------|-------------|
| AV Driving   | Project Requirement and Metric/Deliverable  | Required Due Date | Committed Due Date | Milestone Status | Reviewer Status | AVs Awarded |
| ●  | 1. Implement BIP Model in Nursing Homes model using SNF skilled nurse practitioners (NP) and psychiatric social workers to provide early assessment, reassessment, intervention, and care coordination for at risk residents to reduce the risk of crisis requiring transfer to higher level of care. | 3/31/2017         | 3/31/2017          | In Process       | Pass & Ongoing  | NA          |
| ●  | 2. Augment skills of the clinical professionals in managing behavioral health issues.   | 3/31/2017         | 3/31/2017          | In Process       | Pass & Ongoing  | N/A         |
| ●  | 3. Enable the non-clinical staff to effectively interact with a behavioral population   | 3/31/2017         | 3/31/2017          | In Process       | Pass & Ongoing  | NA          |



Save & Return

Print

Achievement Value (AV) Scorecard DY1, Q4 January 1, 2016 - March 31, 2016  
Finger Lakes Performing Provider Systems, Inc. - Project 3.a.v

|   |   |           |           |            |                |    |
|---|---|-----------|-----------|------------|----------------|----|
| ● | 4. Assign a NP with Behavioral Health Training as a coordinator of care.  | 3/31/2017 | 3/31/2017 | In Process | Pass & Ongoing | NA |
| ● | 5. Implement a Behavior Management Interdisciplinary Team Approach to care.   | 3/31/2017 | 3/31/2017 | In Process | Pass & Ongoing | NA |
| ● | 6. Implement a medication reduction and reconciliation program.   | 3/31/2017 | 3/31/2017 | In Process | Pass & Ongoing | NA |
| ● | 7. Increase the availability of psychiatric and psychological services via telehealth and urgently available providers.               | 3/31/2017 | 3/31/2017 | In Process | Pass & Ongoing | NA |
| ● | 8. Provide holistic psychological Interventions.  | 3/31/2017 | 3/31/2017 | In Process | Pass & Ongoing | NA |
| ● | 9. Provide enhanced recreational services.  | 3/31/2017 | 3/31/2017 | In Process | Pass & Ongoing | NA |
| ● | 10. Develop crisis intervention strategies via development of an algorithm for staff intervention and utilization of sitter services. | 3/31/2017 | 3/31/2017 | In Process | Pass & Ongoing | NA |
| ● | 11. Improve documentation and communication re: patient status.   | 3/31/2017 | 3/31/2017 | In Process | Pass & Ongoing | NA |



Save & Return

Print

**Achievement Value (AV) Scorecard DY1, Q4 January 1, 2016 - March 31, 2016**  
**Finger Lakes Performing Provider Systems, Inc. - Project 3.a.v**

|              |  |           |           |             |                |             |
|--------------|--|-----------|-----------|-------------|----------------|-------------|
|              |  |           |           |             |                |             |
| ●            | 12. Modify the facility environment.   | 3/31/2017 | 3/31/2017 | In Process  | Pass & Ongoing | NA          |
| ●            | 13. Formal agreements with the Medicaid Managed Care organizations (including MLTC and FIDA plans) serving the affected population to provide coverage for the service array under this project. | 3/31/2017 | 3/31/2017 | Not Started | Pass & Ongoing | NA          |
| ●            | 14. Use EHRs or other technical platforms to track all patients engaged in this project.   | 3/31/2017 | 3/31/2017 | In Process  | Pass & Ongoing | NA          |
| <b>Total</b> |  |           |           |             |                | <b>0.00</b> |

| Domain 3 Pay for Performance and Pay for Reporting - Project 3.a.v (all Milestones are P4R in DY1) |   |                 |             |
|--|---|-----------------|-------------|
| AV Driving   | Measure   | Reviewer Status | AVs Awarded |
| ●  | Percent of Long Stay Residents who have Depressive Symptoms | Pass & Ongoing  | 1           |
| ●  | Potentially Preventable Readmissions for SNF patients ±     | Pass & Ongoing  | 1           |
| <b>Total</b>   |   |                 | <b>2.00</b> |



Save & Return

Print

Achievement Value (AV) Scorecard DY1, Q4 January 1, 2016 - March 31, 2016  
Finger Lakes Performing Provider Systems, Inc. - Project 3.f.i

| Project Snapshot |   |
|------------------|---|
| Project Domain   | Clinical Improvement Projects (Domain 3)  |
| Project ID       | 3.f.i   |
| Project Title    | Increase support programs for maternal and child health (including high risk pregnancies) |

| Payment Snapshot                         |                 |
|--|-----------------|
| Payment Available (DY1)                  | \$ 6,805,455.80 |
| DY1 Initial Payment                      | \$ 4,083,273.48 |
| DY1 Q2 Payment Earned                    | \$ 1,361,091.16 |
| DY1 Payment Not Earned to Date           | \$ (0.00)       |
| DY1 Funding Remaining                    | \$ 1,361,091.16 |
| Funding Available for Distribution DY1Q4 | \$ 1,361,091.16 |

| 3.f.i Scoresheet         |                                  |                 |               |                 |               |                        |                            |                        |                         |
|--------------------------|----------------------------------|-----------------|---------------|-----------------|---------------|------------------------|----------------------------|------------------------|-------------------------|
| Domain                   | Component                        | Review Status   | AVs Available | Net AVs Awarded | Percentage AV | Domain Funding % (DY1) | Domain Funding % (DY1, Q4) | Payment Available (\$) | Net Payment Earned (\$) |
| Domain 1                 | Domain 1 Organizational          | Complete        | 5.00          | 5.00            | 100%          | 0%                     | 10%                        | 680,546                | 680,546                 |
|                          | Project Implementation Speed     | N/A             | 0.00          | 0.00            | 0%            |                        |                            |                        |                         |
|                          | Patient Engagement Speed         | Complete        | 1.00          | 1.00            | 100%          |                        |                            |                        |                         |
| <b>Domain 1 Subtotal</b> |                                  |                 | <b>6.00</b>   | <b>6.00</b>     | <b>100%</b>   | <b>0%</b>              | <b>10%</b>                 | <b>680,546</b>         | <b>680,546</b>          |
| Domain 3                 | Domain 3 Pay for Reporting (P4R) | Complete        | 7.00          | 7.00            | 100%          | 0%                     | 10%                        | 680,546                | 680,546                 |
|                          | Domain 3 Pay for Performance     | N/A             | N/A           | N/A             | N/A           |                        |                            |                        |                         |
| <b>Domain 3 Subtotal</b> |                                  |                 | <b>7.00</b>   | <b>7.00</b>     | <b>100%</b>   | <b>0%</b>              | <b>10%</b>                 | <b>680,546</b>         | <b>680,546</b>          |
| <b>Total</b>             |                                  | <b>Complete</b> | <b>13.00</b>  | <b>13.00</b>    | <b>100%</b>   | <b>0%</b>              | <b>20%</b>                 | <b>1,361,091</b>       | <b>1,361,091</b>        |

Hide Reviewer Comments

Total Project 3.f.i AVs Awarded: 13 out of 13

| Domain 1 Project Milestones - Project 3.f.i |  |                   |                    |                  |                 |             |
|---|--|-------------------|--------------------|------------------|-----------------|-------------|
| AV Driving                                  | Project Requirement and Metric/Deliverable                         | Required Due Date | Committed Due Date | Milestone Status | Reviewer Status | AVs Awarded |
|   | Module 1 - Major risks to implementation and mitigation strategies | Ongoing           | N/A                | In process       | Pass & Ongoing  | N/A         |



Save & Return

Print

Achievement Value (AV) Scorecard DY1, Q4 January 1, 2016 - March 31, 2016  
Finger Lakes Performing Provider Systems, Inc. - Project 3.f.i

|              |                                     |         |     |            |                |          |
|--------------|-------------------------------------|---------|-----|------------|----------------|----------|
|              |                                     |         |     |            |                |          |
|              |                                     |         |     |            |                |          |
|              |                                     |         |     |            |                |          |
| ●            | Module 3 - Patient Engagement Speed | Ongoing | N/A | In process | Pass & Ongoing | 1        |
|              |                                     |         |     |            |                |          |
| <b>Total</b> |                                     |         |     |            |                | <b>1</b> |

**Domain 1 Project Prescribed Milestones - Project 3.f.i Models 1, 2 and 3**

3.f.i Model 1     3.f.i Model 2     3.f.i Model 3

| Model         | AV Driving | Project Requirement and Metric/Deliverable  | Required Due Date | Committed Due Date | Milestone Status | Reviewer Status | AVs Awarded |
|---------------|------------|---|-------------------|--------------------|------------------|-----------------|-------------|
| 3.f.i Model 1 | ●          | 1. Implement an evidence-based home visitation model, such as the Nurse Family Partnership, for pregnant high- risk mothers including high-risk first time mothers. | 3/31/2020         | 3/31/2020          | On Hold          | Pass & Ongoing  | N/A         |
|               | ●          | 2. Develop a referral system for early identification of women who are or may be at high-risk.  | 3/31/2020         | 3/31/2020          | On Hold          | Pass & Ongoing  | N/A         |
|               | ●          | 3. Establish a quality oversight committee of OB/GYN and primary care providers to monitor quality outcomes and implement new or change activities as appropriate.  | 3/31/2020         | 3/31/2020          | On Hold          | Pass & Ongoing  | N/A         |



Save & Return

Print

**Achievement Value (AV) Scorecard DY1, Q4 January 1, 2016 - March 31, 2016**  
**Finger Lakes Performing Provider Systems, Inc. - Project 3.f.i**

|               |   |  |           |           |         |                |     |
|---------------|---|--|-----------|-----------|---------|----------------|-----|
| 3.f.i Model 2 | ● | 4. Use EHRs or other IT platforms to track all patients engaged in this project.   | 3/31/2020 | 3/31/2020 | On Hold | Pass & Ongoing | N/A |
|               |   |  |           |           |         |                |     |
|               | ● | 5. Identify and engage a regional medical center with expertise in management of high-risk pregnancies and infants (must have Level 3 NICU services or Regional Perinatal Center).                               | 3/31/2020 | 3/31/2020 | On Hold | Pass & Ongoing | N/A |
|               |   |  |           |           |         |                |     |
|               | ● | 6. Develop a multidisciplinary team of experts with clinical and social support expertise who will co-manage care of the high-risk mother and infant with local community obstetricians and pediatric providers. | 3/31/2020 | 3/31/2020 | On Hold | Pass & Ongoing | N/A |
|               |   |  |           |           |         |                |     |
|               | ● | 7. Develop service MOUs between multidisciplinary team and OB/GYN providers.   | 3/31/2020 | 3/31/2020 | On Hold | Pass & Ongoing | N/A |
|               |   |  |           |           |         |                |     |
|               | ● | 8. Utilize best evidence care guidelines for management of high risk pregnancies and newborns and implement uniform clinical protocols based upon evidence-based guidelines.                                     | 3/31/2020 | 3/31/2020 | On Hold | Pass & Ongoing | N/A |
|               |   |  |           |           |         |                |     |





Save & Return

Print

**Achievement Value (AV) Scorecard DY1, Q4 January 1, 2016 - March 31, 2016**  
**Finger Lakes Performing Provider Systems, Inc. - Project 3.f.i**

|   |   |           |           |            |                |     |
|---|---|-----------|-----------|------------|----------------|-----|
| ● | 9. Ensure that all PPS safety net providers are actively sharing EHR systems or other IT platforms with local health information exchange/RHIO/SHIN-NY and sharing health information among clinical partners, including direct exchange (secure messaging), alerts and patient record look up, by the end of DY 3. | 3/31/2020 | 3/31/2020 | On Hold    | Pass & Ongoing | N/A |
|   |   |           |           |            |                |     |
|   | 10. Ensure that EHR systems or other IT platforms used by participating safety net providers meet Meaningful Use and PCMH Level 3 standards and/or APCM by the end of Demonstration Year 3.   | 3/31/2020 | 3/31/2020 | On Hold    | Pass & Ongoing | N/A |
|   |   |           |           |            |                |     |
| ● | 11. Use EHRs or other IT platforms to track all patients engaged in this project.   | 3/31/2020 | 3/31/2020 | On Hold    | Pass & Ongoing | N/A |
|   |   |           |           |            |                |     |
| ● | 12. Develop a Community Health worker (CHW) program on the model of the Maternal and Infant Community Health Collaboratives (MICHC) program; access NYSDOH-funded CHW   | 9/30/2016 | 9/30/2016 | In Process | Pass & Ongoing | N/A |
|   |   |           |           |            |                |     |
|   | 13. Employ a Community Health Worker Coordinator responsible for supervision of 4 – 6 community health workers. Duties and qualifications are per NYS DOH criteria.   | 6/30/2016 | 6/30/2016 | In Process | Pass & Ongoing | N/A |
|   |   |           |           |            |                |     |
| ● | 14. Employ qualified candidates for Community Health Workers who meet criteria such as cultural competence, communication, and appropriate experience and training  | 6/30/2016 | 6/30/2016 | In Process | Pass & Ongoing | N/A |



Save & Return

Print

**Achievement Value (AV) Scorecard DY1, Q4 January 1, 2016 - March 31, 2016**  
**Finger Lakes Performing Provider Systems, Inc. - Project 3.f.i**

|               |   |  |           |           |             |                |          |  |
|---------------|---|--|-----------|-----------|-------------|----------------|----------|--|
| 3.f.i Model 3 | ● |  |           |           |             |                |          |  |
|               | ● | 15. Establish protocols for deployment of CHW.   | 6/30/2016 | 6/30/2016 | In Process  | Pass & Ongoing | N/A      |  |
|               | ● | 16. Coordinate with the Medicaid Managed Care organizations serving the target population. | 9/30/2016 | 9/30/2016 | Not Started | Pass & Ongoing | N/A      |  |
|               | ● | 17. Use EHRs or other IT platforms to track all patients engaged in this project.          | 9/30/2016 | 9/30/2016 | In Process  | Pass & Ongoing | N/A      |  |
| <b>Total</b>  |   |  |           |           |             |                | <b>0</b> |  |

| Domain 3 Pay for Performance and Pay for Reporting - Project 3.f.i (all Milestones are P4R in DY1) |   |                 |             |
|--|---|-----------------|-------------|
| AV Driving   | Measure   | Reviewer Status | AVs Awarded |
| ●  | Childhood Immunization Status (Combination 3 – 4313314) | Pass & Ongoing  | 1           |
| ●  | Early Elective Deliveries ±                             | Pass & Ongoing  | 1           |
| ●  | Frequency of Ongoing Prenatal Care (81% or more)        | Pass & Ongoing  | 1           |



Save & Return

Print

*Achievement Value (AV) Scorecard DY1, Q4 January 1, 2016 - March 31, 2016  
Finger Lakes Performing Provider Systems, Inc. - Project 3.f.i*

|              |  |                |          |
|--------------|--|----------------|----------|
| ●            | Lead Screening in Children                                 | Pass & Ongoing | 1        |
|              |  |                |          |
| ●            | Prenatal and Postpartum Care - Postpartum Visits           | Pass & Ongoing | 0.5      |
|              |  |                |          |
| ●            | Prenatal and Postpartum Care - Timeliness of Prenatal Care | Pass & Ongoing | 0.5      |
|              |  |                |          |
| ●            | Prevention Quality Indicator # 9 Low Birth Weight ±        | Pass & Ongoing | 1        |
|              |  |                |          |
| ●            | Well Care Visits in the first 15 months (5 or more Visits) | Pass & Ongoing | 1        |
|              |  |                |          |
| <b>Total</b> |  |                | <b>7</b> |



Save & Return

Print

Achievement Value (AV) Scorecard DY1, Q4 January 1, 2016 - March 31, 2016  
Finger Lakes Performing Provider Systems, Inc. - Project 4.a.iii

| Project Snapshot |  |
|------------------|--|
| Project Domain   | Domain 4: Population-wide Projects: New York's                             |
| Project ID       | 4.a.iii  |
| Project Title    | Strengthen Mental Health and Substance Abuse Infrastructure Across Systems |

| Payment Snapshot                         |                 |
|--|-----------------|
| Payment Available (DY1)                  | \$ 4,253,409.88 |
| DY1 Initial Payment                      | \$ 2,552,045.93 |
| DY1 Q2 Payment Earned                    | \$ 850,681.98   |
| DY1 Payment Not Earned to Date           | \$ (0.00)       |
| DY1 Funding Remaining                    | \$ 850,681.98   |
| Funding Available for Distribution DY1Q4 | \$ 850,681.98   |

| 4.a.iii Scoresheet       |                                    |                 |               |                 |               |                        |                            |                        |                         |
|--------------------------|------------------------------------|-----------------|---------------|-----------------|---------------|------------------------|----------------------------|------------------------|-------------------------|
| Domain                   | Component                          | Review Status   | AVs Available | Net AVs Awarded | Percentage AV | Domain Funding % (DY1) | Domain Funding % (DY1, Q4) | Payment Available (\$) | Net Payment Earned (\$) |
| Domain 1                 | Domain 1 Organizational            | Complete        | 5.00          | 5.00            | 100%          | 80%                    | 10%                        | 425,341                | 425,341                 |
|                          | Project Implementation Speed       | N/A             | 0.00          | 0.00            | 0%            |                        |                            |                        |                         |
|                          | Patient Engagement Speed           | N/A             | 0.00          | 0.00            | 0%            |                        |                            |                        |                         |
| <b>Domain 1 Subtotal</b> |                                    |                 | <b>5.00</b>   | <b>5.00</b>     | <b>100%</b>   | <b>80%</b>             | <b>10%</b>                 | <b>425,341</b>         | <b>425,341</b>          |
| Domain 4                 | Domain 4 Pay for Reporting (P4R)   | Complete        | 11.00         | 11.00           | 100%          | 20%                    | 10%                        | 425,341                | 425,341                 |
|                          | Domain 4 Pay for Performance (P4P) | N/A             | N/A           | N/A             | N/A           | 0%                     | 0%                         | -                      | -                       |
| <b>Domain 4 Subtotal</b> |                                    |                 | <b>11.00</b>  | <b>11.00</b>    | <b>100%</b>   | <b>20%</b>             | <b>10%</b>                 | <b>425,341</b>         | <b>425,341</b>          |
| <b>Total</b>             |                                    | <b>Complete</b> | <b>16.00</b>  | <b>16.00</b>    | <b>100%</b>   | <b>100%</b>            | <b>20%</b>                 | <b>850,682</b>         | <b>850,682</b>          |

Total Project 4.a.iii AVs Awarded: 16 out of 16

Hide Reviewer Comments

| Domain 4 Pay for Performance and Pay for Reporting - Project 4.a.iii (all Milestones are P4R in DY1) |  |                 |             |
|--|--|-----------------|-------------|
| AV Driving   | Measure  | Reviewer Status | AVs Awarded |
|  | Age-adjusted preventable hospitalizations rate per 10,000 - Aged 18+ years – Ratio of Hispanics to White non-Hispanics | Pass & Ongoing  | 1           |



Save & Return

Print

Achievement Value (AV) Scorecard DY1, Q4 January 1, 2016 - March 31, 2016  
Finger Lakes Performing Provider Systems, Inc. - Project 4.a.iii

|   |   |                |   |
|---|---|----------------|---|
|   |   |                |   |
| ● | Age-adjusted suicide death rate per 100,000   | Pass & Ongoing | 1 |
|   |   |                |   |
| ● | Percentage of adults with health insurance - Aged 18- 64 years  | Pass & Ongoing | 1 |
|   |   |                |   |
| ● | Percentage of premature death (before age 65 years)   | Pass & Ongoing | 1 |
|   |   |                |   |
| ● | Percentage of premature death (before age 65 years) – Ratio of Black non-Hispanics to White non-Hispanics | Pass & Ongoing | 1 |
|   |   |                |   |
| ● | Percentage of premature death (before age 65 years) – Ratio of Hispanics to White non-Hispanics           | Pass & Ongoing | 1 |
|   |   |                |   |
| ● | Age-adjusted percentage of adult binge drinking during the past month                                     | Pass & Ongoing | 1 |
|   |   |                |   |
| ● | Age-adjusted percentage of adults who have a regular health care provider - Aged 18+ years                | Pass & Ongoing | 1 |
|   |   |                |   |



Save & Return

Print

*Achievement Value (AV) Scorecard DY1, Q4 January 1, 2016 - March 31, 2016  
Finger Lakes Performing Provider Systems, Inc. - Project 4.a.iii*

|              |  |                |              |
|--------------|--|----------------|--------------|
| ●            | Age-adjusted percentage of adults with poor mental health for 14 or more days in the last month                                  | Pass & Ongoing | 1            |
|              |  |                |              |
| ●            | Age-adjusted preventable hospitalizations rate per 10,000 - Aged 18+ years   | Pass & Ongoing | 1            |
|              |  |                |              |
| ●            | Age-adjusted preventable hospitalizations rate per 10,000 - Aged 18+ years – Ratio of Black non-Hispanics to White non-Hispanics | Pass & Ongoing | 1            |
|              |  |                |              |
| <b>Total</b> |  |                | <b>11.00</b> |



Save & Return

Print

Achievement Value (AV) Scorecard DY1, Q4 January 1, 2016 - March 31, 2016  
Finger Lakes Performing Provider Systems, Inc. - Project 4.b.ii

| Project Snapshot |  |
|------------------|--|
| Project Domain   | Domain 4: Population-wide Projects: New York's   |
| Project ID       | 4.b.ii   |
| Project Title    | Increase Access to High Quality Chronic Disease Preventive Care and Management in Both Clinical and Community Settings |

| Payment Snapshot                         |                 |
|--|-----------------|
| Payment Available (DY1)                  | \$ 3,615,398.40 |
| DY1 Initial Payment                      | \$ 2,169,239.04 |
| DY1 Q2 Payment Earned                    | \$ 723,079.68   |
| DY1 Payment Not Earned to Date           | \$ -            |
| DY1 Funding Remaining                    | \$ 723,079.68   |
| Funding Available for Distribution DY1Q4 | \$ 723,079.68   |

| 4.b.ii Scoresheet        |                                    |                 |               |                 |               |                        |                            |                        |                         |
|--------------------------|------------------------------------|-----------------|---------------|-----------------|---------------|------------------------|----------------------------|------------------------|-------------------------|
| Domain                   | Component                          | Review Status   | AVs Available | Net AVs Awarded | Percentage AV | Domain Funding % (DY1) | Domain Funding % (DY1, Q4) | Payment Available (\$) | Net Payment Earned (\$) |
| Domain 1                 | Domain 1 Organizational            | Complete        | 5.00          | 5.00            | 100%          | 80%                    | 10%                        | 361,540                | 361,540                 |
|                          | Project Implementation Speed       | N/A             | 0.00          | 0.00            | 0%            |                        |                            |                        |                         |
|                          | Patient Engagement Speed           | N/A             | 0.00          | 0.00            | 0%            |                        |                            |                        |                         |
| <b>Domain 1 Subtotal</b> |                                    |                 | <b>5.00</b>   | <b>5.00</b>     | <b>100%</b>   | <b>80%</b>             | <b>10%</b>                 | <b>361,540</b>         | <b>361,540</b>          |
| Domain 4                 | Domain 4 Pay for Reporting (P4R)   | Complete        | 16.00         | 16.00           | 100%          | 20%                    | 10%                        | 361,540                | 361,540                 |
|                          | Domain 4 Pay for Performance (P4P) | N/A             | N/A           | N/A             | N/A           | 0%                     | 0%                         | -                      | -                       |
| <b>Domain 4 Subtotal</b> |                                    |                 | <b>16.00</b>  | <b>16.00</b>    | <b>100%</b>   | <b>20%</b>             | <b>10%</b>                 | <b>361,540</b>         | <b>361,540</b>          |
| <b>Total</b>             |                                    | <b>Complete</b> | <b>21.00</b>  | <b>21.00</b>    | <b>100%</b>   | <b>100%</b>            | <b>20%</b>                 | <b>723,080</b>         | <b>723,080</b>          |

Total Project 4.b.ii AVs Awarded: 21 out of 21

Hide Reviewer Comments

| Domain 4 Pay for Performance and Pay for Reporting - Project 4.b.ii (all Milestones are P4R in DY1) |  |                 |             |
|---|--|-----------------|-------------|
| AV Driving  | Measure  | Reviewer Status | AVs Awarded |
|   | Age-adjusted preventable hospitalizations rate per 10,000 - Aged 18+ years – Ratio of Hispanics to White non-Hispanics | Pass & Ongoing  | 1           |



Save & Return

Print

*Achievement Value (AV) Scorecard DY1, Q4 January 1, 2016 - March 31, 2016  
Finger Lakes Performing Provider Systems, Inc. - Project 4.b.ii*

|   |   |                |   |
|---|---|----------------|---|
|   |   |                |   |
| ● | Asthma emergency department visit rate per 10,000   | Pass & Ongoing | 1 |
|   |   |                |   |
| ● | Asthma emergency department visit rate per 10,000 - Aged 0-4 years  | Pass & Ongoing | 1 |
|   |   |                |   |
| ● | Percentage of adults who are obese  | Pass & Ongoing | 1 |
|   |   |                |   |
| ● | Percentage of adults who receive a colorectal cancer screening based on the most recent guidelines - Aged 50-75 years | Pass & Ongoing | 1 |
|   |   |                |   |
| ● | Percentage of adults with health insurance - Aged 18- 64 years  | Pass & Ongoing | 1 |
|   |   |                |   |
| ● | Percentage of children and adolescents who are obese  | Pass & Ongoing | 1 |
|   |   |                |   |
| ● | Percentage of premature death (before age 65 years)   | Pass & Ongoing | 1 |
|   |   |                |   |





Save & Return

Print

*Achievement Value (AV) Scorecard DY1, Q4 January 1, 2016 - March 31, 2016  
Finger Lakes Performing Provider Systems, Inc. - Project 4.b.ii*

|   |  |                |   |
|---|--|----------------|---|
| ● | Percentage of premature death (before age 65 years) – Ratio of Black non-Hispanics to White non-Hispanics                        | Pass & Ongoing | 1 |
| ● | Percentage of premature death (before age 65 years) – Ratio of Hispanics to White non-Hispanics                                  | Pass & Ongoing | 1 |
| ● | Age-adjusted heart attack hospitalization rate per 10,000  | Pass & Ongoing | 1 |
| ● | Rate of hospitalizations for short-term complications of diabetes per 10,000 – Aged 18+ years                                    | Pass & Ongoing | 1 |
| ● | Rate of hospitalizations for short-term complications of diabetes per 10,000 - Aged 6- 17 years                                  | Pass & Ongoing | 1 |
| ● | Age-adjusted percentage of adults who have a regular health care provider - Aged 18+ years                                       | Pass & Ongoing | 1 |
| ● | Age-adjusted preventable hospitalizations rate per 10,000 - Aged 18+ years   | Pass & Ongoing | 1 |
| ● | Age-adjusted preventable hospitalizations rate per 10,000 - Aged 18+ years – Ratio of Black non-Hispanics to White non-Hispanics | Pass & Ongoing | 1 |



Department of Health

Medicaid Redesign Team

New York State Department of Health  
Delivery System Reform Incentive Payment (DSRIP) Program

*Achievement Value (AV) Scorecard DY1, Q4 January 1, 2016 - March 31, 2016*  
*Finger Lakes Performing Provider Systems, Inc. - Project 4.b.ii*

Save & Return

Print

|              |              |
|--------------|--------------|
|              |              |
| <b>Total</b> | <b>16.00</b> |