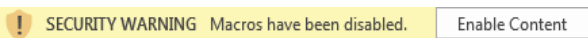





*Achievement Value (AV) Scorecard
Suffolk County Collaborative*

General Instructions		
Step	Description/Link	Image
1. Enable Content	Click "Enable Content" at the top of the screen to enable macros.	
2. Review AV Scorecard Overview	The AV scorecard Overview is a summary of the report Click to Access AV Scorecard Overview	Click to Access AV Scorecard Overview

Functionality		
Step	Description/Link	Image
1. Print	All tabs include a print button in the upper left hand corner. The AV Scorecard Overview tab also includes a "Print All" button which will print all relevany reports.	
2. Access Detailed Project Reports and return to AV Scorecard Overview	The AV Scorecard Overview tab is the landing page from which detailed project reports can be viewed. From the AV Scorecard Overview" click the relevant project button to access the project tab. From the project tab click "Save and Return" to access the AV Scorecard Overview	
3. Show or Hide reviewer comments	Each project tab includes a Show/Hide Reviewer Comments button on the left hand side of the screen. Click "Show Reviewer Comments" to show comments and "Hide Reviewer Comments" to hide comments.	



Print Summary

Print All

PPS Information	
Quarter	DY1, Q4 January 1, 2016 - March 31, 2016
PPS	Suffolk County Collaborative
PPS Number	16

Achievement Value (AV) Scorecard Summary								
Project Link (click on the purple link below to access each individual project report)	AV Data				Payment Data			
	AVs Available	AVs Awarded	AV Adjustment	Net AVs Awarded	Payment Available	Payment Earned	High Performance Funds	Total Payment Earned
Domain I - Organizational (All Projects)	5.00	5.00	0.00	5.00	<i>Organizational funds are embedded within each project's payment</i>			
2.a.i	19.00	19.00	0.00	19.00	\$841,243.12	\$841,243.12	\$ -	\$841,243.12
2.b.iv	20.00	20.00	0.00	20.00	\$645,954.53	\$645,954.53	\$ -	\$645,954.53
2.b.vii	20.00	20.00	0.00	20.00	\$615,910.14	\$615,910.14	\$ -	\$615,910.14
2.b.ix	20.00	20.00	0.00	20.00	\$540,799.15	\$540,799.15	\$ -	\$540,799.15
2.d.i	8.00	8.00	0.00	8.00	\$587,774.77	\$587,774.77	\$ -	\$587,774.77
3.a.i	16.00	16.00	0.00	16.00	\$585,865.74	\$585,865.74	\$ -	\$585,865.74
3.b.i	13.00	13.00	0.00	13.00	\$446,079.88	\$446,079.88	\$ -	\$446,079.88
3.c.i	12.00	12.00	0.00	12.00	\$450,665.95	\$450,665.95	\$ -	\$450,665.95
3.d.ii	10.00	10.00	0.00	10.00	\$465,688.15	\$465,688.15	\$ -	\$465,688.15



*Achievement Value (AV) Scorecard
Suffolk County Collaborative*

Print Summary

Print All

4.a.ii	16.00	16.00	0.00	16.00	\$300,443.97	\$300,443.97	\$ -	\$300,443.97
4.b.ii	21.00	21.00	0.00	21.00	\$255,377.37	\$255,377.37	\$ -	\$255,377.37
AV Adjustments (Column F)								
Total	175.00	175.00	0.00	175.00	\$5,735,803	\$5,735,803	\$ -	\$5,735,803



Save & Return

Print

Achievement Value (AV) Scorecard DY1, Q4 January 1, 2016 - March 31, 2016
Suffolk County Collaborative - Domain 1 Organizational AVs

Domain I Organizational Scoresheet						
Domain I Organizational	Review Status	AVs Available	AVs Awarded	Adjustments	Net AVs	AV
Workforce Strategy	Complete	1.00	1.00	0.00	1.00	100%
Section 01 - Budget	Complete	1.00	1.00	0.00	1.00	100%
Section 02 - Governance	Complete	1.00	1.00	0.00	1.00	100%
Section 03 - Financial Sustainability	Complete	1.00	1.00	0.00	1.00	100%
Section 04 - Cultural Competency & Health Literacy	Complete	1.00	1.00	0.00	1.00	100%
Section 05 - IT Systems and Processes	Complete	N/A	N/A	N/A	N/A	N/A
Section 06 - Performance Reporting	Complete	N/A	N/A	N/A	N/A	N/A
Section 07 - Practitioner Engagement	Complete	N/A	N/A	N/A	N/A	N/A
Section 08 - Population Health Management	Complete	N/A	N/A	N/A	N/A	N/A
Section 09 - Clinical Integration	Complete	N/A	N/A	N/A	N/A	N/A
Section 10 - General Project Reporting	Complete	N/A	N/A	N/A	N/A	N/A
Total	Complete	5.00	5.00	0.00	5.00	100%

Net Organizational AVs Awarded: 5 out of 5

Hide Reviewer Comments

Workforce Strategy							
Process Measure	AV Driving	Milestone	Required Due Date	Committed Due Date	Milestone Status	Reviewer Status	AV Awarded
Workforce Strategy Budget Updates		Workforce Strategy Budget Updates	6/30/2016	3/31/2016	In Process	Pass & Ongoing	
		Workforce Impact Analysis and Updates	9/30/2016	6/30/2016	In Process	Pass & Ongoing	



Save & Return

Print

Achievement Value (AV) Scorecard DY1, Q4 January 1, 2016 - March 31, 2016
Suffolk County Collaborative - Domain 1 Organizational AVs

		New Hire Employment Analysis and Updates	9/30/2016	6/30/2016	In Process	Pass & Ongoing	
Additional Workforce Strategy Budget Updates (non AV-driving)	●	1. Define target workforce state (in line with DSRIP program's goals)	6/30/2016	3/31/2016	In Process	Pass & Ongoing	1
	●	2. Create a workforce transition roadmap for achieving defined target workforce	9/30/2016	6/30/2016	Not Started	Pass & Ongoing	
	●	3. Perform detailed gap analysis between current state assessment of workforce and projected future state	6/30/2016	3/31/2016	Not Started	Pass & Ongoing	
	●	4. Produce a compensation and benefit analysis, covering impacts on both retrained and redeployed staff, as well as new hires, particularly focusing on full and partial placements	N/A	N/A	Not Started	Pass & Ongoing	
	●	5. Develop training strategy	N/A	N/A	Completed	Pass & Complete	
	●	Major Risks to Implementation & Risk Mitigation Strategies	N/A	N/A	In Process	Pass & Ongoing	



Save & Return

Print

Achievement Value (AV) Scorecard DY1, Q4 January 1, 2016 - March 31, 2016
Suffolk County Collaborative - Domain 1 Organizational AVs

Additional Workforce Strategy Topic Areas	●							N/A
	●	Major Dependencies on Organizational Workstreams	N/A	N/A	In Process	Pass & Ongoing		
	●	Roles and Responsibilities	N/A	N/A	In Process	Pass & Ongoing		
	●	Key Stakeholders	N/A	N/A	In Process	Pass & Ongoing		
	●	IT Expectations	N/A	N/A	In Process	Pass & Ongoing		
	●	Progress Reporting	N/A	N/A	In Process	Pass & Ongoing		
	Total							

Section 01 - Budget							
Process Measure	AV Driving	Milestone	Required Due Date	Committed Due Date	Milestone Status	Reviewer Status	AV Awarded
	●	Module 1.1 - PPS Budget Report (Baseline)	Ongoing	N/A	Completed	Pass & Complete	



Save & Return

Print

Achievement Value (AV) Scorecard DY1, Q4 January 1, 2016 - March 31, 2016
Suffolk County Collaborative - Domain 1 Organizational AVs

Quarterly Project Reports, Project Budget and Flow of Funds	●	Module 1.2 - PPS Budget Report (Quarterly)	Ongoing	N/A	In Process	Pass & Ongoing	1		
	●	Module 1.3 - PPS Flow of Funds (Baseline)	Ongoing	N/A	Completed	Pass & Complete			
	●	Module 1.4 - PPS Flow of Funds (Quarterly)	Ongoing	N/A	In Process	Pass & Ongoing			
	●	Quarterly Progress Reports	N/A	N/A	In Process	Pass & Ongoing			
	Total							1	

Section 02 - Governance							
Process Measure	AV Driving	Milestone	Required Due Date	Committed Due Date	Milestone Status	Reviewer Status	AV Awarded
	●	1. Finalize governance structure and sub-committee structure	9/30/2015	9/30/2015	Completed	Pass & Complete	



Save & Return

Print

Achievement Value (AV) Scorecard DY1, Q4 January 1, 2016 - March 31, 2016
Suffolk County Collaborative - Domain 1 Organizational AVs

Governance Structure Updates	●	2. Establish a clinical governance structure, including clinical quality committees for each DSRIP project	12/31/2015	9/30/2015	Completed	Pass & Complete	1
Governance Process Update	●	3. Finalize bylaws and policies or Committee Guidelines where applicable	9/30/2015	6/30/2015	Completed	Pass & Complete	1
Governance Process Update	●	4. Establish governance structure reporting and monitoring processes	12/31/2015	12/31/2015	Completed	Pass & Complete	1
Additional Governance Milestones (non AV-driving)	●	5. Finalize community engagement plan, including communications with the public and non-provider organizations (e.g. schools, churches, homeless services,	N/A	3/31/2016	Completed	Pass & Complete	N/A
	●	6. Finalize partnership agreements or contracts with CBOs	N/A	3/31/2016	Completed	Pass & Ongoing	
Additional Governance Milestones (non AV-driving)	●	7. Finalize agency coordination plan aimed at engaging appropriate public sector agencies at state and local levels (e.g. local departments of health and	N/A	9/30/2016	In Process	Pass & Ongoing	N/A
Additional Governance Milestones (non AV-driving)	●	8. Finalize workforce communication and engagement plan	N/A	6/30/2016	In Process	Pass & Ongoing	N/A



Save & Return

Print

Achievement Value (AV) Scorecard DY1, Q4 January 1, 2016 - March 31, 2016
Suffolk County Collaborative - Domain 1 Organizational AVs

	●	9. Inclusion of CBOs in PPS Implementation	N/A	6/30/2018	In Process	Pass & Ongoing	
	●						
Additional Governance Topic Areas	●	Major Risks to Implementation & Risk Mitigation Strategies	N/A	N/A	In Process	Pass & Ongoing	N/A
	●	Major Dependencies on Organizational Workstreams	N/A	N/A	In Process	Pass & Ongoing	
	●	Roles and Responsibilities	N/A	N/A	In Process	Pass & Ongoing	
	●	Key Stakeholders	N/A	N/A	In Process	Pass & Ongoing	
	●	IT Expectations	N/A	N/A	In Process	Pass & Ongoing	
	●	Progress Reporting	N/A	N/A	In Process	Pass & Ongoing	
Total							1



Save & Return

Print

Achievement Value (AV) Scorecard DY1, Q4 January 1, 2016 - March 31, 2016
Suffolk County Collaborative - Domain 1 Organizational AVs

Section 03 - Financial Sustainability							
Process Measure	AV Driving	Milestone	Required Due Date	Committed Due Date	Milestone Status	Reviewer Status	AV Awarded
Financial Stability Update	●	1. Finalize PPS finance structure, including reporting structure	12/31/2015	12/31/2015	Completed	Pass & Complete	1
	●	2. Perform network financial health current state assessment and develop financial sustainability strategy to address key issues.	3/31/2016	3/31/2016	Completed	Pass & Complete	
	●	3. Finalize Compliance Plan consistent with New York State Social Services Law 363-d	12/31/2015	12/31/2015	Completed	Pass & Complete	
PPS Transition to Value Based Payment System	●	4. Develop detailed baseline assessment of revenue linked to value-based payment, preferred compensation modalities for different provider-types	9/30/2016	3/31/2016	In Process	Pass & Ongoing	
	●	5. Finalize a plan towards achieving 90% value-based payments across network by year 5 of the waiver at the latest	12/31/2016	12/31/2016	In Process	Pass & Ongoing	



Save & Return

Print

Achievement Value (AV) Scorecard DY1, Q4 January 1, 2016 - March 31, 2016
Suffolk County Collaborative - Domain 1 Organizational AVs

Additional PPS Transition to Value Based Payment System	●	6. Put in place Level 1 VBP arrangement for PCMH/APC care and one other care bundle or subpopulation	TBD	N/A	N/A	N/A	N/A
	●	7. Contract 50% of care-costs through Level 1 VBPs, and ≥ 30% of these costs through Level 2 VBPs or higher	TBD	N/A	N/A	N/A	
	●	8. ≥90% of total MCO-PPS payments (in terms of total dollars) captured in at least Level 1 VBPs, and ≥ 70% of total costs	TBD	N/A	N/A	N/A	
Additional Financial Stability Topic Areas	●	Major Risks to Implementation & Risk Mitigation Strategies	N/A	N/A	In Process	Pass & Ongoing	N/A
	●	Major Dependencies on Organizational Workstreams	N/A	N/A	In Process	Pass & Ongoing	
	●	Roles and Responsibilities	N/A	N/A	In Process	Pass & Ongoing	
	●	Key Stakeholders	N/A	N/A	In Process	Pass & Ongoing	



Save & Return

Print

Achievement Value (AV) Scorecard DY1, Q4 January 1, 2016 - March 31, 2016
Suffolk County Collaborative - Domain 1 Organizational AVs

●	IT Expectations	N/A	N/A	In Process	Pass & Ongoing
●	Progress Reporting	N/A	N/A	In Process	Pass & Ongoing
Total					
1					

Section 04 - Cultural Competency & Health Literacy							
Process Measure	AV Driving	Milestone	Required Due Date	Committed Due Date	Milestone Status	Reviewer Status	AV Awarded
Cultural Competency /Health Literacy	●	1. Finalize cultural competency / health literacy strategy.	12/31/2015	12/31/2015	Completed	Pass & Complete	1
	●	2. Develop a training strategy focused on addressing the drivers of health disparities (beyond the availability of language-appropriate material).	6/30/2016	6/30/2016	In Process	Pass & Ongoing	
	●	Major Risks to Implementation & Risk Mitigation Strategies	N/A	N/A	In Process	Pass & Ongoing	
	●	Major Dependencies on Organizational Workstreams	N/A	N/A	In Process	Pass & Ongoing	



Save & Return

Print

*Achievement Value (AV) Scorecard DY1, Q4 January 1, 2016 - March 31, 2016
Suffolk County Collaborative - Domain 1 Organizational AVs*

Additional Cultural Competency /Health Literacy Topic Areas	●	Roles and Responsibilities	N/A	N/A	In Process	Pass & Ongoing	N/A
	●	Key Stakeholders	N/A	N/A	In Process	Pass & Ongoing	
	●	IT Expectations	N/A	N/A	In Process	Pass & Ongoing	
	●	Progress Reporting	N/A	N/A	In Process	Pass & Ongoing	
Total							1

Section 05 - IT Systems and Processes							
Process Measure	AV Driving	Milestone	Required Due Date	Committed Due Date	Milestone Status	Reviewer Status	AV Awarded
	●	1. Perform current state assessment of IT capabilities across network, identifying any critical gaps, including readiness for data sharing and the implementation of interoperable IT platform(s).	N/A	6/30/2016	In Process	Pass & Ongoing	
	●	2. Develop an IT Change Management Strategy.	N/A	6/30/2016	In Process	Pass & Ongoing	



Save & Return

Print

Achievement Value (AV) Scorecard DY1, Q4 January 1, 2016 - March 31, 2016
Suffolk County Collaborative - Domain 1 Organizational AVs

IT Systems and Processes	●						N/A
	●	3. Develop roadmap to achieving clinical data sharing and interoperable systems across PPS network	N/A	3/31/2016	Completed	Pass (with Exception) & Ongoing	
		The IA does not consider this milestone complete. The PPS failed to provide evidence of a formal Board approval. In order to complete this milestone the PPS must obtain official Board approval of the Clinical Data Sharing and Interoperable Roadmap.					
	●	4. Develop a specific plan for engaging attributed members in Qualifying Entities	N/A	9/30/2016	In Process	Pass & Ongoing	
	●	5. Develop a data security and confidentiality plan.	N/A	6/30/2016	In Process	Pass & Ongoing	
Additional IT Systems and Processes Topic Areas	●	Major Risks to Implementation & Risk Mitigation Strategies	N/A	N/A	In Process	Pass & Ongoing	N/A
	●	Major Dependencies on Organizational Workstreams	N/A	N/A	In Process	Pass & Ongoing	
	●	Roles and Responsibilities	N/A	N/A	In Process	Pass & Ongoing	
	●	Key Stakeholders	N/A	N/A	In Process	Pass & Ongoing	



Save & Return

Print

Achievement Value (AV) Scorecard DY1, Q4 January 1, 2016 - March 31, 2016
Suffolk County Collaborative - Domain 1 Organizational AVs

		Progress Reporting	N/A	N/A	In Process	Pass & Ongoing	
Total							0

Section 06 - Performance Reporting							
Process Measure	AV Driving	Milestone	Required Due Date	Committed Due Date	Milestone Status	Reviewer Status	AV Awarded
Performance Reporting		1. Establish reporting structure for PPS-wide performance reporting and communication.	N/A	9/30/2015	Completed	Pass & Complete	N/A
		2. Develop training program for organizations and individuals throughout the network, focused on clinical quality and performance reporting.	N/A	3/31/2016	Completed	Pass & Complete	N/A
		Major Risks to Implementation & Risk Mitigation Strategies	N/A	N/A	In Process	Pass & Ongoing	
		Major Dependencies on Organizational Workstreams	N/A	N/A	In Process	Pass & Ongoing	



Save & Return

Print

Achievement Value (AV) Scorecard DY1, Q4 January 1, 2016 - March 31, 2016
Suffolk County Collaborative - Domain 1 Organizational AVs

Additional Performance Reporting Topic Areas	●	Roles and Responsibilities	N/A	N/A	In Process	Pass & Ongoing	N/A
	●	Key Stakeholders	N/A	N/A	In Process	Pass & Ongoing	
	●	IT Expectations	N/A	N/A	In Process	Pass & Ongoing	
	●	Progress Reporting	N/A	N/A	In Process	Pass & Ongoing	
Total							0

Section 07 - Practitioner Engagement							
Process Measure	AV Driving	Milestone	Required Due Date	Committed Due Date	Milestone Status	Reviewer Status	AV Awarded
Practitioner Engagement	●	1. Develop Practitioners communication and engagement plan.	N/A	3/31/2016	Completed	Pass & Complete	N/A
	●	2. Develop training / education plan targeting practioners and other professional groups, designed to educate them about the DSRIP program and your PPS-specific quality improvement agenda.	N/A	3/31/2016	Completed	Pass & Complete	



Save & Return

Print

Achievement Value (AV) Scorecard DY1, Q4 January 1, 2016 - March 31, 2016
Suffolk County Collaborative - Domain 1 Organizational AVs

Additional Practitioner Engagement Topic Areas	●	Major Risks to Implementation & Risk Mitigation Strategies	N/A	N/A	In Process	Pass & Ongoing	N/A	
	●	Major Dependencies on Organizational Workstreams	N/A	N/A	In Process	Pass & Ongoing		
	●	Roles and Responsibilities	N/A	N/A	In Process	Pass & Ongoing		
	●	Key Stakeholders	N/A	N/A	In Process	Pass & Ongoing		
●	IT Expectations	N/A	N/A	In Process	Pass & Ongoing			
●	Progress Reporting	N/A	N/A	In Process	Pass & Ongoing			
Total							0	

Section 08 - Population Health Management

Process Measure	AV Driving	Milestone	Required Due Date	Committed Due Date	Milestone Status	Reviewer Status	AV Awarded
-----------------	------------	-----------	-------------------	--------------------	------------------	-----------------	------------



Save & Return

Print

*Achievement Value (AV) Scorecard DY1, Q4 January 1, 2016 - March 31, 2016
Suffolk County Collaborative - Domain 1 Organizational AVs*

Population Health	●	1. Develop population health management roadmap.	N/A	9/30/2016	In Process	Pass & Ongoing	N/A
Population Health	●	2. Finalize PPS-wide bed reduction plan.	N/A	3/31/2017	In Process	Pass & Ongoing	N/A
Additional Population Health Topic Areas	●	Major Risks to Implementation & Risk Mitigation Strategies	N/A	N/A	In Process	Pass & Ongoing	N/A
	●	Major Dependencies on Organizational Workstreams	N/A	N/A	In Process	Pass & Ongoing	
	●	Roles and Responsibilities	N/A	N/A	In Process	Pass & Ongoing	
Additional Population Health Topic Areas	●	Key Stakeholders	N/A	N/A	In Process	Pass & Ongoing	
Additional Population Health Topic Areas	●	IT Expectations	N/A	N/A	In Process	Pass & Ongoing	
Additional Population Health Topic Areas	●	Progress Reporting	N/A	N/A	In Process	Pass & Ongoing	



Save & Return

Print

Achievement Value (AV) Scorecard DY1, Q4 January 1, 2016 - March 31, 2016
Suffolk County Collaborative - Domain 1 Organizational AVs

Total							0

Section 09 - Clinical Integration							
Process Measure	AV Driving	Milestone	Required Due Date	Committed Due Date	Milestone Status	Reviewer Status	AV Awarded
Clinical Integration	●	1. Perform a clinical integration 'needs assessment'.	N/A	3/31/2016	Completed	Pass & Complete	N/A
	●	2. Develop a Clinical Integration strategy.	N/A	6/30/2016	In Process	Pass & Ongoing	N/A
Additional Clinical Integration Topic Areas	●	Major Risks to Implementation & Risk Mitigation Strategies	N/A	N/A	In Process	Pass & Ongoing	N/A
	●	Major Dependencies on Organizational Workstreams	N/A	N/A	In Process	Pass & Ongoing	
	●	Roles and Responsibilities	N/A	N/A	In Process	Pass & Ongoing	
	●	Key Stakeholders	N/A	N/A	In Process	Pass & Ongoing	



Save & Return

Print

*Achievement Value (AV) Scorecard DY1, Q4 January 1, 2016 - March 31, 2016
Suffolk County Collaborative - Domain 1 Organizational AVs*

	●	IT Expectations	N/A	N/A	In Process	Pass & Ongoing	
	●	Progress Reporting	N/A	N/A	In Process	Pass & Ongoing	
Total							0



Save & Return

Print

Achievement Value (AV) Scorecard DY1, Q4 January 1, 2016 - March 31, 2016
Suffolk County Collaborative AV Adjustments

AV Adjustment Scoresheet								
Adjustment	AVs Per Project	Total Projects Selected	Total AVs Available	Total AVs Awarded		Adjusted AVs	Net AVs Awarded	
				Net Awarded	Percentage AV		Net Awarded	Percentage AV
Organizational Adjustments (applied to all projects)	5.00	11.00	55.00	55.00	100%	0.00	55.00	100%
Project Adjustments (applied to one project only)	Various	11.00	120.00	120.00	100%	0.00	120.00	100%
Total			175.00	175.00	100%	0.00	175.00	100%

Hide Reviewer Comments

Organizational

Project Adjustments

No AV Adjustments	
●	<i>Please note that there are no AV adjustments for Suffolk County Collaborative in DY1, Q4</i>





Save & Return

Print

Achievement Value (AV) Scorecard DY1, Q4 January 1, 2016 - March 31, 2016
Suffolk County Collaborative - Project 2.a.i

Project Snapshot	
Project Domain	System Transformation Projects (Domain 2)
Project ID	2.a.i
Project Title	Create an Integrated Delivery System focused on Evidence Based Medicine and Population Health Management

Payment Snapshot	
Payment Available (DY1)	\$ 4,206,215.58
DY1 Initial Payment	\$ 2,523,729.35
DY1 Q2 Payment Earned	\$ 841,243.12
DY1 Payment Not Earned to Date	\$ (0.00)
DY1 Funding Remaining	\$ 841,243.12
Funding Available for Distribution DY1Q4	\$ 841,243.12

2.a.i Scoresheet									
Domain	Component	Review Status	AVs Available	Net AVs Awarded	Percentage AV	Domain Funding % (DY1)	Domain Funding % (DY1, Q4)	Payment Available (\$)	Net Payment Earned (\$)
Domain 1	Domain 1 Organizational	Complete	5.00	5.00	100%	80%	10%	420,622	420,622
	Project Implementation Speed	N/A	0.00	0.00	0%				
	Patient Engagement Speed	N/A	0.00	0.00	0%				
Domain 1 Subtotal			5.00	5.00	100%	80%	10%	420,622	420,622
Domain 2	Domain 2 Pay for Reporting (P4R)	Complete	14.00	14.00	100%	20%	10%	420,622	420,622
	Domain 2 Pay for Performance (P4P)	N/A	N/A	N/A	N/A	0%	0%	-	-
Domain 2 Subtotal			14.00	14.00	100%	20%	10%	420,622	420,622
Total		Complete	19.00	19.00	100%	100%	20%	841,243	841,243

Total Project 2.a.i AVs Awarded: 19 out of 19

Hide Reviewer Comments

Domain 1 Project Milestones - Project 2.a.i						
AV Driving	Project Requirement and Metric/Deliverable	Required Due Date	Committed Due Date	Milestone Status	Reviewer Status	AVs Awarded
●	Module 1 - Major risks to implementation and mitigation strategies	Ongoing	N/A	In Process	Pass & Ongoing	N/A



Save & Return

Print

Achievement Value (AV) Scorecard DY1, Q4 January 1, 2016 - March 31, 2016
Suffolk County Collaborative - Project 2.a.i

Total						0.00
Domain 1 Project Prescribed Milestones - Project 2.a.i						
AV Driving	Project Requirement and Metric/Deliverable	Required Due Date	Committed Due Date	Milestone Status	Reviewer Status	AVs Awarded
●	1. All PPS providers must be included in the Integrated Delivery System. The IDS should include all medical, behavioral, post-acute, long-term care, and community-based service providers within the PPS network; additionally, the IDS structure must include payers and social service organizations, as necessary to support its strategy.	03/31/2018	03/31/2018	In Process	Pass & Ongoing	N/A
●	2. Utilize partnering HH and ACO population health management systems and capabilities to implement the PPS' strategy towards evolving into an IDS.	3/31/2017	3/31/2017	In Process	Pass & Ongoing	N/A
●	3. Ensure patients receive appropriate health care and community support, including medical and behavioral health, post-acute care, long term care and public health services.	3/31/2017	3/31/2017	In Process	Pass & Ongoing	N/A



Save & Return

Print

Achievement Value (AV) Scorecard DY1, Q4 January 1, 2016 - March 31, 2016 Suffolk County Collaborative - Project 2.a.i

●	4. Ensure that all PPS safety net providers are actively sharing EHR systems with local health information exchange/RHIO/SHIN-NY and sharing health information among clinical partners, including directed exchange (secure messaging), alerts and patient record look up, by the end of Demonstration Year (DY) 3.	3/31/2018	3/31/2018	In Process	Pass & Ongoing	N/A
●	5. Ensure that EHR systems used by participating safety net providers meet Meaningful Use and PCMH Level 3 standards and/or APCM by the end of Demonstration Year 3.	3/31/2018	3/31/2018	In Process	Pass & Ongoing	N/A
●	6. Perform population health management by actively using EHRs and other IT platforms, including use of targeted patient registries, for all participating safety net providers.	3/31/2017	3/31/2017	In Process	Pass & Ongoing	N/A
●	7. Achieve 2014 Level 3 PCMH primary care certification and/or meet state-determined criteria for Advanced Primary Care Models for all participating PCPs, expand access to primary care providers, and meet EHR Meaningful Use standards by the end of DY 3.	3/31/2018	3/31/2018	In Process	Pass & Ongoing	N/A
●	8. Contract with Medicaid Managed Care Organizations and other payers, as appropriate, as an integrated system and establish value-based payment arrangements.	3/31/2018	3/31/2018	In Process	Pass & Ongoing	N/A
●	9. Establish monthly meetings with Medicaid MCOs to discuss utilization trends, performance issues, and payment reform.	3/31/2017	3/31/2017	In Process	Pass & Ongoing	N/A



Save & Return

Print

Achievement Value (AV) Scorecard DY1, Q4 January 1, 2016 - March 31, 2016
Suffolk County Collaborative - Project 2.a.i

●	10. Re-enforce the transition towards value-based payment reform by aligning provider compensation to patient outcomes.	3/31/2018	3/31/2018	In Process	Pass & Ongoing	N/A
●	11. Engage patients in the integrated delivery system through outreach and navigation activities, leveraging community health workers, peers, and culturally competent community-based organizations, as	3/31/2018	3/31/2018	In Process	Pass & Ongoing	N/A
Total						0.00

Domain 2 Pay for Performance and Pay for Reporting - Project 2.a.i (all Milestones are P4R in DY1)			
AV Driving	Measure	Reviewer Status	AVs Awarded
●	Adult Access to Preventive or Ambulatory Care - 20 to 44 years	Pass & Ongoing	0.3333333
●	Adult Access to Preventive or Ambulatory Care - 45 to 64 years	Pass & Ongoing	0.3333333
●	Adult Access to Preventive or Ambulatory Care - 65 and older	Pass & Ongoing	0.3333333
●	CAHPS Measures - Care Coordination with provider up-to-date about care received from other providers	Pass & Ongoing	1
●	Children's Access to Primary Care- 12 to 24 months	Pass & Ongoing	0.25



Save & Return

Print

Achievement Value (AV) Scorecard DY1, Q4 January 1, 2016 - March 31, 2016
Suffolk County Collaborative - Project 2.a.i

●	Children's Access to Primary Care- 25 months to 6 years	Pass & Ongoing	0.25
●	Children's Access to Primary Care- 7 to 11 years	Pass & Ongoing	0.25
●	Children's Access to Primary Care- 12 to 19 years	Pass & Ongoing	0.25
●	Getting Timely Appointments, Care and information (Q6, 8, 10, and 12)	Pass & Ongoing	0.5
●	Helpful, Courteous, and Respectful Office Staff (Q24 and 25)	Pass & Ongoing	0.5
●	H-CAHPS – Care Transition Metrics	Pass & Ongoing	1
●	Medicaid Spending on ER and Inpatient Services ±	Pass & Ongoing	1
●	Medicaid spending on Primary Care and community based behavioral health care	Pass & Ongoing	1



Save & Return

Print

Achievement Value (AV) Scorecard DY1, Q4 January 1, 2016 - March 31, 2016
Suffolk County Collaborative - Project 2.a.i

●	PDI 90– Composite of all measures +/-	Pass & Ongoing	1
●	Percent of eligible providers with participating agreements with RHIOs, meeting Meaningful Use criteria and able to participate in bidirectional exchange	Pass & Ongoing	1
●	Percent of PCP meeting PCMH (NCQA) or Advance Primary Care (SHIP) standards	Pass & Ongoing	1
●	Percent of total Medicaid provider reimbursement received through sub-capitation or other forms of non-FFS reimbursement	Pass & Ongoing	NA
●	Potentially Avoidable Emergency Room Visits	Pass & Ongoing	1
●	Potentially Avoidable Readmissions	Pass & Ongoing	1
●	PQI 90 – Composite of all measures +/-	Pass & Ongoing	1
●	Primary Care - Length of Relationship - Q3	Pass & Ongoing	0.5



Achievement Value (AV) Scorecard DY1, Q4 January 1, 2016 - March 31, 2016
Suffolk County Collaborative - Project 2.a.i

Save & Return

Print

	Primary Care - Usual Source of Care - Q2	Pass & Ongoing	0.5
	Total		14.00



Save & Return

Print

Achievement Value (AV) Scorecard DY1, Q4 January 1, 2016 - March 31, 2016
Suffolk County Collaborative - Project 2.b.iv

Project Snapshot	
Project Domain	System Transformation Projects (Domain 2)
Project ID	2.b.iv
Project Title	Care transitions intervention patients with a care transition plan developed prior to discharge.

Payment Snapshot	
Payment Available (DY1)	\$ 3,229,772.67
DY1 Initial Payment	\$ 1,937,863.60
DY1 Q2 Payment Earned	\$ 645,954.53
DY1 Payment Not Earned to Date	\$ (0.00)
DY1 Funding Remaining	\$ 645,954.53
Funding Available for Distribution DY1Q4	\$ 645,954.53

2.b.iv Scoresheet									
Domain	Component	Review Status	AVs Available	Net AVs Awarded	Percentage AV	Domain Funding % (DY1)	Domain Funding % (DY1, Q4)	Payment Available (\$)	Net Payment Earned (\$)
Domain 1	Domain 1 Organizational	Complete	5.00	5.00	100%	80%	10%	322,977	322,977
	Project Implementation Speed	N/A	0.00	0.00	0%				
	Patient Engagement Speed	Complete	1.00	1.00	100%				
Domain 1 Subtotal			6.00	6.00	100%	80%	10%	322,977	322,977
Domain 2	Domain 2 Pay for Reporting (P4R)	Complete	14.00	14.00	100%	20%	10%	322,977	322,977
	Domain 2 Pay for Performance (P4P)	N/A	N/A	N/A	N/A	0%	0%	-	-
Domain 2 Subtotal			14.00	14.00	100%	20%	10%	322,977	322,977
Total		Complete	20.00	20.00	100%	100%	20%	645,955	645,955

Total Project 2.b.iv AVs Awarded: 20 out of 20

Hide Reviewer Comments

Domain 1 Project Milestones - Project 2.b.iv						
AV Driving	Project Requirement and Metric/Deliverable	Required Due Date	Committed Due Date	Milestone Status	Reviewer Status	AVs Awarded
	Module 1 - Major risks to implementation and mitigation strategies	Ongoing	N/A	In Process	Pass & Ongoing	N/A



Save & Return

Print

Achievement Value (AV) Scorecard DY1, Q4 January 1, 2016 - March 31, 2016
Suffolk County Collaborative - Project 2.b.iv

●	Module 3 - Patient Engagement Speed	Ongoing	N/A	In Process	Pass & Ongoing	1
Total						1.00

Domain 1 Project Prescribed Milestones - Project 2.b.iv						
AV Driving	Project Requirement and Metric/Deliverable	Required Due Date	Committed Due Date	Milestone Status	Reviewer Status	AVs Awarded
●	1. Develop standardized protocols for a Care Transitions Intervention Model with all participating hospitals, partnering with a home care service or other appropriate community agency.	3/31/2017	3/31/2017	In Process	Pass & Ongoing	N/A
●	2. Engage with the Medicaid Managed Care Organizations and Health Homes to develop transition of care protocols that will ensure appropriate post-discharge protocols are followed.	3/31/2017	3/31/2017	In Process	Pass & Ongoing	N/A
●	3. Ensure required social services participate in the project.	3/31/2017	3/31/2017	In Process	Pass & Ongoing	N/A



Save & Return

Print

Achievement Value (AV) Scorecard DY1, Q4 January 1, 2016 - March 31, 2016
Suffolk County Collaborative - Project 2.b.iv

●	4. Transition of care protocols will include early notification of planned discharges and the ability of the transition care manager to visit the patient in the hospital to develop the transition of care services.	3/31/2017	3/31/2017	In Process	Pass & Ongoing	N/A
●	5. Protocols will include care record transitions with timely updates provided to the members' providers, particularly primary care provider.	3/31/2017	3/31/2017	In Process	Pass & Ongoing	N/A
●	6. Ensure that a 30-day transition of care period is established.	3/31/2017	3/31/2017	In Process	Pass & Ongoing	N/A
●	7. Use EHRs and other technical platforms to track all patients engaged in the project.	3/31/2017	3/31/2017	In Process	Pass & Ongoing	N/A
Total						0.00

Domain 2 Pay for Performance and Pay for Reporting - Project 2.b.iv (all Milestones are P4R in DY1)			
AV Driving	Measure	Reviewer Status	AVs Awarded
●	Adult Access to Preventive or Ambulatory Care - 20 to 44 years	Pass & Ongoing	0.3333333
●	Adult Access to Preventive or Ambulatory Care - 45 to 64 years	Pass & Ongoing	0.3333333



Save & Return

Print

Achievement Value (AV) Scorecard DY1, Q4 January 1, 2016 - March 31, 2016
Suffolk County Collaborative - Project 2.b.iv

●	Adult Access to Preventive or Ambulatory Care - 65 and older	Pass & Ongoing	0.3333333
●	CAHPS Measures - Care Coordination with provider up-to-date about care received from other providers	Pass & Ongoing	1
●	Children's Access to Primary Care- 12 to 19 years	Pass & Ongoing	0.25
●	Children's Access to Primary Care- 12 to 24 months	Pass & Ongoing	0.25
●	Children's Access to Primary Care- 25 months to 6 years	Pass & Ongoing	0.25
●	Children's Access to Primary Care- 7 to 11 years	Pass & Ongoing	0.25
●	Getting Timely Appointments, Care and information (Q6, 8, 10, and 12)	Pass & Ongoing	0.5
●	Helpful, Courteous, and Respectful Office Staff (Q24 and 25)	Pass & Ongoing	0.5



Save & Return

Print

Achievement Value (AV) Scorecard DY1, Q4 January 1, 2016 - March 31, 2016
Suffolk County Collaborative - Project 2.b.iv

●	H-CAHPS – Care Transition Metrics	Pass & Ongoing	1
●	Medicaid Spending on ER and Inpatient Services ±	Pass & Ongoing	1
●	Medicaid spending on Primary Care and community based behavioral health care	Pass & Ongoing	1
●	PDI 90– Composite of all measures +/-	Pass & Ongoing	1
●	Percent of eligible providers with participating agreements with RHIOs, meeting Meaningful Use criteria and able to participate in bidirectional exchange	Pass & Ongoing	1
●	Percent of PCP meeting PCMH (NCQA) or Advance Primary Care (SHIP) standards	Pass & Ongoing	1
●	Percent of total Medicaid provider reimbursement received through sub-capitation or other forms of non-FFS reimbursement	Pass & Ongoing	NA



Save & Return

Print

*Achievement Value (AV) Scorecard DY1, Q4 January 1, 2016 - March 31, 2016
Suffolk County Collaborative - Project 2.b.iv*

●	Potentially Avoidable Emergency Room Visits	Pass & Ongoing	1
●	Potentially Avoidable Readmissions	Pass & Ongoing	1
●	PQI 90 – Composite of all measures +/-	Pass & Ongoing	1
●	Primary Care - Length of Relationship - Q3	Pass & Ongoing	0.5
●	Primary Care - Usual Source of Care - Q2	Pass & Ongoing	0.5
Total			14.00



Save & Return

Print

Achievement Value (AV) Scorecard DY1, Q4 January 1, 2016 - March 31, 2016

Suffolk County Collaborative - Project 2.b.ix

Project Snapshot	
Project Domain	System Transformation Projects (Domain 2)
Project ID	2.b.ix
Project Title	Implementation of observational programs in hospitals

Payment Snapshot	
Payment Available (DY1)	\$ 2,703,995.73
DY1 Initial Payment	\$ 1,622,397.44
DY1 Q2 Payment Earned	\$ 540,799.15
DY1 Payment Not Earned to Date	\$ 0.00
DY1 Funding Remaining	\$ 540,799.15
Funding Available for Distribution DY1Q4	\$ 540,799.15

2.b.ix Scoresheet									
Domain	Component	Review Status	AVs Available	Net AVs Awarded	Percentage AV	Domain Funding % (DY1)	Domain Funding % (DY1, Q4)	Payment Available (\$)	Net Payment Earned (\$)
Domain 1	Domain 1 Organizational	Complete	5.00	5.00	100%	80%	10%	270,400	270,400
	Project Implementation Speed	N/A	0.00	0.00	0%				
	Patient Engagement Speed	Complete	1.00	1.00	100%				
Domain 1 Subtotal			6.00	6.00	100%	80%	10%	270,400	270,400
Domain 2	Domain 2 Pay for Reporting (P4R)	Complete	14.00	14.00	100%	20%	10%	270,400	270,400
	Domain 2 Pay for Performance (P4P)	N/A	N/A	N/A	N/A	0%	0%	-	-
Domain 2 Subtotal			14.00	14.00	100%	20%	10%	270,400	270,400
Total		Complete	20.00	20.00	100%	100%	20%	540,799	540,799

Total Project 2.b.ix AVs Awarded: 20 out of 20

Hide Reviewer Comments

Domain 1 Project Milestones - Project 2.b.ix						
AV Driving	Project Requirement and Metric/Deliverable	Required Due Date	Committed Due Date	Milestone Status	Reviewer Status	AVs Awarded
	Module 1 - Major risks to implementation and mitigation strategies	Ongoing	N/A	In Process	Pass & Ongoing	N/A



Save & Return

Print

Achievement Value (AV) Scorecard DY1, Q4 January 1, 2016 - March 31, 2016
Suffolk County Collaborative - Project 2.b.ix

	Module 3 - Patient Engagement Speed	Ongoing	N/A	In Process	Pass & Ongoing	1
Total						1.00

Domain 1 Project Prescribed Milestones - Project 2.b.ix						
AV Driving	Project Requirement and Metric/Deliverable	Required Due Date	Committed Due Date	Milestone Status	Reviewer Status	AVs Awarded
	1. Establish appropriately sized and staffed observation (OBS) units in close proximity to ED services, unless the services required are better provided in another unit. When the latter occurs, care coordination must still be provided.	09/30/2017	09/30/2017	In Process	Pass & Ongoing	N/A
	2. Create clinical and financial model to support the need for the unit.	09/30/2017	09/30/2017	In Process	Pass & Ongoing	N/A
	3. Utilize care coordination services to ensure safe discharge either to the community or a step down level of service, such as behavioral health or assisted living/SNF.	3/31/2017	3/31/2017	In Process	Pass & Ongoing	N/A



Save & Return

Print

Achievement Value (AV) Scorecard DY1, Q4 January 1, 2016 - March 31, 2016
Suffolk County Collaborative - Project 2.b.ix

●	4. Ensure that all PPS safety net providers are actively sharing EHR systems with local health information exchange/RHIO/SHIN-NY and sharing health information among clinical partners, including Direct exchange (secure messaging), alerts and patient record look up by the end of Demonstration Year (DY) 3.	3/31/2018	3/31/2018	In Process	Pass & Ongoing	N/A
●	5. Use EHRs and other technical platforms to track all patients engaged in the project.	3/31/2017	3/31/2017	In Process	Pass & Ongoing	N/A
Total						0.00

Domain 2 Pay for Performance and Pay for Reporting - Project 2.b.ix (all Milestones are P4R in DY1)			
AV Driving	Measure	Reviewer Status	AVs Awarded
●	Adult Access to Preventive or Ambulatory Care - 20 to 44 years	Pass & Ongoing	0.3333333
●	Adult Access to Preventive or Ambulatory Care - 45 to 64 years	Pass & Ongoing	0.3333333
●	Adult Access to Preventive or Ambulatory Care - 65 and older	Pass & Ongoing	0.3333333
●	CAHPS Measures - Care Coordination with provider up-to-date about care received from other providers	Pass & Ongoing	1



Save & Return

Print

Achievement Value (AV) Scorecard DY1, Q4 January 1, 2016 - March 31, 2016
Suffolk County Collaborative - Project 2.b.ix

●			
●	Children's Access to Primary Care- 12 to 19 years	Pass & Ongoing	0.25
●	Children's Access to Primary Care- 12 to 24 months	Pass & Ongoing	0.25
●	Children's Access to Primary Care- 25 months to 6 years	Pass & Ongoing	0.25
●	Children's Access to Primary Care- 7 to 11 years	Pass & Ongoing	0.25
●	Getting Timely Appointments, Care and information (Q6, 8, 10, and 12)	Pass & Ongoing	0.5
●	Helpful, Courteous, and Respectful Office Staff (Q24 and 25)	Pass & Ongoing	0.5
●	H-CAHPS – Care Transition Metrics	Pass & Ongoing	1



Save & Return

Print

Achievement Value (AV) Scorecard DY1, Q4 January 1, 2016 - March 31, 2016
Suffolk County Collaborative - Project 2.b.ix

●	Medicaid Spending on ER and Inpatient Services ±	Pass & Ongoing	1
●	Medicaid spending on Primary Care and community based behavioral health care	Pass & Ongoing	1
●	PDI 90- Composite of all measures +/-	Pass & Ongoing	1
●	Percent of eligible providers with participating agreements with RHIOs, meeting Meaningful Use criteria and able to participate in bidirectional exchange	Pass & Ongoing	1
●	Percent of PCP meeting PCMH (NCQA) or Advance Primary Care (SHIP) standards	Pass & Ongoing	1
●	Percent of total Medicaid provider reimbursement received through sub-capitation or other forms of non-FFS reimbursement	Pass & Ongoing	NA
●	Potentially Avoidable Emergency Room Visits	Pass & Ongoing	1
●	Potentially Avoidable Readmissions	Pass & Ongoing	1



Save & Return

Print

*Achievement Value (AV) Scorecard DY1, Q4 January 1, 2016 - March 31, 2016
Suffolk County Collaborative - Project 2.b.ix*

	PQI 90 – Composite of all measures +/-	Pass & Ongoing	1
	Primary Care - Length of Relationship - Q3	Pass & Ongoing	0.5
	Primary Care - Usual Source of Care - Q2	Pass & Ongoing	0.5
Total			14.00



Save & Return

Print

Achievement Value (AV) Scorecard DY1, Q4 January 1, 2016 - March 31, 2016
Suffolk County Collaborative - Project 2.b.vii

Project Snapshot	
Project Domain	System Transformation Projects (Domain 2)
Project ID	2.b.vii
Project Title	Implementing the INTERACT project (inpatient transfer avoidance program for SNF)

Payment Snapshot	
Payment Available (DY1)	\$ 3,079,550.69
DY1 Initial Payment	\$ 1,847,730.41
DY1 Q2 Payment Earned	\$ 615,910.14
DY1 Payment Not Earned to Date	0.00
DY1 Funding Remaining	\$ 615,910.14
Funding Available for Distribution DY1Q4	\$ 615,910.14

2.b.vii Scoresheet									
Domain	Component	Review Status	AVs Available	Net AVs Awarded	Percentage AV	Domain Funding % (DY1)	Domain Funding % (DY1, Q4)	Payment Available (\$)	Net Payment Earned (\$)
Domain 1	Domain 1 Organizational	Complete	5.00	5.00	100%	80%	10%	307,955	307,955
	Project Implementation Speed	N/A	0.00	0.00	0%				
	Patient Engagement Speed	Complete	1.00	1.00	100%				
Domain 1 Subtotal			6.00	6.00	100%	80%	10%	307,955	307,955
Domain 2	Domain 2 Pay for Reporting (P4R)	Complete	14.00	14.00	100%	20%	10%	307,955	307,955
	Domain 2 Pay for Performance (P4P)	N/A	N/A	N/A	N/A	0%	0%	-	-
Domain 2 Subtotal			14.00	14.00	100%	20%	10%	307,955	307,955
Total			20.00	20.00	100%	100%	20%	615,910	615,910

Total Project 2.b.vii AVs Awarded: 20 out of 20

Hide Reviewer Comments

Domain 1 Project Milestones - Project 2.b.vii						
AV Driving	Project Requirement and Metric/Deliverable	Required Due Date	Committed Due Date	Milestone Status	Reviewer Status	AVs Awarded
	Module 1 - Major risks to implementation and mitigation strategies	Ongoing	N/A	In Process	Pass & Ongoing	N/A



Save & Return

Print

Achievement Value (AV) Scorecard DY1, Q4 January 1, 2016 - March 31, 2016
Suffolk County Collaborative - Project 2.b.vii

	Module 3 - Patient Engagement Speed	Ongoing	N/A	In Process	Pass & Ongoing	1
Total						1.00

Domain 1 Project Prescribed Milestones - Project 2.b.vii

AV Driving	Project Requirement and Metric/Deliverable	Required Due Date	Committed Due Date	Milestone Status	Reviewer Status	AVs Awarded
	1. Implement INTERACT at each participating SNF, demonstrated by active use of the INTERACT 3.0 toolkit and other resources available at http://interact2.net .	3/31/2017	3/31/2017	In Process	Pass & Ongoing	N/A
	2. Identify a facility champion who will engage other staff and serve as a coach and leader of INTERACT program.	3/31/2017	3/31/2017	In Process	Pass & Ongoing	N/A
	3. Implement care pathways and other clinical tools for monitoring chronically ill patients, with the goal of early identification of potential instability and intervention to avoid hospital transfer.	3/31/2017	3/31/2017	In Process	Pass & Ongoing	N/A
	4. Educate all staff on care pathways and INTERACT principles.	3/31/2017	3/31/2017	In Process	Pass & Ongoing	N/A



Save & Return

Print

Achievement Value (AV) Scorecard DY1, Q4 January 1, 2016 - March 31, 2016
Suffolk County Collaborative - Project 2.b.vii

●	5. Implement Advance Care Planning tools to assist residents and families in expressing and documenting their wishes for near end of life and end of life care.	3/31/2017	3/31/2017	In Process	Pass & Ongoing	N/A
●	6. Create coaching program to facilitate and support implementation.	3/31/2017	3/31/2017	In Process	Pass & Ongoing	N/A
●	7. Educate patient and family/caretakers, to facilitate participation in planning of care.	3/31/2017	3/31/2017	In Process	Pass & Ongoing	N/A
●	8. Establish enhanced communication with acute care hospitals, preferably with EHR and HIE connectivity.	3/31/2018	3/31/2018	In Process	Pass & Ongoing	N/A
●	9. Measure outcomes (including quality assessment/root cause analysis of transfer) in order to identify additional interventions.	3/31/2017	3/31/2017	In Process	Pass & Ongoing	N/A
●	10. Use EHRs and other technical platforms to track all patients engaged in the project.	3/31/2017	3/31/2017	In Process	Pass & Ongoing	N/A
Total						0.00

Domain 2 Pay for Performance and Pay for Reporting - Project 2.b.vii (all Milestones are P4R in DY1)



Save & Return

Print

*Achievement Value (AV) Scorecard DY1, Q4 January 1, 2016 - March 31, 2016
Suffolk County Collaborative - Project 2.b.vii*

AV Driving	Measure	Reviewer Status	AVs Awarded
●	Adult Access to Preventive or Ambulatory Care - 20 to 44 years	Pass & Ongoing	0.3333333
●	Adult Access to Preventive or Ambulatory Care - 45 to 64 years	Pass & Ongoing	0.3333333
●	Adult Access to Preventive or Ambulatory Care - 65 and older	Pass & Ongoing	0.3333333
●	CAHPS Measures - Care Coordination with provider up-to-date about care received from other providers	Pass & Ongoing	1
●	Children's Access to Primary Care- 12 to 19 years	Pass & Ongoing	0.25
●	Children's Access to Primary Care- 12 to 24 months	Pass & Ongoing	0.25
●	Children's Access to Primary Care- 25 months to 6 years	Pass & Ongoing	0.25



Save & Return

Print

*Achievement Value (AV) Scorecard DY1, Q4 January 1, 2016 - March 31, 2016
Suffolk County Collaborative - Project 2.b.vii*

●	Children's Access to Primary Care- 7 to 11 years	Pass & Ongoing	0.25
●	Getting Timely Appointments, Care and information (Q6, 8, 10, and 12)	Pass & Ongoing	0.5
●	Helpful, Courteous, and Respectful Office Staff (Q24 and 25)	Pass & Ongoing	0.5
●	H-CAHPS – Care Transition Metrics	Pass & Ongoing	1
●	Medicaid Spending on ER and Inpatient Services ±	Pass & Ongoing	1
●	Medicaid spending on Primary Care and community based behavioral health care	Pass & Ongoing	1
●	PDI 90– Composite of all measures +/-	Pass & Ongoing	1
●	Percent of eligible providers with participating agreements with RHIOs, meeting Meaningful Use criteria and able to participate in bidirectional exchange	Pass & Ongoing	1



Save & Return

Print

Achievement Value (AV) Scorecard DY1, Q4 January 1, 2016 - March 31, 2016
Suffolk County Collaborative - Project 2.b.vii

●	Percent of PCP meeting PCMH (NCQA) or Advance Primary Care (SHIP) standards	Pass & Ongoing	1
●	Percent of total Medicaid provider reimbursement received through sub-capitation or other forms of non-FFS reimbursement	Pass & Ongoing	NA
●	Potentially Avoidable Emergency Room Visits	Pass & Ongoing	1
●	Potentially Avoidable Readmissions	Pass & Ongoing	1
●	PQI 90 – Composite of all measures +/-	Pass & Ongoing	1
●	Primary Care - Length of Relationship - Q3	Pass & Ongoing	0.5
●	Primary Care - Usual Source of Care - Q2	Pass & Ongoing	0.5
Total			14.00



Save & Return

Print

Achievement Value (AV) Scorecard DY1, Q4 January 1, 2016 - March 31, 2016
Suffolk County Collaborative - Project 2.d.i

Project Snapshot	
Project Domain	System Transformation Projects (Domain 2)
Project ID	2.d.i
Project Title	Implementation of Patient Activation Activities to Engage, Educate and Integrate the uninsured and low/non-utilizing Medicaid populations into Community Based Care

Payment Snapshot	
Payment Available (DY1)	\$ 2,938,873.84
DY1 Initial Payment	\$ 1,763,324.30
DY1 Q2 Payment Earned	\$ 587,774.77
DY1 Payment Not Earned to Date	\$ (0.00)
DY1 Funding Remaining	\$ 587,774.77
Funding Available for Distribution DY1Q4	\$ 587,774.77

2.d.i Scoresheet									
Domain	Component	Review Status	AVs Available	Net AVs Awarded	Percentage AV	Domain Funding % (DY1)	Domain Funding % (DY1, Q4)	Payment Available (\$)	Net Payment Earned (\$)
Domain 1	Domain 1 Organizational	Complete	5.00	5.00	100%	80%	10%	293,887	293,887
	Project Implementation Speed	N/A	0.00	0.00	0%				
	Patient Engagement Speed	Complete	1.00	1.00	100%				
Domain 1 Subtotal			6.00	6.00	100%	80%	10%	293,887	293,887
Domain 2	Domain 2 Pay for Reporting (P4R)	Complete	2.00	2.00	100%	20%	10%	293,887	293,887
	Domain 2 Pay for Performance (P4P)	N/A	N/A	N/A	N/A	0%	0%	-	-
Domain 2 Subtotal			2.00	2.00	100%	20%	10%	293,887	293,887
Total			8.00	8.00	100%	100%	20%	587,775	587,775

Total Project 2.d.i AVs Awarded: 8 out of 8

Hide Reviewer Comments

Domain 1 Project Milestones - Project 2.d.i						
AV Driving	Project Requirement and Metric/Deliverable	Required Due Date	Committed Due Date	Milestone Status	Reviewer Status	AVs Awarded
	Module 1 - Major risks to implementation and mitigation strategies	Ongoing	N/A	In Process	Pass & Ongoing	N/A



Save & Return

Print

Achievement Value (AV) Scorecard DY1, Q4 January 1, 2016 - March 31, 2016
Suffolk County Collaborative - Project 2.d.i

	Module 3 - Patient Engagement Speed	Ongoing	N/A	In Process	Pass & Ongoing	1
Total						1.00

Domain 1 Project Prescribed Milestones - Project 2.d.i						
AV Driving	Project Requirement and Metric/Deliverable	Required Due Date	Committed Due Date	Milestone Status	Reviewer Status	AVs Awarded
	1. Contract or partner with community-based organizations (CBOs) to engage target populations using PAM® and other patient activation techniques. The PPS must provide oversight and ensure that engagement is sufficient and appropriate.	9/30/2018	9/30/2018	In Process	Pass & Ongoing	N/A
	2. Establish a PPS-wide training team, comprised of members with training in PAM® and expertise in patient activation and engagement.	3/31/2017	3/31/2017	In Process	Pass & Ongoing	N/A
	3. Identify UI, NU, and LU “hot spot” areas (e.g., emergency rooms). Contract or partner with CBOs to perform outreach within the identified “hot spot” areas.	3/31/2017	3/31/2017	In Process	Pass & Ongoing	N/A



Save & Return

Print

Achievement Value (AV) Scorecard DY1, Q4 January 1, 2016 - March 31, 2016
Suffolk County Collaborative - Project 2.d.i

●	4. Survey the targeted population about healthcare needs in the PPS' region.	3/31/2017	3/31/2017	In Process	Pass & Ongoing	N/A
●	5. Train providers located within "hot spots" on patient activation techniques, such as shared decision-making, measurements of health literacy, and cultural competency.	9/30/2018	9/30/2018	In Process	Pass & Ongoing	N/A
●	6. Obtain list of PCPs assigned to NU and LU enrollees from MCOs. Along with the member's MCO and assigned PCP, reconnect beneficiaries to his/her designated PCP (see outcome measurements in	3/31/2017	3/31/2017	In Process	Pass & Ongoing	N/A
●	7. Baseline each beneficiary cohort (per method developed by state) to appropriately identify cohorts using PAM® during the first year of the project and again, at set intervals. Baselines, as well as intervals towards improvement, must be set for each cohort at the beginning of each performance period.	9/30/2018	9/30/2018	In Process	Pass & Ongoing	N/A
●	8. Include beneficiaries in development team to promote preventive care.	3/31/2017	3/31/2017	In Process	Pass & Ongoing	N/A
●	9. Measure PAM® components	3/31/2018	3/31/2018	In Process	Pass & Ongoing	N/A
●	10. Increase the volume of non-emergent (primary, behavioral, dental) care provided to UI, NU, and LU persons.	9/30/2018	9/30/2018	In Process	Pass & Ongoing	N/A



Save & Return

Print

Achievement Value (AV) Scorecard DY1, Q4 January 1, 2016 - March 31, 2016
Suffolk County Collaborative - Project 2.d.i

●	11. Contract or partner with CBOs to develop a group of community navigators who are trained in connectivity to healthcare coverage, community healthcare resources (including for primary and preventive services) and patient education.	9/30/2018	9/30/2018	In Process	Pass & Ongoing	N/A
●	12. Develop a process for Medicaid recipients and project participants to report complaints and receive customer service.	3/31/2017	3/31/2017	In Process	Pass & Ongoing	N/A
●	13. Train community navigators in patient activation and education, including how to appropriately assist project beneficiaries using the PAM®.	3/31/2017	3/31/2017	In Process	Pass & Ongoing	N/A
●	14. Ensure direct hand-offs to navigators who are prominently placed at "hot spots," partnered CBOs, emergency departments, or community events, so as to facilitate education regarding health insurance coverage, age-appropriate primary and preventive healthcare services	9/30/2018	9/30/2018	In Process	Pass & Ongoing	N/A
●	15. Inform and educate navigators about insurance options and healthcare resources available to UI, NU, and LU populations.	9/30/2018	9/30/2018	In Process	Pass & Ongoing	N/A
●	16. Ensure appropriate and timely access for navigators when attempting to establish primary and preventive services for a	9/30/2018	9/30/2018	In Process	Pass & Ongoing	N/A



Save & Return

Print

Achievement Value (AV) Scorecard DY1, Q4 January 1, 2016 - March 31, 2016
Suffolk County Collaborative - Project 2.d.i

●	17. Perform population health management by actively using EHRs and other IT platforms, including use of targeted patient registries, to track all patients engaged in the project.	3/31/2017	3/31/2017	In Process	Pass & Ongoing	N/A
Total						0.00

Domain 2 Pay for Performance and Pay for Reporting - Project 2.d.i (all Milestones are P4R in DY1)			
AV Driving	Measure	Reviewer Status	AVs Awarded
●	C&G CAHPS by PPS for uninsured- Getting timely appointments, care, and information	Pass & Ongoing	NA
●	C&G CAHPS by PPS for uninsured- Patients' rating of the provider (or doctor)	Pass & Ongoing	NA
●	C&G CAHPS by PPS for uninsured- How well providers (or doctors) communicate with patients	Pass & Ongoing	NA
●	C&G CAHPS by PPS for uninsured- Helpful, courteous, and respectful office staff	Pass & Ongoing	NA
●	ED use by uninsured	Pass & Ongoing	1



Save & Return

Print

*Achievement Value (AV) Scorecard DY1, Q4 January 1, 2016 - March 31, 2016
Suffolk County Collaborative - Project 2.d.i*

●	PAM Level	Pass & Ongoing	NA
Use of primary and preventive care services-- Percent of attributed Medicaid members with no claims history for primary care and preventive services in measurement year compared to same in baseline year			
●		Pass & Ongoing	1
Total			2.00



Save & Return

Print

Achievement Value (AV) Scorecard DY1, Q4 January 1, 2016 - March 31, 2016
Suffolk County Collaborative - Project 3.a.i

Project Snapshot	
Project Domain	Clinical Improvement Projects (Domain 3)
Project ID	3.a.i
Project Title	Integration of primary care and behavioral health services

Payment Snapshot	
Payment Available (DY1)	\$ 2,929,328.70
DY1 Initial Payment	\$ 1,757,597.22
DY1 Q2 Payment Earned	\$ 585,865.74
DY1 Payment Not Earned to Date	\$ (0.00)
DY1 Funding Remaining	\$ 585,865.74
Funding Available for Distribution DY1Q4	\$ 585,865.74

3.a.i Scoresheet									
Domain	Component	Review Status	AVs Available	Net AVs Awarded	Percentage AV	Domain Funding % (DY1)	Domain Funding % (DY1, Q4)	Payment Available (\$)	Net Payment Earned (\$)
Domain 1	Domain 1 Organizational	Complete	5.00	5.00	100%	80%	10%	292,933	292,933
	Project Implementation Speed	N/A	0.00	0.00	0%				
	Patient Engagement Speed	Complete	1.00	1.00	100%				
Domain 1 Subtotal			6.00	6.00	100%	80%	10%	292,933	292,933
Domain 3	Domain 3 Pay for Reporting (P4R)	Complete	10.00	10.00	100%	20%	10%	292,933	292,933
	Domain 3 Pay for Performance	N/A	N/A	N/A	N/A	0%	0%	-	-
Domain 3 Subtotal			10.00	10.00	100%	20%	10%	292,933	292,933
Total		Complete	16.00	16.00	100%	100%	20%	585,866	585,866

Hide Reviewer Comments

Total Project 3.a.i AVs Awarded: 16 out of 16

Domain 1 Project Milestones - Project 3.a.i						
AV Driving	Project Requirement and Metric/Deliverable	Required Due Date	Committed Due Date	Milestone Status	Reviewer Status	AVs Awarded
	Module 1 - Major risks to implementation and mitigation strategies	Ongoing	N/A	In Process	Pass & Ongoing	N/A



Save & Return

Print

Achievement Value (AV) Scorecard DY1, Q4 January 1, 2016 - March 31, 2016
Suffolk County Collaborative - Project 3.a.i

●	Module 3 - Patient Engagement Speed	Ongoing	N/A	In Process	Pass & Ongoing	1
Total						1

Domain 1 Project Prescribed Milestones - Project 3.a.i Models 1, 2 and 3

3.a.i Model 1 3.a.i Model 2 3.a.i Model 3

Model	AV Driving	Project Requirement and Metric/Deliverable	Required Due Date	Committed Due Date	Milestone Status	Reviewer Status	AVs Awarded
3.a.i Model 1	●	1. Co-locate behavioral health services at primary care practice sites. All participating primary care practices must meet 2014 NCQA level 3 PCMH or Advance Primary Care Model standards by DY 3.	3/31/2018	3/31/2018	In Process	Pass & Ongoing	N/A
	●	2. Develop collaborative evidence-based standards of care including medication management and care engagement process.	3/31/2017	3/31/2017	In Process	Pass & Ongoing	N/A



Save & Return

Print

Achievement Value (AV) Scorecard DY1, Q4 January 1, 2016 - March 31, 2016
Suffolk County Collaborative - Project 3.a.i

	●	3. Conduct preventive care screenings, including behavioral health screenings (PHQ-2 or 9 for those screening positive, SBIRT) implemented for all patients to identify unmet needs.	3/31/2018	3/31/2018	In Process	Pass & Ongoing	N/A
	●	4. Use EHRs or other technical platforms to track all patients engaged in this project.	3/31/2017	3/31/2017	In Process	Pass & Ongoing	N/A
3.a.i Model 2	●	5. Co-locate primary care services at behavioral health sites.	3/31/2018	3/31/2018	In Process	Pass & Ongoing	N/A
	●	6. Develop collaborative evidence-based standards of care including medication management and care engagement process.	3/31/2017	3/31/2017	In Process	Pass & Ongoing	N/A
	●	7. Conduct preventive care screenings, including behavioral health screenings (PHQ-2 or 9 for those screening positive, SBIRT) implemented for all patients to identify unmet needs.	3/31/2018	3/31/2018	In Process	Pass & Ongoing	N/A
	●	8. Use EHRs or other technical platforms to track all patients engaged in this project.	3/31/2017	3/31/2017	In Process	Pass & Ongoing	N/A
	●	9. Implement IMPACT Model at Primary Care Sites.	3/31/2018	3/31/2018	In Process	Pass & Ongoing	N/A



Save & Return

Print

Achievement Value (AV) Scorecard DY1, Q4 January 1, 2016 - March 31, 2016
Suffolk County Collaborative - Project 3.a.i

3.a.i Model 3	●							
	●	10. Utilize IMPACT Model collaborative care standards, including developing coordinated evidence-based care standards and policies and procedures for care engagement.	3/31/2017	3/31/2017	In Process	Pass & Ongoing	N/A	
	●	11. Employ a trained Depression Care Manager meeting requirements of the IMPACT model.	3/31/2017	3/31/2017	In Process	Pass & Ongoing	N/A	
	●	12. Designate a Psychiatrist meeting requirements of the IMPACT Model.	3/31/2017	3/31/2017	In Process	Pass & Ongoing	N/A	
	●	13. Measure outcomes as required in the IMPACT Model.	3/31/2018	3/31/2018	In Process	Pass & Ongoing	N/A	
●	14. Provide "stepped care" as required by the IMPACT Model.	3/31/2018	3/31/2018	In Process	Pass & Ongoing	N/A		
●	15. Use EHRs or other technical platforms to track all patients engaged in this project.	3/31/2017	3/31/2017	In Process	Pass & Ongoing	N/A		
Total							0	

Domain 3 Pay for Performance and Pay for Reporting - Project 3.a.i (all Milestones are P4R in DY1)



Save & Return

Print

*Achievement Value (AV) Scorecard DY1, Q4 January 1, 2016 - March 31, 2016
Suffolk County Collaborative - Project 3.a.i*

AV Driving	Measure	Reviewer Status	AVs Awarded
●	Adherence to Antipsychotic Medications for People with Schizophrenia	Pass & Ongoing	1
●	Antidepressant Medication Management - Effective Acute Phase Treatment	Pass & Ongoing	0.5
●	Antidepressant Medication Management - Effective Continuation Phase Treatment	Pass & Ongoing	0.5
●	Cardiovascular Monitoring for People with Cardiovascular Disease and Schizophrenia	Pass & Ongoing	1
●	Diabetes Monitoring for People with Diabetes and Schizophrenia	Pass & Ongoing	1
●	Diabetes Screening for People with Schizophrenia or Bipolar Disease who are Using Antipsychotic Medication	Pass & Ongoing	1
●	Follow-up after hospitalization for Mental Illness - within 30 days	Pass & Ongoing	0.5



Save & Return

Print

*Achievement Value (AV) Scorecard DY1, Q4 January 1, 2016 - March 31, 2016
Suffolk County Collaborative - Project 3.a.i*

●	Follow-up after hospitalization for Mental Illness - within 7 days	Pass & Ongoing	0.5
●	Follow-up care for Children Prescribed ADHD Medications - Continuation Phase	Pass & Ongoing	0.5
●	Follow-up care for Children Prescribed ADHD Medications - Initiation Phase	Pass & Ongoing	0.5
●	Engagement of Alcohol and Other Drug Dependence Treatment (initiation and 2 visits within 44 days)	Pass & Ongoing	0.5
●	Initiation of Alcohol and Other Drug Dependence Treatment (1 visit within 14 days)	Pass & Ongoing	0.5
●	Potentially Preventable Emergency Department Visits (for persons with BH diagnosis) ±	Pass & Ongoing	1
●	Screening for Clinical Depression and follow-up	Pass & Ongoing	1
Total			10



Save & Return

Print

Achievement Value (AV) Scorecard DY1, Q4 January 1, 2016 - March 31, 2016
Suffolk County Collaborative - Project 3.b.i

Project Snapshot	
Project Domain	Clinical Improvement Projects (Domain 3)
Project ID	3.b.i
Project Title	Evidence-based strategies for disease management in high risk/affected populations. (adult only)

Payment Snapshot	
Payment Available (DY1)	\$ 2,230,399.39
DY1 Initial Payment	\$ 1,338,239.63
DY1 Q2 Payment Earned	\$ 446,079.88
DY1 Payment Not Earned to Date	\$ (0.00)
DY1 Funding Remaining	\$ 446,079.88
Funding Available for Distribution DY1Q4	\$ 446,079.88

3.b.i Scoresheet									
Domain	Component	Review Status	AVs Available	Net AVs Awarded	Percentage AV	Domain Funding % (DY1)	Domain Funding % (DY1, Q4)	Payment Available (\$)	Net Payment Earned (\$)
Domain 1	Domain 1 Organizational	Complete	5.00	5.00	100%	80%	10%	223,040	223,040
	Project Implementation Speed	N/A	0.00	0.00	0%				
	Patient Engagement Speed	Complete	1.00	1.00	100%				
Domain 1 Subtotal			6.00	6.00	100%	80%	10%	223,040	223,040
Domain 3	Domain 3 Pay for Reporting (P4R)	Complete	7.00	7.00	100%	20%	10%	223,040	223,040
	Domain 3 Pay for Performance (P4P)	N/A	N/A	N/A	N/A	0%	0%	-	-
Domain 2 Subtotal			7.00	7.00	100%	20%	10%	223,040	223,040
Total		Complete	13.00	13.00	100%	100%	20%	446,080	446,080

Total Project 3.b.i AVs Awarded: 13 out of 13

Hide Reviewer Comments

Domain 1 Project Milestones - Project 3.b.i						
AV Driving	Project Requirement and Metric/Deliverable	Required Due Date	Committed Due Date	Milestone Status	Reviewer Status	AVs Awarded
	Module 1 - Major risks to implementation and mitigation strategies	Ongoing	N/A	In Process	Pass & Ongoing	N/A



Save & Return

Print

Achievement Value (AV) Scorecard DY1, Q4 January 1, 2016 - March 31, 2016
Suffolk County Collaborative - Project 3.b.i

●	Module 3 - Patient Engagement Speed	Ongoing	N/A	In Process	Pass & Ongoing	1
Total						1.00

Domain 1 Project Prescribed Milestones - Project 3.b.i						
AV Driving	Project Requirement and Metric/Deliverable	Required Due Date	Committed Due Date	Milestone Status	Reviewer Status	AVs Awarded
●	1. Implement program to improve management of cardiovascular disease using evidence-based strategies in the ambulatory and community care setting.	3/31/2018	3/31/2018	In Process	Pass & Ongoing	N/A
●	2. Ensure that all PPS safety net providers are actively connected to EHR systems with local health information exchange/RHIO/SHIN-NY and share health information among clinical partners, including direct exchange (secure messaging), alerts and patient record look up, by the	3/31/2018	3/31/2018	In Process	Pass & Ongoing	N/A
●	3. Ensure that EHR systems used by participating safety net providers meet Meaningful Use and PCMH Level 3 standards and/or APCM by the end of Demonstration Year 3.	3/31/2018	3/31/2018	In Process	Pass & Ongoing	N/A



Save & Return

Print

Achievement Value (AV) Scorecard DY1, Q4 January 1, 2016 - March 31, 2016
Suffolk County Collaborative - Project 3.b.i

●	4. Use EHRs or other technical platforms to track all patients engaged in this project.	3/31/2017	3/31/2017	In Process	Pass & Ongoing	N/A
●	5. Use the EHR to prompt providers to complete the 5 A's of tobacco control (Ask, Assess, Advise, Assist, and Arrange).	3/31/2017	3/31/2017	In Process	Pass & Ongoing	N/A
●	6. Adopt and follow standardized treatment protocols for hypertension and elevated cholesterol.	3/31/2017	3/31/2017	In Process	Pass & Ongoing	N/A
●	7. Develop care coordination teams including use of nursing staff, pharmacists, dieticians and community health workers to address lifestyle changes, medication adherence, health literacy issues, and patient self-efficacy and confidence in self-management.	3/31/2017	3/31/2017	In Process	Pass & Ongoing	N/A
●	8. Provide opportunities for follow-up blood pressure checks without a copayment or advanced appointment.	3/31/2018	3/31/2018	In Process	Pass & Ongoing	N/A
●	9. Ensure that all staff involved in measuring and recording blood pressure are using correct measurement techniques and equipment.	3/31/2017	3/31/2017	In Process	Pass & Ongoing	N/A
●	10. Identify patients who have repeated elevated blood pressure readings in the medical record but do not have a diagnosis of hypertension and schedule them for a hypertension visit.	3/31/2018	3/31/2018	In Process	Pass & Ongoing	N/A



Save & Return

Print

Achievement Value (AV) Scorecard DY1, Q4 January 1, 2016 - March 31, 2016
Suffolk County Collaborative - Project 3.b.i

●	11. 'Prescribe once-daily regimens or fixed-dose combination pills when appropriate.	3/31/2017	3/31/2017	In Process	Pass & Ongoing	N/A
●	12. Document patient driven self-management goals in the medical record and review with patients at each visit.	3/31/2018	3/31/2018	In Process	Pass & Ongoing	N/A
●	13. Follow up with referrals to community based programs to document participation and behavioral and health status changes.	3/31/2018	3/31/2018	In Process	Pass & Ongoing	N/A
●	14. Develop and implement protocols for home blood pressure monitoring with follow up support.	3/31/2017	3/31/2017	In Process	Pass & Ongoing	N/A
●	15. Generate lists of patients with hypertension who have not had a recent visit and schedule a follow up visit.	3/31/2017	3/31/2017	In Process	Pass & Ongoing	N/A
●	16. Facilitate referrals to NYS Smoker's Quitline.	3/31/2017	3/31/2017	In Process	Pass & Ongoing	N/A
●	17. Perform additional actions including "hot spotting" strategies in high risk neighborhoods, linkages to Health Homes for the highest risk	3/31/2017	3/31/2017	In Process	Pass & Ongoing	N/A
●	18. Adopt strategies from the Million Hearts Campaign.	3/31/2017	3/31/2017	In Process	Pass & Ongoing	N/A



Save & Return

Print

Achievement Value (AV) Scorecard DY1, Q4 January 1, 2016 - March 31, 2016
Suffolk County Collaborative - Project 3.b.i

	19. Form agreements with the Medicaid Managed Care organizations serving the affected population to coordinate services under this	3/31/2018	3/31/2018	In Process	Pass & Ongoing	N/A
	20. Engage a majority (at least 80%) of primary care providers in this project.	3/31/2017	3/31/2017	In Process	Pass & Ongoing	N/A
Total						0.00

Domain 3 Pay for Performance and Pay for Reporting - Project 3.b.i (all Milestones are P4R in DY1)

AV Driving	Measure	Reviewer Status	AVs Awarded
	Aspirin Use	Pass & Ongoing	0.5
	Discussion of Risks and Benefits of Aspirin Use	Pass & Ongoing	0.5
	Controlling High Blood Pressure	Pass & Ongoing	1
	Flu Shots for Adults Ages 18 – 64	Pass & Ongoing	1



Save & Return

Print

*Achievement Value (AV) Scorecard DY1, Q4 January 1, 2016 - March 31, 2016
Suffolk County Collaborative - Project 3.b.i*

●	Health Literacy (QHL13, 14, and 16)	Pass & Ongoing	1
●	Medical Assistance with Smoking and Tobacco Use Cessation - Advised to Quit	Pass & Ongoing	0.3333333
●	Medical Assistance with Smoking and Tobacco Use Cessation - Discussed Cessation Medication	Pass & Ongoing	0.3333333
●	Medical Assistance with Smoking and Tobacco Use Cessation - Discussed Cessation Strategies	Pass & Ongoing	0.3333333
●	Prevention Quality Indicator # 13 (Angina without procedure) ±	Pass & Ongoing	1
●	Prevention Quality Indicator # 7 (HTN) ±	Pass & Ongoing	1
Total			7.00



Save & Return

Print

Achievement Value (AV) Scorecard DY1, Q4 January 1, 2016 - March 31, 2016
Suffolk County Collaborative - Project 3.c.i

Project Snapshot	
Project Domain	Clinical Improvement Projects (Domain 3)
Project ID	3.c.i
Project Title	Evidence-based strategies for disease management in high risk/affected populations. (adult only)

Payment Snapshot	
Payment Available (DY1)	\$ 2,253,329.77
DY1 Initial Payment	\$ 1,351,997.86
DY1 Q2 Payment Earned	450665.9545
DY1 Payment Not Earned to Date	\$ 0.00
DY1 Funding Remaining	\$ 450,665.95
Funding Available for Distribution DY1Q4	\$ 450,665.95

3.c.i Scoresheet									
Domain	Component	Review Status	AVs Available	Net AVs Awarded	Percentage AV	Domain Funding % (DY1)	Domain Funding % (DY1, Q4)	Payment Available (\$)	Net Payment Earned (\$)
Domain 1	Domain 1 Organizational	Complete	5.00	5.00	100%	80%	10%	225,333	225,333
	Project Implementation Speed	N/A	0.00	0.00	0%				
	Patient Engagement Speed	Complete	1.00	1.00	100%				
Domain 1 Subtotal			6.00	6.00	100%	80%	10%	225,333	225,333
Domain 3	Domain 3 Pay for Reporting (P4R)	Complete	6.00	6.00	100%	20%	10%	225,333	225,333
	Domain 3 Pay for Performance (P4P)	N/A	N/A	N/A	N/A	0%	0%	-	-
Domain 2 Subtotal			6.00	6.00	100%	20%	10%	225,333	225,333
Total		Complete	12.00	12.00	100%	100%	20%	450,666	450,666

Total Project 3.c.i AVs Awarded: 12 out of 12

Hide Reviewer Comments

Domain 1 Project Milestones - Project 3.c.i						
AV Driving	Project Requirement and Metric/Deliverable	Required Due Date	Committed Due Date	Milestone Status	Reviewer Status	AVs Awarded
	Module 1 - Major risks to implementation and mitigation strategies	Ongoing	N/A	In Process	Pass & Ongoing	N/A



Save & Return

Print

Achievement Value (AV) Scorecard DY1, Q4 January 1, 2016 - March 31, 2016
Suffolk County Collaborative - Project 3.c.i

	Module 3 - Patient Engagement Speed	Ongoing	N/A	In Process	Pass & Ongoing	1
Total						1.00

Domain 1 Project Prescribed Milestones - Project 3.c.i					
AV Driving	Project Requirement and Metric/Deliverable	Committed Due Date	Milestone Status	Reviewer Status	AVs Awarded
	1. Implement evidence-based best practices for disease management, specific to diabetes, in community and ambulatory care settings.	3/31/2018	In Process	Pass & Ongoing	N/A
	2. Engage at least 80% of primary care providers within the PPS in the implementation of disease management evidence-based best practices.	3/31/2017	In Process	Pass & Ongoing	N/A
	3. Develop care coordination teams (including diabetes educators, nursing staff, behavioral health providers, pharmacy, community health workers, and Health Home care managers) to improve health literacy, patient self-efficacy, and patient self-management.	3/31/2017	In Process	Pass & Ongoing	N/A
	4. Develop "hot spotting" strategies, in concert with Health Homes, to implement programs such as the Stanford Model for chronic diseases in high risk neighborhoods.	3/31/2017	In Process	Pass & Ongoing	N/A



Save & Return

Print

Achievement Value (AV) Scorecard DY1, Q4 January 1, 2016 - March 31, 2016
Suffolk County Collaborative - Project 3.c.i

●					
●	5. Ensure coordination with the Medicaid Managed Care organizations serving the target population.	3/31/2018	In Process	Pass & Ongoing	N/A
●	6. Use EHRs or other technical platforms to track all patients engaged in this project.	3/31/2017	In Process	Pass & Ongoing	N/A
●	7. Meet Meaningful Use and PCMH Level 3 standards and/or APCM by the end of Demonstration Year 3 for EHR systems used by participating safety net providers.	3/31/2018	In Process	Pass & Ongoing	N/A
Total					0.00

Domain 3 Pay for Performance and Pay for Reporting - Project 3.c.i (all Milestones are P4R in DY1)

AV Driving	Measure	Reviewer Status	AVs Awarded
●	Comprehensive Diabetes Care: Hemoglobin A1c (HbA1c) Poor Control (>9.0%) ±	Pass & Ongoing	1
●	Comprehensive Diabetes screening – All Four Tests (HbA1c, lipid profile, dilated eye exam, nephropathy monitor)	Pass & Ongoing	1
●	Flu Shots for Adults Ages 18 – 64	Pass & Ongoing	1



Save & Return

Print

*Achievement Value (AV) Scorecard DY1, Q4 January 1, 2016 - March 31, 2016
Suffolk County Collaborative - Project 3.c.i*

●	Health Literacy (QHL13, 14, and 16)	Pass & Ongoing	1
●	Medical Assistance with Smoking and Tobacco Use Cessation - Advised to Quit	Pass & Ongoing	0.3333333
●	Medical Assistance with Smoking and Tobacco Use Cessation - Discussed Cessation Medication	Pass & Ongoing	0.3333333
●	Medical Assistance with Smoking and Tobacco Use Cessation - Discussed Cessation Strategies	Pass & Ongoing	0.3333333
●	Prevention Quality Indicator # 1 (DM Short term complication) ±	Pass & Ongoing	1
Total			6.00



Save & Return

Print

Achievement Value (AV) Scorecard DY1, Q4 January 1, 2016 - March 31, 2016
Suffolk County Collaborative - Project 3.d.ii

Project Snapshot	
Project Domain	Clinical Improvement Projects (Domain 3)
Project ID	3.d.ii
Project Title	Expansion of asthma home-based self-management program

Payment Snapshot	
Payment Available (DY1)	\$ 2,328,440.77
DY1 Initial Payment	\$ 1,397,064.46
DY1 Q2 Payment Earned	\$ 465,688.15
DY1 Payment Not Earned to Date	\$ (0.00)
DY1 Funding Remaining	\$ 465,688.15
Funding Available for Distribution DY1Q4	\$ 465,688.15

3.d.ii Scoresheet									
Domain	Component	Review Status	AVs Available	Net AVs Awarded	Percentage AV	Domain Funding % (DY1)	Domain Funding % (DY1, Q4)	Payment Available (\$)	Net Payment Earned (\$)
Domain 1	Domain 1 Organizational	Complete	5.00	5.00	100%	80%	10%	232,844	232,844
	Project Implementation Speed	N/A	0.00	0.00	0%				
	Patient Engagement Speed	Complete	1.00	1.00	100%				
Domain 1 Subtotal			6.00	6.00	100%	80%	10%	232,844	232,844
Domain 3	Domain 3 Pay for Reporting (P4R)	Complete	4.00	4.00	100%	20%	10%	232,844	232,844
	Domain 3 Pay for Performance (P4P)	N/A	N/A	N/A	N/A	0%	0%	-	-
Domain 2 Subtotal			4.00	4.00	100%	20%	10%	232,844	232,844
Total		Complete	10.00	10.00	100%	100%	20%	465,688	465,688

Total Project 3.d.ii AVs Awarded: 10 out of 10

Hide Reviewer Comments

Domain 1 Project Milestones - Project 3.d.ii						
AV Driving	Project Requirement and Metric/Deliverable	Required Due Date	Committed Due Date	Milestone Status	Reviewer Status	AVs Awarded
	Module 1 - Major risks to implementation and mitigation strategies	Ongoing	N/A	In Process	Pass & Ongoing	N/A



Save & Return

Print

Achievement Value (AV) Scorecard DY1, Q4 January 1, 2016 - March 31, 2016
Suffolk County Collaborative - Project 3.d.ii

	Module 3 - Patient Engagement Speed	Ongoing	N/A	In Process	Pass & Ongoing	1
Total						1.00

Domain 1 Project Prescribed Milestones - Project 3.d.ii						
AV Driving	Project Requirement and Metric/Deliverable	Required Due Date	Committed Due Date	Milestone Status	Reviewer Status	AVs Awarded
	1. Expand asthma home-based self-management program to include home environmental trigger reduction, self-monitoring, medication use, and medical follow-up.	3/31/2017	3/31/2017	In Process	Pass & Ongoing	N/A
	2. Establish procedures to provide, coordinate, or link the client to resources for evidence-based trigger reduction interventions. Specifically, change the patient's indoor environment to reduce	3/31/2017	3/31/2017	In Process	Pass & Ongoing	N/A
	3. Develop and implement evidence-based asthma management guidelines.	3/31/2017	3/31/2017	In Process	Pass & Ongoing	N/A



Save & Return

Print

Achievement Value (AV) Scorecard DY1, Q4 January 1, 2016 - March 31, 2016
Suffolk County Collaborative - Project 3.d.ii

●	4. Implement training and asthma self-management education services, including basic facts about asthma, proper medication use, identification and avoidance of environmental exposures that worsen asthma, self-monitoring of asthma symptoms and asthma control, and using written asthma action plans.	3/31/2017	3/31/2017	In Process	Pass & Ongoing	N/A
●	5. Ensure coordinated care for asthma patients includes social services and support.	3/31/2017	3/31/2017	In Process	Pass & Ongoing	N/A
●	6. Implement periodic follow-up services, particularly after ED or hospital visit occurs, to provide patients with root cause analysis of what happened and how to avoid future events.	3/31/2017	3/31/2017	In Process	Pass & Ongoing	N/A
●	7. Ensure communication, coordination, and continuity of care with Medicaid Managed Care plans, Health Home care managers, primary care providers, and specialty providers.	3/31/2017	3/31/2017	In Process	Pass & Ongoing	N/A
●	8. Use EHRs or other technical platforms to track all patients engaged in this project.	3/31/2017	3/31/2017	In Process	Pass & Ongoing	N/A
Total						0.00

Domain 3 Pay for Performance and Pay for Reporting - Project 3.d.ii (all Milestones are P4R in DY1)

AV Driving	Measure	Reviewer Status	AVs Awarded
------------	---------	-----------------	-------------



Save & Return

Print

*Achievement Value (AV) Scorecard DY1, Q4 January 1, 2016 - March 31, 2016
Suffolk County Collaborative - Project 3.d.ii*

●	Asthma Medication Ratio (5 – 64 Years)	Pass & Ongoing	1
●	Medication Management for People with Asthma (5 - 64 years) - 50% of Treatment days covered	Pass & Ongoing	0.5
●	Medication Management for People with Asthma (5 - 64 years) - 75% of Treatment days covered	Pass & Ongoing	0.5
●	Pediatric Quality Indicator # 14 Pediatric Asthma ±	Pass & Ongoing	1
●	Prevention Quality Indicator # 15 Younger Adult Asthma ±	Pass & Ongoing	1
Total			4.00



Save & Return

Print

Achievement Value (AV) Scorecard DY1, Q4 January 1, 2016 - March 31, 2016
Suffolk County Collaborative - Project 4.a.ii

Project Snapshot	
Project Domain	Domain 4: Population-wide Projects: New York's
Project ID	4.a.ii
Project Title	Prevent Substance Abuse and Other Mental, Emotional and Behavioral Disorders

Payment Snapshot	
Payment Available (DY1)	\$ 1,502,219.85
DY1 Initial Payment	\$ 901,331.91
DY1 Q2 Payment Earned	\$ 300,443.97
DY1 Payment Not Earned to Date	\$ 0.00
DY1 Funding Remaining	\$ 300,443.97
Funding Available for Distribution DY1Q4	\$ 300,443.97

4.a.ii Scoresheet									
Domain	Component	Review Status	AVs Available	Net AVs Awarded	Percentage AV	Domain Funding % (DY1)	Domain Funding % (DY1, Q4)	Payment Available (\$)	Net Payment Earned (\$)
Domain 1	Domain 1 Organizational	Complete	5.00	5.00	100%	80%	10%	150,222	150,222
	Project Implementation Speed	N/A	0.00	0.00	0%				
	Patient Engagement Speed	N/A	0.00	0.00	0%				
Domain 1 Subtotal			5.00	5.00	100%	80%	10%	150,222	150,222
Domain 4	Domain 4 Pay for Reporting (P4R)	Complete	11.00	11.00	100%	20%	10%	150,222	150,222
	Domain 4 Pay for Performance (P4P)	N/A	N/A	N/A	N/A	0%	0%	-	-
Domain 4 Subtotal			11.00	11.00	100%	20%	10%	150,222	150,222
Total		Complete	16.00	16.00	100%	100%	20%	300,444	300,444

Total Project 4.a.ii AVs Awarded: 16 out of 16

Hide Reviewer Comments

Domain 4 Pay for Performance and Pay for Reporting - Project 4.a.ii (all Milestones are P4R in DY1)			
AV Driving	Measure	Reviewer Status	AVs Awarded
	Age-adjusted preventable hospitalizations rate per 10,000 - Aged 18+ years – Ratio of Hispanics to White non-Hispanics	Pass & Ongoing	1



Save & Return

Print

*Achievement Value (AV) Scorecard DY1, Q4 January 1, 2016 - March 31, 2016
Suffolk County Collaborative - Project 4.a.ii*

●	Age-adjusted suicide death rate per 100,000	Pass & Ongoing	1
●	Percentage of adults with health insurance - Aged 18- 64 years	Pass & Ongoing	1
●	Percentage of premature death (before age 65 years)	Pass & Ongoing	1
●	Percentage of premature death (before age 65 years) – Ratio of Black non-Hispanics to White non-Hispanics	Pass & Ongoing	1
●	Percentage of premature death (before age 65 years) – Ratio of Hispanics to White non-Hispanics	Pass & Ongoing	1
●	Age-adjusted percentage of adult binge drinking during the past month	Pass & Ongoing	1
●	Age-adjusted percentage of adults who have a regular health care provider - Aged 18+ years	Pass & Ongoing	1



Save & Return

Print

*Achievement Value (AV) Scorecard DY1, Q4 January 1, 2016 - March 31, 2016
Suffolk County Collaborative - Project 4.a.ii*

●	Age-adjusted percentage of adults with poor mental health for 14 or more days in the last month	Pass & Ongoing	1
●	Age-adjusted preventable hospitalizations rate per 10,000 - Aged 18+ years	Pass & Ongoing	1
●	Age-adjusted preventable hospitalizations rate per 10,000 - Aged 18+ years – Ratio of Black non-Hispanics to White non-Hispanics	Pass & Ongoing	1
Total			11.00



Save & Return

Print

Achievement Value (AV) Scorecard DY1, Q4 January 1, 2016 - March 31, 2016
Suffolk County Collaborative - Project 4.b.ii

Project Snapshot	
Project Domain	Domain 4: Population-wide Projects: New York's
Project ID	4.b.ii
Project Title	Increase Access to High Quality Chronic Disease Preventive Care and Management in Both Clinical and Community Settings

Payment Snapshot	
Payment Available (DY1)	\$ 1,276,886.87
DY1 Initial Payment	\$ 766,132.12
DY1 Q2 Payment Earned	\$ 255,377.37
DY1 Payment Not Earned to Date	\$ 0.00
DY1 Funding Remaining	\$ 255,377.37
Funding Available for Distribution DY1Q4	\$ 255,377.37

4.b.ii Scoresheet									
Domain	Component	Review Status	AVs Available	Net AVs Awarded	Percentage AV	Domain Funding % (DY1)	Domain Funding % (DY1, Q4)	Payment Available (\$)	Net Payment Earned (\$)
Domain 1	Domain 1 Organizational	Complete	5.00	5.00	100%	80%	10%	127,689	127,689
	Project Implementation Speed	N/A	0.00	0.00	0%				
	Patient Engagement Speed	N/A	0.00	0.00	0%				
Domain 1 Subtotal			5.00	5.00	100%	80%	10%	127,689	127,689
Domain 4	Domain 4 Pay for Reporting (P4R)	Complete	16.00	16.00	100%	20%	10%	127,689	127,689
	Domain 4 Pay for Performance (P4P)	N/A	N/A	N/A	N/A	0%	0%	-	-
Domain 4 Subtotal			16.00	16.00	100%	20%	10%	127,689	127,689
Total			21.00	21.00	100%	100%	20%	255,377	255,377

Total Project 4.b.ii AVs Awarded: 21 out of 21

Hide Reviewer Comments

Domain 4 Pay for Performance and Pay for Reporting - Project 4.b.ii (all Milestones are P4R in DY1)			
AV Driving	Measure	Reviewer Status	AVs Awarded
	Age-adjusted preventable hospitalizations rate per 10,000 - Aged 18+ years – Ratio of Hispanics to White non-Hispanics	Pass & Ongoing	1



Save & Return

Print

Achievement Value (AV) Scorecard DY1, Q4 January 1, 2016 - March 31, 2016
Suffolk County Collaborative - Project 4.b.ii

●	Asthma emergency department visit rate per 10,000	Pass & Ongoing	1
●	Asthma emergency department visit rate per 10,000 - Aged 0-4 years	Pass & Ongoing	1
●	Percentage of adults who are obese	Pass & Ongoing	1
●	Percentage of adults who receive a colorectal cancer screening based on the most recent guidelines - Aged 50-75 years	Pass & Ongoing	1
●	Percentage of adults with health insurance - Aged 18- 64 years	Pass & Ongoing	1
●	Percentage of children and adolescents who are obese	Pass & Ongoing	1
●	Percentage of premature death (before age 65 years)	Pass & Ongoing	1



Save & Return

Print

*Achievement Value (AV) Scorecard DY1, Q4 January 1, 2016 - March 31, 2016
Suffolk County Collaborative - Project 4.b.ii*

●	Percentage of premature death (before age 65 years) – Ratio of Black non-Hispanics to White non-Hispanics	Pass & Ongoing	1
●	Percentage of premature death (before age 65 years) – Ratio of Hispanics to White non-Hispanics	Pass & Ongoing	1
●	Age-adjusted heart attack hospitalization rate per 10,000	Pass & Ongoing	1
●	Rate of hospitalizations for short-term complications of diabetes per 10,000 – Aged 18+ years	Pass & Ongoing	1
●	Rate of hospitalizations for short-term complications of diabetes per 10,000 - Aged 6- 17 years	Pass & Ongoing	1
●	Age-adjusted percentage of adults who have a regular health care provider - Aged 18+ years	Pass & Ongoing	1
●	Age-adjusted preventable hospitalizations rate per 10,000 - Aged 18+ years	Pass & Ongoing	1
●	Age-adjusted preventable hospitalizations rate per 10,000 - Aged 18+ years – Ratio of Black non-Hispanics to White non-Hispanics	Pass & Ongoing	1



Department of Health

Medicaid Redesign Team

New York State Department of Health
Delivery System Reform Incentive Payment (DSRIP) Program

Achievement Value (AV) Scorecard DY1, Q4 January 1, 2016 - March 31, 2016
Suffolk County Collaborative - Project 4.b.ii

Save & Return

Print

Total	16.00