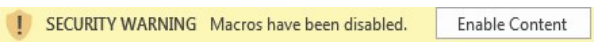





General Instructions		
Step	Description/Link	Image
1. Enable Content	Click "Enable Content" at the top of the screen to enable macros.	
2. Review AV Scorecard Overview	The AV scorecard Overview is a summary of the report <a href="#">Click to Access AV Scorecard Overview</a>	

Functionality		
Step	Description/Link	Image
1. Print	All tabs include a print button in the upper left hand corner. The AV Scorecard Overview tab also includes a "Print All" button which will print all relevany reports.	
2. Access Detailed Project Reports and return to AV Scorecard Overview	The AV Scorecard Overview tab is the landing page from which detailed project reports can be viewed. From the AV Scorecard Overview" click the relevant project button to access the project tab. From the project tab click "Save and Return" to access the AV Scorecard Overview	
3. Show or Hide reviewer comments	Each project tab includes a Show/Hide Reviewer Comments button on the left hand side of the screen. Click "Show Reviewer Comments" to show comments and "Hide Reviewer Comments" to hide comments.	



New York State Department of Health  
Delivery System Reform Incentive Payment (DSRIP) Program

[Print Summary](#)

[Print All](#)

*Achievement Value (AV) Scorecard  
Advocate Community Providers, Inc.*

**PPS Information**

Quarter	DY3, Q2 July 1, 2017 - September 1, 2017 (Payment Quarter)
PPS	Advocate Community Providers, Inc.
PPS Number	25

**Achievement Value (AV) Scorecard Summary**

Project Link (click on the purple link below to access each individual project report)	AV Data				Payment Data	
	AVs Available	AVs Awarded	AV Adjustment	Net AVs Awarded	DY3 Q2 Payment Available	DY3 Q2 Payment Earned
<a href="#">Domain I Organizational (All Projects)</a>	5.00	5.00	0.00	5.00	<i>Organizational funds are embedded within each project's payment</i>	
<a href="#">2.a.i</a>	20.00	20.00	0.00	20.00	\$3,677,104	\$3,677,104
<a href="#">2.a.iii</a>	21.00	21.00	0.00	21.00	\$2,984,174	\$2,984,174
<a href="#">2.b.iii</a>	21.00	21.00	0.00	21.00	\$2,602,540	\$2,602,540
<a href="#">2.b.iv</a>	21.00	21.00	0.00	21.00	\$2,797,367	\$2,797,367
<a href="#">3.a.i</a>	16.00	12.00	0.00	12.00	\$5,022,216	\$3,766,662
<a href="#">3.b.i</a>	14.00	14.00	0.00	14.00	\$3,926,374	\$3,926,374
<a href="#">3.c.i</a>	12.00	12.00	0.00	12.00	\$4,053,696	\$4,053,696
<a href="#">3.d.iii</a>	14.00	12.00	0.00	12.00	\$4,142,764	\$3,348,735



Department of Health

Medicaid Redesign Team

New York State Department of Health Delivery System Reform Incentive Payment (DSRIP) Program

Achievement Value (AV) Scorecard Advocate Community Providers, Inc.

Print Summary

Print All

4.b.i	22.00	22.00	0.00	22.00	\$3,222,243	\$3,222,243
4.b.ii	22.00	22.00	0.00	22.00	\$2,381,658	\$2,381,658
AV Adjustments (Column F)						
<b>Total</b>	<b>183.00</b>	<b>177.00</b>	<b>0.00</b>	<b>177.00</b>	<b>\$34,810,137</b>	<b>\$32,760,553</b>



Save & Return

Print

Achievement Value (AV) Scorecard DY3, Q2 July 1, 2017 - September 1, 2017 (Payment Advocate Community Providers, Inc. - Domain 1 Organizational AVs)

Domain I Organizational Scoresheet						
Domain I Organizational	Review Status	AVs Available	AVs Awarded	Adjustments	Net AVs	AV
Workforce Strategy	Complete	1.00	1.00	0.00	1.00	100%
Section 01 - Budget	Complete	1.00	1.00	0.00	1.00	100%
Section 02 - Governance	Complete	1.00	1.00	0.00	1.00	100%
Section 03 - Financial Sustainability	Complete	1.00	1.00	0.00	1.00	100%
Section 04 - Cultural Competency & Health Literacy	Complete	1.00	1.00	0.00	1.00	100%
Section 05 - IT Systems and Processes	Complete	N/A	N/A	N/A	N/A	N/A
Section 06 - Performance Reporting	Complete	N/A	N/A	N/A	N/A	N/A
Section 07 - Practitioner Engagement	Complete	N/A	N/A	N/A	N/A	N/A
Section 08 - Population Health Management	Complete	N/A	N/A	N/A	N/A	N/A
Section 09 - Clinical Integration	Complete	N/A	N/A	N/A	N/A	N/A
Section 10 - General Project Reporting	Complete	N/A	N/A	N/A	N/A	N/A
<b>Total</b>	<b>Complete</b>	<b>5.00</b>	<b>5.00</b>	<b>0.00</b>	<b>5.00</b>	<b>100%</b>

Net Organizational AVs Awarded: 5 out of 5

Hide Reviewer Comments

Workforce Strategy							
Process Measure	AV Driving	Milestone	Required Due Date	Committed Due Date	Milestone Status	Reviewer Status	AV Awarded
Workforce Strategy Budget Updates	●	Workforce Strategy Spend (Baseline)	N/A	N/A	Completed	Pass & Complete	
	●						



Save & Return

Print

*Achievement Value (AV) Scorecard DY3, Q2 July 1, 2017 - September 1, 2017 (Payment Advocate Community Providers, Inc. - Domain 1 Organizational AVs*

Additional Workforce Strategy Budget Updates (non AV-driving)		1. Define target workforce state (in line with DSRIP program's goals)	9/30/2016	N/A	Completed	Pass & Complete	1
		2. Create a workforce transition roadmap for achieving defined target workforce	9/30/2016	N/A	Completed	Pass & Complete	
		3. Perform detailed gap analysis between current state assessment of workforce and projected future state	9/30/2016	N/A	Completed	Pass & Complete	
		4. Produce a compensation and benefit analysis, covering impacts on both retrained and redeployed staff, as well as new hires, particularly focusing on full and partial placements	9/30/2016	N/A	Completed	Pass & Complete	
		5. Develop training strategy	9/30/2016	N/A	Completed	Pass & Complete	
		Major Risks to Implementation & Risk Mitigation Strategies	N/A	N/A	In Process	Pass & Ongoing	



Save & Return

Print

*Achievement Value (AV) Scorecard DY3, Q2 July 1, 2017 - September 1, 2017 (Payment Advocate Community Providers, Inc. - Domain 1 Organizational AVs*

Additional Workforce Strategy Topic Areas	●						N/A
	●	Major Dependencies on Organizational Workstreams	N/A	N/A	In Process	Pass & Ongoing	
	●	Roles and Responsibilities	N/A	N/A	In Process	Pass & Ongoing	
	●	Key Stakeholders	N/A	N/A	In Process	Pass & Ongoing	
	●	IT Expectations	N/A	N/A	In Process	Pass & Ongoing	
	●	Progress Reporting	N/A	N/A	In Process	Pass & Ongoing	
	<b>Total</b>						

Section 01 Budget							
Process Measure	AV Driving	Milestone	Required Due Date	Committed Due Date	Milestone Status	Reviewer Status	AV Awarded
	●	Module 1.1 - PPS Budget Report (Baseline)	Ongoing	N/A	Completed	Pass & Complete	



Save & Return

Print

*Achievement Value (AV) Scorecard DY3, Q2 July 1, 2017 - September 1, 2017 (Payment Advocate Community Providers, Inc. - Domain 1 Organizational AVs)*

Quarterly Project Reports, Project Budget and Flow of Funds	●	Module 1.2 - PPS Budget Report (Quarterly)	Ongoing	N/A	In Process	Pass & Ongoing	1		
	●	Module 1.3 - PPS Flow of Funds (Baseline)	Ongoing	N/A	Completed	Pass & Ongoing			
	●	Module 1.4 - PPS Flow of Funds (Quarterly)	Ongoing	N/A	In Process	Pass & Ongoing			
	●	Quarterly Progress Reports	N/A	N/A	In Process	Pass & Ongoing			
	<b>Total</b>							<b>1</b>	

Section 02 Governance							
Process Measure	AV Driving	Milestone	Required Due Date	Committed Due Date	Milestone Status	Reviewer Status	AV Awarded
Governance Structure	●	1. Finalize governance structure and sub-committee structure	9/30/2015	9/30/2015	Completed	Pass & Complete	
	●	2. Establish a clinical governance structure, including clinical quality committees for each DSRIP project	9/30/2015	9/30/2015	Completed	Pass & Complete	



Save & Return

Print

*Achievement Value (AV) Scorecard DY3, Q2 July 1, 2017 - September 1, 2017 (Payment Advocate Community Providers, Inc. - Domain 1 Organizational AVs*

Updates							1
	●	3. Finalize bylaws and policies or Committee Guidelines where applicable	9/30/2015	9/30/2015	Completed	Pass & Complete	
Governance Process Update	●	4. Establish governance structure reporting and monitoring processes	12/31/2015	12/31/2015	Completed	Pass & Complete	
	●	5. Finalize community engagement plan, including communications with the public and non-provider organizations (e.g. schools, churches, homeless services,	9/30/2015	9/30/2015	Completed	Pass & Complete	N/A
●	6. Finalize partnership agreements or contracts with CBOs	N/A	N/A	In Process	Pass & Ongoing		
Additional Governance Milestones (non AV-driving)	●	7. Finalize agency coordination plan aimed at engaging appropriate public sector agencies at state and local levels (e.g. local departments of health and	N/A	N/A	In Process	Pass & Ongoing	
	●	8. Finalize workforce communication and engagement plan	12/31/2016	N/A	Completed	Pass & Complete	





Save & Return

Print

*Achievement Value (AV) Scorecard DY3, Q2 July 1, 2017 - September 1, 2017 (Payment Advocate Community Providers, Inc. - Domain 1 Organizational AVs*

	●	9. Inclusion of CBOs in PPS Implementation	N/A	N/A	In Process	Pass & Ongoing	
Additional Governance Topic Areas	●	Major Risks to Implementation & Risk Mitigation Strategies	N/A	N/A	In Process	Pass & Ongoing	N/A
	●	Major Dependencies on Organizational Workstreams	N/A	N/A	In Process	Pass & Ongoing	
	●	Roles and Responsibilities	N/A	N/A	In Process	Pass & Ongoing	
	●	Key Stakeholders	N/A	N/A	In Process	Pass & Ongoing	
	●	IT Expectations	N/A	N/A	In Process	Pass & Ongoing	
	●	Progress Reporting	N/A	N/A	In Process	Pass & Ongoing	
<b>Total</b>							<b>1</b>



Save & Return

Print

*Achievement Value (AV) Scorecard DY3, Q2 July 1, 2017 - September 1, 2017 (Payment Advocate Community Providers, Inc. - Domain 1 Organizational AVs*

Process Measure	AV Driving	Milestone	Required Due Date	Committed Due Date	Milestone Status	Reviewer Status	AV Awarded	
Financial Stability Update	●	1. Finalize PPS finance structure, including reporting structure	12/31/2015	12/31/2015	Completed	Pass & Complete	1	
	●	2. Perform network financial health current state assessment and develop financial sustainability strategy to address key issues.	3/31/2016	3/31/2016	Completed	Pass & Complete		
	●	3. Finalize Compliance Plan consistent with New York State Social Services Law 363-d	12/31/2015	12/31/2015	Completed	Pass & Complete		
	●	4. Develop a Value Based Needs Assessment ("VNA")	3/31/2017	3/31/2017	Completed	Pass & Complete		
	●	Major Risks to Implementation & Risk Mitigation Strategies	N/A	N/A	In Process	Pass & Ongoing		
	●	Major Dependencies on Organizational Workstreams	N/A	N/A	In Process	Pass & Ongoing		



Save & Return

Print

*Achievement Value (AV) Scorecard DY3, Q2 July 1, 2017 - September 1, 2017 (Payment Advocate Community Providers, Inc. - Domain 1 Organizational AVs*

Additional Financial Stability Topic Areas	●	Roles and Responsibilities	N/A	N/A	In Process	Pass & Ongoing	N/A
	●	Key Stakeholders	N/A	N/A	In Process	Pass & Ongoing	
	●	IT Expectations	N/A	N/A	In Process	Pass & Ongoing	
	●	Progress Reporting	N/A	N/A	In Process	Pass & Ongoing	
<b>Total</b>							<b>1</b>

Section 04 Cultural Competency & Health Literacy							
Process Measure	AV Driving	Milestone	Required Due Date	Committed Due Date	Milestone Status	Reviewer Status	AV Awarded
Cultural Competency /Health Literacy	●	1. Finalize cultural competency / health literacy strategy.	12/31/2015	12/31/2015	Completed	Pass & Complete	1
	●	2. Develop a training strategy focused on addressing the drivers of health disparities (beyond the availability of language-appropriate material).	6/30/2016	6/30/2016	Completed	Pass & Complete	



Save & Return

Print

*Achievement Value (AV) Scorecard DY3, Q2 July 1, 2017 - September 1, 2017 (Payment Advocate Community Providers, Inc. - Domain 1 Organizational AVs*

Additional Cultural Competency /Health Literacy Topic Areas	●	Major Risks to Implementation & Risk Mitigation Strategies	N/A	N/A	In Process	Pass & Ongoing	N/A
	●	Major Dependencies on Organizational Workstreams	N/A	N/A	In Process	Pass & Ongoing	
	●	Roles and Responsibilities	N/A	N/A	In Process	Pass & Ongoing	
	●	Key Stakeholders	N/A	N/A	In Process	Pass & Ongoing	
●	IT Expectations	N/A	N/A	In Process	Pass & Ongoing	N/A	
●	Progress Reporting	N/A	N/A	In Process	Pass & Ongoing	N/A	
<b>Total</b>							<b>1</b>

Section 05 IT Systems and Processes							
Process Measure	AV Driving	Milestone	Required Due Date	Committed Due Date	Milestone Status	Reviewer Status	AV Awarded



Save & Return

Print

**Achievement Value (AV) Scorecard DY3, Q2 July 1, 2017 - September 1, 2017 (Payment Advocate Community Providers, Inc. - Domain 1 Organizational AVs)**

IT Systems and Processes	●	1. Perform current state assessment of IT capabilities across network, identifying any critical gaps, including readiness for data sharing and the implementation of interoperable IT platform(s).	3/31/2016	N/A	Completed	Pass & Complete	N/A	
	●	2. Develop an IT Change Management Strategy.	3/31/2016	N/A	Completed	Pass & Complete		
	●	3. Develop roadmap to achieving clinical data sharing and interoperable systems across PPS network	3/31/2016	N/A	Completed	Pass & Complete		
	●	4. Develop a specific plan for engaging attributed members in Qualifying Entities	6/30/2016	N/A	Completed	Pass & Complete		
	●	5. Develop a data security and confidentiality plan.	N/A	N/A	In Process	Pass & Ongoing		
	●	Major Risks to Implementation & Risk Mitigation Strategies	N/A	N/A	In Process	Pass & Ongoing		
	●	Major Dependencies on Organizational Workstreams	N/A	N/A	In Process	Pass & Ongoing		



Save & Return

Print

*Achievement Value (AV) Scorecard DY3, Q2 July 1, 2017 - September 1, 2017 (Payment Advocate Community Providers, Inc. - Domain 1 Organizational AVs*

Additional IT Systems and Processes Topic Areas	●						N/A
	●	Roles and Responsibilities	N/A	N/A	In Process	Pass & Ongoing	
	●						
	●	Key Stakeholders	N/A	N/A	In Process	Pass & Ongoing	
	●	Progress Reporting	N/A	N/A	In Process	Pass & Ongoing	
<b>Total</b>							<b>0</b>

Section 06 Performance Reporting							
Process Measure	AV Driving	Milestone	Required Due Date	Committed Due Date	Milestone Status	Reviewer Status	AV Awarded
Performance Reporting	●	1. Establish reporting structure for PPS-wide performance reporting and communication.	3/31/2016	N/A	Completed	Pass & Complete	N/A
	●	2. Develop training program for organizations and individuals throughout the network, focused on clinical quality and performance reporting.	3/31/2016	N/A	Completed	Pass & Complete	N/A



Save & Return

Print

*Achievement Value (AV) Scorecard DY3, Q2 July 1, 2017 - September 1, 2017 (Payment Advocate Community Providers, Inc. - Domain 1 Organizational AVs*

Additional Performance Reporting Topic Areas	●	Major Risks to Implementation & Risk Mitigation Strategies	N/A	N/A	In Process	Pass & Ongoing	N/A
	●	Major Dependencies on Organizational Workstreams	N/A	N/A	In Process	Pass & Ongoing	
	●	Roles and Responsibilities	N/A	N/A	In Process	Pass & Ongoing	
●	Key Stakeholders	N/A	N/A	In Process	Pass & Ongoing		
●	IT Expectations	N/A	N/A	In Process	Pass & Ongoing		
●	Progress Reporting	N/A	N/A	In Process	Pass & Ongoing		
<b>Total</b>							<b>0</b>

Section 07 Practitioner Engagement							
Process Measure	AV Driving	Milestone	Required Due Date	Committed Due Date	Milestone Status	Reviewer Status	AV Awarded
	●	1. Develop Practitioners communication and engagement plan.	9/30/2015	9/30/2015	Completed	Pass & Complete	



Save & Return

Print

**Achievement Value (AV) Scorecard DY3, Q2 July 1, 2017 - September 1, 2017 (Payment Advocate Community Providers, Inc. - Domain 1 Organizational AVs**

Practitioner Engagement	●						N/A
	●	2. Develop training / education plan targeting practioners and other professional groups, designed to educate them about the DSRIP program and your PPS-specific quality improvement agenda.	12/31/2015	12/31/2015	Completed	Pass & Complete	
Additional Practitioner Engagement Topic Areas	●	Major Risks to Implementation & Risk Mitigation Strategies	N/A	N/A	In Process	Pass & Ongoing	N/A
	●	Major Dependencies on Organizational Workstreams	N/A	N/A	In Process	Pass & Ongoing	
	●	Roles and Responsibilities	N/A	N/A	In Process	Pass & Ongoing	
	●	Key Stakeholders	N/A	N/A	In Process	Pass & Ongoing	
	●	IT Expectations	N/A	N/A	In Process	Pass & Ongoing	
	●	Progress Reporting	N/A	N/A	In Process	Pass & Ongoing	
	●						





Save & Return

Print

Achievement Value (AV) Scorecard DY3, Q2 July 1, 2017 - September 1, 2017 (Payment Advocate Community Providers, Inc. - Domain 1 Organizational AVs)

<b>Total</b>							<b>0</b>

**Section 08 Population Health Management**

Process Measure	AV Driving	Milestone	Required Due Date	Committed Due Date	Milestone Status	Reviewer Status	AV Awarded
Population Health	●	1. Develop population health management roadmap.	6/30/2016	N/A	Complete	Pass & Complete	N/A
	●	2. Finalize PPS-wide bed reduction plan.	3/31/2017	N/A	Complete	Pass & Complete	N/A
Additional Population Health Topic Areas	●	Major Risks to Implementation & Risk Mitigation Strategies	N/A	N/A	In Process	Pass & Ongoing	N/A
	●	Major Dependencies on Organizational Workstreams	N/A	N/A	In Process	Pass & Ongoing	
	●	Roles and Responsibilities	N/A	N/A	In Process	Pass & Ongoing	
	●	Key Stakeholders	N/A	N/A	In Process	Pass & Ongoing	



Save & Return

Print

*Achievement Value (AV) Scorecard DY3, Q2 July 1, 2017 - September 1, 2017 (Payment Advocate Community Providers, Inc. - Domain 1 Organizational AVs*

●	IT Expectations	N/A	N/A	In Process	Pass & Ongoing
●	Progress Reporting	N/A	N/A	In Process	Pass & Ongoing
<b>Total</b>					
<b>0</b>					

Section 09 Clinical Integration							
Process Measure	AV Driving	Milestone	Required Due Date	Committed Due Date	Milestone Status	Reviewer Status	AV Awarded
Clinical Integration	●	1. Perform a clinical integration 'needs assessment'.	6/30/216	6/30/216	Completed	Pass & Complete	N/A
							N/A
	●	2. Develop a Clinical Integration strategy.	N/A	N/A	In Process	Pass & Ongoing	N/A
							N/A
	●	Major Risks to Implementation & Risk Mitigation Strategies	N/A	N/A	In Process	Pass & Ongoing	
		Major Dependencies on Organizational Workstreams	N/A	N/A	In Process	Pass & Ongoing	
	●	Roles and Responsibilities	N/A	N/A	In Process	Pass & Ongoing	



Save & Return

Print

*Achievement Value (AV) Scorecard DY3, Q2 July 1, 2017 - September 1, 2017 (Payment Advocate Community Providers, Inc. - Domain 1 Organizational AVs*

Additional Clinical Integration Topic Areas	●						N/A
	●	Key Stakeholders	N/A	N/A	In Process	Pass & Ongoing	
	●						
	●	IT Expectations	N/A	N/A	In Process	Pass & Ongoing	
	●	Progress Reporting	N/A	N/A	In Process	Pass & Ongoing	
<b>Total</b>						<b>0</b>	



Save & Return

Print

Achievement Value (AV) Scorecard DY3, Q2 July 1, 2017 - September 1, 2017 (Payment Quarter)  
Advocate Community Providers, Inc. AV Adjustments

AV Adjustment Scoresheet								
Adjustment	AVs Per Project	Total Projects Selected	Total AVs Available	Total AVs Awarded		Adjusted AVs	Net AVs Awarded	
				Net Awarded	Percentage AV		Net Awarded	Percentage AV
Organizational Adjustments (applied to all projects)	5.00	10.00	50.00	50.00	100%	0.00	50.00	100%
Project Adjustments (applied to one project only)	Various	10.00	133.00	127.00	95%	0.00	127.00	95%
<b>Total</b>			<b>183.00</b>	<b>177.00</b>	<b>97%</b>	<b>0.00</b>	<b>177.00</b>	<b>97%</b>

Hide Reviewer Comments

Organizational

Project Adjustments

No AV Adjustments	
●	Please note that there are no AV adjustments for Advocate Community Providers, Inc. in DY2, Q1





Save & Return

Print

**Achievement Value (AV) Scorecard DY3, Q2 July 1, 2017 - September 1, 2017 (Payment Quarter)**  
**Advocate Community Providers, Inc. - Project 2.a.i**

Project Snapshot	
<b>Project Domain</b>	System Transformation Projects (Domain 2)
<b>Project ID</b>	2.a.i
<b>Project Title</b>	Create an Integrated Delivery System focused on Evidence Based Medicine and Population Health Management

Payment Snapshot	
<b>DY3, Q2 Payment Available</b>	\$ 3,677,104
<b>DY3, Q2 AV Earned</b>	\$ 3,677,104

2.a.i Scoresheet									
Domain	Component	Review Status	AVs Available	Net AVs Awarded	Percentage AV	Domain Funding % (DY3)	Domain Funding % (DY3, Q2)	Payment Available (\$)	Net Payment Earned (\$)
Domain 1	Domain 1 Organizational	Complete	5.00	5.00	100%	40%	80%	2,941,684	2,941,684
	Project Implementation Speed	N/A	0.00	0.00	0%				
	Patient Engagement Speed	N/A	0.00	0.00	0%				
<b>Domain 1 Subtotal</b>			<b>5.00</b>	<b>5.00</b>	<b>100%</b>	<b>40%</b>	<b>80%</b>	<b>2,941,684</b>	<b>2,941,684</b>
Domain 2	Domain 2 Pay for Reporting (P4R)	Complete	15.00	15.00	100%	10%	20%	735,421	735,421
	Domain 2 Pay for Performance (P4P)	N/A	N/A	N/A	N/A	50%	0%		
<b>Domain 2 Subtotal</b>			<b>15.00</b>	<b>15.00</b>	<b>100%</b>	<b>60%</b>	<b>20%</b>	<b>735,421</b>	<b>735,421</b>
<b>Total</b>		<b>Complete</b>	<b>20.00</b>	<b>20.00</b>	<b>100%</b>	<b>100%</b>	<b>100%</b>	<b>3,677,104</b>	<b>3,677,104</b>

Total Project 2.a.i AVs Awarded: 20 out of 20

Hide Reviewer Comments

Domain 1 Project Milestones Project 2.a.i						
AV Driving	Project Requirement and Metric/Deliverable	Required Due Date	Committed Due Date	Milestone Status	Reviewer Status	AVs Awarded
●	Module 1 - Major risks to implementation and mitigation strategies	Ongoing	N/A	In Process	Pass & Ongoing	N/A
	<i>Enter Reviewer Comment</i>					



Save & Return

Print

**Achievement Value (AV) Scorecard DY3, Q2 July 1, 2017 - September 1, 2017 (Payment Quarter)**  
**Advocate Community Providers, Inc. - Project 2.a.i**

●	Module 2 - Project Implementation Speed	Ongoing	N/A	In Process	Pass & Ongoing	0.00
<i>Enter Reviewer Comment</i>						
<b>Total</b>						<b>0.00</b>

Domain 1 Project Prescribed Milestones Project 2.a.i						
AV Driving	Project Requirement and Metric/Deliverable	Required Due Date	Committed Due Date	Milestone Status	Reviewer Status	AVs Awarded
●	1. All PPS providers must be included in the Integrated Delivery System. The IDS should include all medical, behavioral, post-acute, long-term care, and community-based service providers within the PPS network; additionally, the IDS structure must include payers and social service organizations, as necessary to support its strategy.			In Process	Pass & Ongoing	N/A
<i>Enter Reviewer Comment</i>						
●	2. Utilize partnering HH and ACO population health management systems and capabilities to implement the PPS' strategy towards evolving into an IDS.	3/31/2017	3/31/2017	Completed	Pass & Complete	N/A
<i>Enter Reviewer Comment</i>						
●	3. Ensure patients receive appropriate health care and community support, including medical and behavioral health, post-acute care, long term care and public health services.	3/31/2017	3/31/2017	Completed	Pass & Complete	N/A
<i>Enter Reviewer Comment</i>						
●	4. Ensure that all PPS safety net providers are actively sharing EHR systems with local health information exchange/RHIO/SHIN-NY and sharing health information among clinical partners, including directed exchange (secure messaging), alerts and patient record look up, by the end of Demonstration Year (DY) 3.			In Process	Pass & Ongoing	N/A



Save & Return

Print

Achievement Value (AV) Scorecard DY3, Q2 July 1, 2017 - September 1, 2017 (Payment Quarter) Advocate Community Providers, Inc. - Project 2.a.i

	<i>Enter Reviewer Comment</i>					
●	5. Ensure that EHR systems used by participating safety net providers meet Meaningful Use and PCMH Level 3 standards and/or APCM by the end of Demonstration Year 3.			In Process	Pass & Ongoing	N/A
	<i>Enter Reviewer Comment</i>					
●	6. Perform population health management by actively using EHRs and other IT platforms, including use of targeted patient registries, for all participating safety net providers.			In Process	Pass & Ongoing	N/A
	<i>Enter Reviewer Comment</i>					
●	7. Achieve 2014 Level 3 PCMH primary care certification and/or meet state-determined criteria for Advanced Primary Care Models for all participating PCPs, expand access to primary care providers, and meet EHR Meaningful Use standards by the end of DY 3.			In Process	Pass & Ongoing	N/A
	<i>Enter Reviewer Comment</i>					
●	8. Contract with Medicaid Managed Care Organizations and other payers, as appropriate, as an integrated system and establish value-based payment arrangements.			In Process	Pass & Ongoing	N/A
	<i>Enter Reviewer Comment</i>					
●	9. Establish monthly meetings with Medicaid MCOs to discuss utilization trends, performance issues, and payment reform.	3/31/2017	3/31/2017	Completed	Pass & Complete	N/A
	<i>Enter Reviewer Comment</i>					
●	10. Re-enforce the transition towards value-based payment reform by aligning provider compensation to patient outcomes.			In Process	Pass & Ongoing	N/A
	<i>Enter Reviewer Comment</i>					



Save & Return

**Achievement Value (AV) Scorecard DY3, Q2 July 1, 2017 - September 1, 2017 (Payment Quarter)**  
**Advocate Community Providers, Inc. - Project 2.a.i**

Print

●	11. Engage patients in the integrated delivery system through outreach and navigation activities, leveraging community health workers, peers, and culturally competent community-based organizations, as			Completed	Pass & Complete	N/A
<i>Enter Reviewer Comment</i>						
<b>Total</b>						<b>0.00</b>

Domain 2 Pay for Performance and Pay for Reporting Project			
AV Driving	Measure	Reviewer Status	AVs Awarded
●	Adult Access to Preventive or Ambulatory Care - 20 to 44 years	Pass & Ongoing	0.3333333
<i>Enter Reviewer Comment</i>			
●	Adult Access to Preventive or Ambulatory Care - 45 to 64 years	Pass & Ongoing	0.3333333
<i>Enter Reviewer Comment</i>			
●	Adult Access to Preventive or Ambulatory Care - 65 and older	Pass & Ongoing	0.3333333
<i>Enter Reviewer Comment</i>			
●	CAHPS Measures - Care Coordination with provider up-to-date about care received from other providers	Pass & Ongoing	1
<i>Enter Reviewer Comment</i>			
●	Children's Access to Primary Care- 12 to 19 years	Pass & Ongoing	0.25
<i>Enter Reviewer Comment</i>			





Save & Return

Print

Achievement Value (AV) Scorecard DY3, Q2 July 1, 2017 - September 1, 2017 (Payment Quarter) Advocate Community Providers, Inc. - Project 2.a.i

●	Children's Access to Primary Care- 12 to 24 months	Pass & Ongoing	0.25
	<i>Enter Reviewer Comment</i>		
●	Children's Access to Primary Care- 25 months to 6 years	Pass & Ongoing	0.25
	<i>Enter Reviewer Comment</i>		
●	Children's Access to Primary Care- 7 to 11 years	Pass & Ongoing	0.25
	<i>Enter Reviewer Comment</i>		
●	Getting Timely Appointments, Care and information (Q6, 8, 10, and 12)	Pass & Ongoing	0.5
	<i>Enter Reviewer Comment</i>		
●	Helpful, Courteous, and Respectful Office Staff (Q24 and 25)	Pass & Ongoing	0.5
	<i>Enter Reviewer Comment</i>		
●	H-CAHPS – Care Transition Metrics	Pass & Ongoing	1
	<i>Enter Reviewer Comment</i>		
●	Medicaid Spending on ER and Inpatient Services ±	Pass & Ongoing	1
	<i>Enter Reviewer Comment</i>		
●	Medicaid spending on Primary Care and community based behavioral health care	Pass & Ongoing	1
	<i>Enter Reviewer Comment</i>		



Save & Return

Print

Achievement Value (AV) Scorecard DY3, Q2 July 1, 2017 - September 1, 2017 (Payment Quarter) Advocate Community Providers, Inc. - Project 2.a.i

	<i>Enter Reviewer Comment</i>		
●	PDI 90- Composite of all measures +/-	Pass & Ongoing	1
	<i>Enter Reviewer Comment</i>		
●	Percent of eligible providers with participating agreements with RHIOs, meeting Meaningful Use criteria and able to participate in bidirectional exchange	Pass & Ongoing	1
	<i>Enter Reviewer Comment</i>		
●	Percent of PCP meeting PCMH (NCQA) or Advance Primary Care (SHIP) standards	Pass & Ongoing	1
	<i>Enter Reviewer Comment</i>		
●	Percent of total Medicaid provider reimbursement received through sub-capitation or other forms of non-FFS reimbursement	Pass & Ongoing	1
	<i>Enter Reviewer Comment</i>		
●	Potentially Avoidable Emergency Room Visits	Pass & Ongoing	1
	<i>Enter Reviewer Comment</i>		
●	Potentially Avoidable Readmissions	Pass & Ongoing	1
	<i>Enter Reviewer Comment</i>		
●	PQI 90 - Composite of all measures +/-	Pass & Ongoing	1
	<i>Enter Reviewer Comment</i>		



Save & Return

Print

**Achievement Value (AV) Scorecard DY3, Q2 July 1, 2017 - September 1, 2017 (Payment Quarter)**  
**Advocate Community Providers, Inc. - Project 2.a.i**

●	Primary Care - Length of Relationship - Q3	Pass & Ongoing	0.5
	<i>Enter Reviewer Comment</i>		
●	Primary Care - Usual Source of Care - Q2	Pass & Ongoing	0.5
	<i>Enter Reviewer Comment</i>		
<b>Total</b>			<b>15.00</b>



Save & Return

Print

**Achievement Value (AV) Scorecard DY3, Q2 July 1, 2017 - September 1, 2017 (Payment Quarter)**  
**Advocate Community Providers, Inc. - Project 2.a.iii**

Project Snapshot	
<b>Project Domain</b>	System Transformation Projects (Domain 2)
<b>Project ID</b>	2.a.iii
<b>Project Title</b>	Health Home At-Risk Intervention Program: Proactive management of higher risk patients not currently eligible for Health Homes through access

Payment Snapshot	
<b>DY3, Q2 Payment Available</b>	\$ 2,984,174
<b>DY3, Q2 Payment Earned</b>	\$ 2,984,174

2.a.iii Scoresheet									
Domain	Component	Review Status	AVs Available	Net AVs Awarded	Percentage AV	Domain Funding % (DY3)	Domain Funding % (DY3, Q2)	Payment Available (\$)	Net Payment Earned (\$)
Domain 1	Domain 1 Organizational	Complete	5.00	5.00	100%	40%	80%	2,387,339	2,387,339
	Project Implementation Speed	N/A	0.00	0.00	0%				
	Patient Engagement Speed	Complete	1.00	1.00	100%				
<b>Domain 1 Subtotal</b>			<b>6.00</b>	<b>6.00</b>	<b>100%</b>	<b>40%</b>	<b>80%</b>	<b>2,387,339</b>	<b>2,387,339</b>
Domain 2	Domain 2 Pay for Reporting (P4R)	Complete	15.00	15.00	100%	10%	20%	596,835	596,835
	Domain 2 Pay for Performance (P4P)	N/A	N/A	N/A	N/A	50%	0%	-	-
<b>Domain 2 Subtotal</b>			<b>15.00</b>	<b>15.00</b>	<b>100%</b>	<b>60%</b>	<b>20%</b>	<b>596,835</b>	<b>596,835</b>
<b>Total</b>		<b>Complete</b>	<b>21.00</b>	<b>21.00</b>	<b>100%</b>	<b>100%</b>	<b>100%</b>	<b>2,984,174</b>	<b>2,984,174</b>

Total Project 2.a.iii AVs Awarded: 21 out of 21

Hide Reviewer Comments

Domain 1 Project Milestones Project 2.a.iii						
AV Driving	Project Requirement and Metric/Deliverable	Required Due Date	Committed Due Date	Milestone Status	Reviewer Status	AVs Awarded
	Module 1 - Major risks to implementation and mitigation strategies	Ongoing	N/A	In Process	Pass & Ongoing	N/A

Save & Return

Print

**Achievement Value (AV) Scorecard DY3, Q2 July 1, 2017 - September 1, 2017 (Payment Quarter)**  
**Advocate Community Providers, Inc. - Project 2.a.iii**

	<i>Enter Reviewer Comment</i>					
●	Module 2 - Project Implementation Speed	Ongoing	N/A	In Process	Pass & Ongoing	0.00
	<i>Enter Reviewer Comment</i>					
●	Module 3 - Patient Engagement Speed	Ongoing	N/A	In Process	Pass & Ongoing	1.00
	<i>Enter Reviewer Comment</i>					
<b>Total</b>						<b>1.00</b>

Domain 1 Project Prescribed Milestones Project 2.a.iii						
AV Driving	Project Requirement and Metric/Deliverable	Required Due Date	Committed Due Date	Milestone Status	Reviewer Status	AVs Awarded
●	1. Develop a Health Home At-Risk Intervention Program, utilizing participating HHS as well as PCMH/APC PCPs in care coordination within the program.	3/31/2017	3/31/2017	Completed	Pass & Complete	N/A
	<i>Enter Reviewer Comment</i>					
●	2. Ensure all primary care providers participating in the project meet NCQA (2011) accredited Patient Centered Medical Home, Level 3 standards and will achieve NCQA 2014 Level 3 PCMH and/or Advanced Primary Care accreditation by Demonstration Year (DY) 3.			In Process	Pass & Ongoing	N/A
	<i>Enter Reviewer Comment</i>					
●	3. Ensure that all participating safety net providers are actively sharing EHR systems with local health information exchange/RHIO/SHIN-NY and sharing health information among clinical partners, including direct exchange (secure messaging), alerts and patient record look up.			In Process	Pass & Ongoing	N/A



Save & Return

Print

**Achievement Value (AV) Scorecard DY3, Q2 July 1, 2017 - September 1, 2017 (Payment Quarter)**  
**Advocate Community Providers, Inc. - Project 2.a.iii**

	<i>Enter Reviewer Comment</i>					
●	4. Ensure that EHR systems used by participating safety net providers meet Meaningful Use and PCMH Level 3 standards and/or APCM.			In Process	Pass & Ongoing	N/A
	<i>Enter Reviewer Comment</i>					
●	5. Perform population health management by actively using EHRs and other IT platforms, including use of targeted patient registries, for all participating safety net providers.			In Process	Pass & Ongoing	N/A
	<i>Enter Reviewer Comment</i>					
●	6. Develop a comprehensive care management plan for each patient to engage him/her in care and to reduce patient risk factors.			In Process	Pass & Ongoing	N/A
	<i>Enter Reviewer Comment</i>					
●	7. Establish partnerships between primary care providers and the local Health Home for care management services. This plan should clearly delineate roles and responsibilities for both parties.	3/31/2017	3/31/2017	Completed	Pass & Complete	N/A
	<i>Enter Reviewer Comment</i>					
●	8. Establish partnerships between the primary care providers, in concert with the Health Home, with network resources for needed services. Where necessary, the provider will work with local government units (such as SPOAs and public health departments).	3/31/2017	3/31/2017	Completed	Pass & Ongoing	N/A
	<i>Enter Reviewer Comment</i>					
●	9. Implement evidence-based practice guidelines to address risk factor reduction as well as to ensure appropriate management of chronic diseases. Develop educational materials consistent with cultural and linguistic needs of the population.	3/31/2017	3/31/2017	Completed	Pass & Ongoing	N/A



Save & Return

Print

**Achievement Value (AV) Scorecard DY3, Q2 July 1, 2017 - September 1, 2017 (Payment Quarter)**  
**Advocate Community Providers, Inc. - Project 2.a.iii**

<i>Enter Reviewer Comment</i>	
<b>Total</b>	<b>0.00</b>

Domain 2 Pay for Performance and Pay for Reporting Project 2.a.iii			
AV Driving	Measure	Reviewer Status	AVs Awarded
●	Adult Access to Preventive or Ambulatory Care - 20 to 44 years	Pass & Ongoing	0.3333333
	<i>Enter Reviewer Comment</i>		
●	Adult Access to Preventive or Ambulatory Care - 45 to 64 years	Pass & Ongoing	0.3333333
	<i>Enter Reviewer Comment</i>		
●	Adult Access to Preventive or Ambulatory Care - 65 and older	Pass & Ongoing	0.3333333
	<i>Enter Reviewer Comment</i>		
●	CAHPS Measures - Care Coordination with provider up-to-date about care received from other providers	Pass & Ongoing	1
	<i>Enter Reviewer Comment</i>		
●	Children's Access to Primary Care- 12 to 19 years	Pass & Ongoing	0.25
	<i>Enter Reviewer Comment</i>		
●	Children's Access to Primary Care- 12 to 24 months	Pass & Ongoing	0.25
	<i>Enter Reviewer Comment</i>		



Save & Return

Print

**Achievement Value (AV) Scorecard DY3, Q2 July 1, 2017 - September 1, 2017 (Payment Quarter)**  
**Advocate Community Providers, Inc. - Project 2.a.iii**

	<i>Enter Reviewer Comment</i>		
●	Children's Access to Primary Care- 25 months to 6 years	Pass & Ongoing	0.25
	<i>Enter Reviewer Comment</i>		
●	Children's Access to Primary Care- 7 to 11 years	Pass & Ongoing	0.25
	<i>Enter Reviewer Comment</i>		
●	Getting Timely Appointments, Care and information (Q6, 8, 10, and 12)	Pass & Ongoing	0.5
	<i>Enter Reviewer Comment</i>		
●	Helpful, Courteous, and Respectful Office Staff (Q24 and 25)	Pass & Ongoing	0.5
	<i>Enter Reviewer Comment</i>		
●	H-CAHPS – Care Transition Metrics	Pass & Ongoing	1
	<i>Enter Reviewer Comment</i>		
●	Medicaid Spending on ER and Inpatient Services ±	Pass & Ongoing	1
	<i>Enter Reviewer Comment</i>		
●	Medicaid spending on Primary Care and community based behavioral health care	Pass & Ongoing	1
	<i>Enter Reviewer Comment</i>		
●	PDI 90– Composite of all measures +/-	Pass & Ongoing	1





Save & Return

Print

**Achievement Value (AV) Scorecard DY3, Q2 July 1, 2017 - September 1, 2017 (Payment Quarter)**  
**Advocate Community Providers, Inc. - Project 2.a.iii**

	<i>Enter Reviewer Comment</i>		
●	Percent of eligible providers with participating agreements with RHIOs, meeting Meaningful Use criteria and able to participate in bidirectional exchange	Pass & Ongoing	1
	<i>Enter Reviewer Comment</i>		
●	Percent of PCP meeting PCMH (NCQA) or Advance Primary Care (SHIP) standards	Pass & Ongoing	1
	<i>Enter Reviewer Comment</i>		
●	Percent of total Medicaid provider reimbursement received through sub-capitation or other forms of non-FFS reimbursement	Pass & Ongoing	1
	<i>Enter Reviewer Comment</i>		
●	Potentially Avoidable Emergency Room Visits	Pass & Ongoing	1
	<i>Enter Reviewer Comment</i>		
●	Potentially Avoidable Readmissions	Pass & Ongoing	1
	<i>Enter Reviewer Comment</i>		
●	PQI 90 – Composite of all measures +/-	Pass & Ongoing	1
	<i>Enter Reviewer Comment</i>		
●	Primary Care - Length of Relationship - Q3	Pass & Ongoing	0.5
	<i>Enter Reviewer Comment</i>		



Save & Return

Print

**Achievement Value (AV) Scorecard DY3, Q2 July 1, 2017 - September 1, 2017 (Payment Quarter)**  
**Advocate Community Providers, Inc. - Project 2.a.iii**

●	Primary Care - Usual Source of Care - Q2	Pass & Ongoing	0.5
<i>Enter Reviewer Comment</i>			
<b>Total</b>			<b>15.00</b>

Save & Return

Print

**Achievement Value (AV) Scorecard DY3, Q2 July 1, 2017 - September 1, 2017 (Payment Quarter)**  
**Advocate Community Providers, Inc. - Project 2.b.iii**

Project Snapshot	
Project Domain	System Transformation Projects
Project ID	2.b.iii
Project Title	ED care triage for at-risk populations

Payment Snapshot	
DY3, Q2 Payment Available	\$ 2,602,540
DY3, Q2 Payment Earned	\$ 2,602,540

2.b.iii Scoresheet									
Domain	Component	Review Status	AVs Available	Net AVs Awarded	Percentage AV	Domain Funding % (DY3)	Domain Funding % (DY3, Q2)	Payment Available (\$)	Net Payment Earned (\$)
Domain 1	Domain 1 Organizational	Complete	5.00	5.00	100%	40%	80%	2,082,032	2,082,032
	Project Implementation Speed	N/A	0.00	0.00	0%				
	Patient Engagement Speed	Complete	1.00	1.00	100%				
<b>Domain 1 Subtotal</b>			<b>6.00</b>	<b>6.00</b>	<b>100%</b>	<b>40%</b>	<b>80%</b>	<b>2,082,032</b>	<b>2,082,032</b>
Domain 2	Domain 2 Pay for Reporting (P4R)	Complete	15.00	15.00	100%	10%	20%	520,508	520,508
	Domain 2 Pay for Performance (P4P)	N/A	N/A	N/A	N/A	50%	0%	-	-
<b>Domain 2 Subtotal</b>			<b>15.00</b>	<b>15.00</b>	<b>100%</b>	<b>60%</b>	<b>20%</b>	<b>520,508</b>	<b>520,508</b>
<b>Total</b>		<b>Complete</b>	<b>21.00</b>	<b>21.00</b>	<b>100%</b>	<b>100%</b>	<b>100%</b>	<b>2,602,540</b>	<b>2,602,540</b>

Total Project 2.b.iii AVs Awarded: 21 out of 21

Hide Reviewer Comments

Domain 1 Project Milestones Project 2.b.iii						
AV Driving	Project Requirement and Metric/Deliverable	Required Due Date	Committed Due Date	Milestone Status	Reviewer Status	AVs Awarded
	Module 1 - Major risks to implementation and mitigation strategies	Ongoing	N/A	In Process	Pass & Ongoing	N/A



Save & Return

Print

**Achievement Value (AV) Scorecard DY3, Q2 July 1, 2017 - September 1, 2017 (Payment Quarter)**  
**Advocate Community Providers, Inc. - Project 2.b.iii**

	<i>Enter Reviewer Comment</i>					
●	Module 2 - Project Implementation Speed	Ongoing	N/A	In Process	Pass & Ongoing	0.00
	<i>Enter Reviewer Comment</i>					
●	Module 3 - Patient Engagement Speed	Ongoing	N/A	In Process	Pass & Ongoing	1
	<i>Enter Reviewer Comment</i>					
<b>Total</b>						<b>1.00</b>

Domain 1 Project Prescribed Milestones Project 2.b.iii						
AV Driving	Project Requirement and Metric/Deliverable	Required Due Date	Committed Due Date	Milestone Status	Reviewer Status	AVs Awarded
●	1. Establish ED care triage program for at-risk populations			In Process	Pass & Ongoing	N/A
	<i>Enter Reviewer Comment</i>					
●	2. Participating EDs will establish partnerships to community primary care providers with an emphasis on those that are PCMHs and have open access scheduling. a. Achieve NCQA 2014 Level 3 Medical Home standards or NYS Advanced Primary Care Model standards by the end of DSRIP Year 3. b. Develop process and procedures to establish connectivity between the emergency department and community primary care providers.			In Process	Pass & Ongoing	N/A
	<i>Enter Reviewer Comment</i>					



Save & Return

Print

**Achievement Value (AV) Scorecard DY3, Q2 July 1, 2017 - September 1, 2017 (Payment Quarter)**  
**Advocate Community Providers, Inc. - Project 2.b.iii**

●	3. For patients presenting with minor illnesses who do not have a primary care provider: a. Patient navigators will assist the presenting patient to receive an immediate appointment with a primary care provider, after required medical screening examination, to validate a non-emergency need. b. Patient navigator will assist the patient with identifying and accessing needed community support resources. c. Patient navigator will assist the member in receiving a timely appointment with that provider's office (for patients with a primary care				In Process	Pass & Ongoing	N/A
	<i>Enter Reviewer Comment</i>						
●	4. Established protocols allowing ED and first responders - under supervision of the ED practitioners - to transport patients with non-acute disorders to alternate care sites including the PCMH to receive more appropriate level of care. (This requirement is optional.)	3/31/2017	3/31/2017	Completed		Pass & Ongoing	N/A
	<i>Enter Reviewer Comment</i>						
●	5. Use EHRs and other technical platforms to track all patients engaged in the project.	3/31/2017	3/31/2017	Completed		Pass & Ongoing	N/A
	<i>Enter Reviewer Comment</i>						
<b>Total</b>							<b>0.00</b>

Domain 2 Pay for Performance and Pay for Reporting Project 2.b.iii			
AV Driving	Measure	Reviewer Status	AVs Awarded
●	Adult Access to Preventive or Ambulatory Care - 20 to 44 years	Pass & Ongoing	0.3333333
<i>Enter Reviewer Comment</i>			



Save & Return

Print

Achievement Value (AV) Scorecard DY3, Q2 July 1, 2017 - September 1, 2017 (Payment Quarter) Advocate Community Providers, Inc. - Project 2.b.iii

●	Adult Access to Preventive or Ambulatory Care - 45 to 64 years	Pass & Ongoing	0.3333333
<i>Enter Reviewer Comment</i>			
●	Adult Access to Preventive or Ambulatory Care - 65 and older	Pass & Ongoing	0.3333333
<i>Enter Reviewer Comment</i>			
●	CAHPS Measures - Care Coordination with provider up-to-date about care received from other providers	Pass & Ongoing	1
<i>Enter Reviewer Comment</i>			
●	Children's Access to Primary Care- 12 to 19 years	Pass & Ongoing	0.25
<i>Enter Reviewer Comment</i>			
●	Children's Access to Primary Care- 12 to 24 months	Pass & Ongoing	0.25
<i>Enter Reviewer Comment</i>			
●	Children's Access to Primary Care- 25 months to 6 years	Pass & Ongoing	0.25
<i>Enter Reviewer Comment</i>			
●	Children's Access to Primary Care- 7 to 11 years	Pass & Ongoing	0.25
<i>Enter Reviewer Comment</i>			
●	Getting Timely Appointments, Care and information (Q6, 8, 10, and 12)	Pass & Ongoing	0.5



Save & Return

Print

**Achievement Value (AV) Scorecard DY3, Q2 July 1, 2017 - September 1, 2017 (Payment Quarter)**  
**Advocate Community Providers, Inc. - Project 2.b.iii**

	<i>Enter Reviewer Comment</i>		
●	Helpful, Courteous, and Respectful Office Staff (Q24 and 25)	Pass & Ongoing	0.5
	<i>Enter Reviewer Comment</i>		
●	H-CAHPS – Care Transition Metrics	Pass & Ongoing	1
	<i>Enter Reviewer Comment</i>		
●	Medicaid Spending on ER and Inpatient Services ±	Pass & Ongoing	1
	<i>Enter Reviewer Comment</i>		
●	Medicaid spending on Primary Care and community based behavioral health care	Pass & Ongoing	1
	<i>Enter Reviewer Comment</i>		
●	PDI 90– Composite of all measures +/-	Pass & Ongoing	1
	<i>Enter Reviewer Comment</i>		
●	Percent of eligible providers with participating agreements with RHIOs, meeting Meaningful Use criteria and able to participate in bidirectional exchange	Pass & Ongoing	1
	<i>Enter Reviewer Comment</i>		
●	Percent of PCP meeting PCMH (NCQA) or Advance Primary Care (SHIP) standards	Pass & Ongoing	1
	<i>Enter Reviewer Comment</i>		



Save & Return

Print

**Achievement Value (AV) Scorecard DY3, Q2 July 1, 2017 - September 1, 2017 (Payment Quarter)**  
**Advocate Community Providers, Inc. - Project 2.b.iii**

●	Percent of total Medicaid provider reimbursement received through sub-capitation or other forms of non-FFS reimbursement	Pass & Ongoing	1
<i>Enter Reviewer Comment</i>			
●	Potentially Avoidable Emergency Room Visits	Pass & Ongoing	1
<i>Enter Reviewer Comment</i>			
●	Potentially Avoidable Readmissions	Pass & Ongoing	1
<i>Enter Reviewer Comment</i>			
●	PQI 90 – Composite of all measures +/-	Pass & Ongoing	1
<i>Enter Reviewer Comment</i>			
●	Primary Care - Length of Relationship - Q3	Pass & Ongoing	0.5
<i>Enter Reviewer Comment</i>			
●	Primary Care - Usual Source of Care - Q2	Pass & Ongoing	0.5
<i>Enter Reviewer Comment</i>			
<b>Total</b>			<b>15.00</b>





Save & Return

Print

**Achievement Value (AV) Scorecard DY3, Q2 July 1, 2017 - September 1, 2017 (Payment Quarter)**  
**Advocate Community Providers, Inc. - Project 2.b.iv**

Project Snapshot	
<b>Project Domain</b>	System Transformation Projects (Domain 2)
<b>Project ID</b>	2.b.iv
<b>Project Title</b>	Care transitions intervention patients with a care transition plan developed prior to discharge.

Payment Snapshot	
<b>DY3, Q2 Payment Available</b>	\$ 2,797,367
<b>DY3, Q2 Payment Earned</b>	\$ 2,797,367

2.b.iv Scoresheet									
Domain	Component	Review Status	AVs Available	Net AVs Awarded	Percentage AV	Domain Funding % (DY3)	Domain Funding % (DY3, Q2)	Payment Available (\$)	Net Payment Earned (\$)
Domain 1	Domain 1 Organizational	Complete	5.00	5.00	100%	40%	80%	2,237,894	2,237,894
	Project Implementation Speed	N/A	0.00	0.00	0%				
	Patient Engagement Speed	Complete	1.00	1.00	100%				
<b>Domain 1 Subtotal</b>			<b>6.00</b>	<b>6.00</b>	<b>100%</b>	<b>40%</b>	<b>80%</b>	<b>2,237,894</b>	<b>2,237,894</b>
Domain 2	Domain 2 Pay for Reporting (P4R)	Complete	15.00	15.00	100%	10%	20%	559,473	559,473
	Domain 2 Pay for Performance (P4P)	N/A	N/A	N/A	N/A	50%	0%	-	-
<b>Domain 2 Subtotal</b>			<b>15.00</b>	<b>15.00</b>	<b>100%</b>	<b>60%</b>	<b>20%</b>	<b>559,473</b>	<b>559,473</b>
<b>Total</b>		<b>Complete</b>	<b>21.00</b>	<b>21.00</b>	<b>100%</b>	<b>100%</b>	<b>100%</b>	<b>2,797,367</b>	<b>2,797,367</b>

Total Project 2.b.iv AVs Awarded: 21 out of 21

Hide Reviewer Comments

Domain 1 Project Milestones Project 2.b.iv						
AV Driving	Project Requirement and Metric/Deliverable	Required Due Date	Committed Due Date	Milestone Status	Reviewer Status	AVs Awarded
	Module 1 - Major risks to implementation and mitigation strategies	Ongoing	N/A	In Process	Pass & Ongoing	N/A



Save & Return

Print

**Achievement Value (AV) Scorecard DY3, Q2 July 1, 2017 - September 1, 2017 (Payment Quarter)**  
**Advocate Community Providers, Inc. - Project 2.b.iv**

	<i>Enter Reviewer Comment</i>					
●	Module 2 - Project Implementation Speed	Ongoing	N/A	In Process	Pass & Ongoing	0.00
	<i>Enter Reviewer Comment</i>					
●	Module 3 - Patient Engagement Speed	Ongoing	N/A	In Process	Pass & Ongoing	1
	<i>Enter Reviewer Comment</i>					
<b>Total</b>						<b>1.00</b>

Domain 1 Project Prescribed Milestones Project 2.b.iv						
AV Driving	Project Requirement and Metric/Deliverable	Required Due Date	Committed Due Date	Milestone Status	Reviewer Status	AVs Awarded
●	1. Develop standardized protocols for a Care Transitions Intervention Model with all participating hospitals, partnering with a home care service or other appropriate community agency.	3/31/2017	3/31/2017	Completed	Pass & Complete	N/A
	<i>Enter Reviewer Comment</i>					
●	2. Engage with the Medicaid Managed Care Organizations and Health Homes to develop transition of care protocols that will ensure appropriate post-discharge protocols are followed.	3/31/2017	3/31/2017	Completed	Pass & Complete	N/A
	<i>Enter Reviewer Comment</i>					
●	3. Ensure required social services participate in the project.	3/31/2017	3/31/2017	Completed	Pass & Complete	N/A
	<i>Enter Reviewer Comment</i>					



Save & Return

Print

**Achievement Value (AV) Scorecard DY3, Q2 July 1, 2017 - September 1, 2017 (Payment Quarter)**  
**Advocate Community Providers, Inc. - Project 2.b.iv**

●	4. Transition of care protocols will include early notification of planned discharges and the ability of the transition care manager to visit the patient in the hospital to develop the transition of care services.	3/31/2017	3/31/2017	Completed	Pass & Complete	N/A
<i>Enter Reviewer Comment</i>						
●	5. Protocols will include care record transitions with timely updates provided to the members' providers, particularly primary care provider.	3/31/2017	3/31/2017	Completed	Pass & Complete	N/A
<i>Enter Reviewer Comment</i>						
●	6. Ensure that a 30-day transition of care period is established.	3/31/2017	3/31/2017	Completed	Pass & Complete	N/A
<i>Enter Reviewer Comment</i>						
●	7. Use EHRs and other technical platforms to track all patients engaged in the project.	3/31/2017	3/31/2017	Completed	Pass & Complete	N/A
<i>Enter Reviewer Comment</i>						
<b>Total</b>						<b>0.00</b>

Domain 2 Pay for Performance and Pay for Reporting Project 2.b.iv			
AV Driving	Measure	Reviewer Status	AVs Awarded
●	Adult Access to Preventive or Ambulatory Care - 20 to 44 years	Pass & Ongoing	0.3333333
<i>Enter Reviewer Comment</i>			
●	Adult Access to Preventive or Ambulatory Care - 45 to 64 years	Pass & Ongoing	0.3333333
<i>Enter Reviewer Comment</i>			



Save & Return

Print

Achievement Value (AV) Scorecard DY3, Q2 July 1, 2017 - September 1, 2017 (Payment Quarter) Advocate Community Providers, Inc. - Project 2.b.iv

●	Adult Access to Preventive or Ambulatory Care - 65 and older	Pass & Ongoing	0.3333333
<i>Enter Reviewer Comment</i>			
●	CAHPS Measures - Care Coordination with provider up-to-date about care received from other providers	Pass & Ongoing	1
<i>Enter Reviewer Comment</i>			
●	Children's Access to Primary Care- 12 to 19 years	Pass & Ongoing	0.25
<i>Enter Reviewer Comment</i>			
●	Children's Access to Primary Care- 12 to 24 months	Pass & Ongoing	0.25
<i>Enter Reviewer Comment</i>			
●	Children's Access to Primary Care- 25 months to 6 years	Pass & Ongoing	0.25
<i>Enter Reviewer Comment</i>			
●	Children's Access to Primary Care- 7 to 11 years	Pass & Ongoing	0.25
<i>Enter Reviewer Comment</i>			
●	Getting Timely Appointments, Care and information (Q6, 8, 10, and 12)	Pass & Ongoing	0.5
<i>Enter Reviewer Comment</i>			
●	Helpful, Courteous, and Respectful Office Staff (Q24 and 25)	Pass & Ongoing	0.5



Save & Return

Print

Achievement Value (AV) Scorecard DY3, Q2 July 1, 2017 - September 1, 2017 (Payment Quarter) Advocate Community Providers, Inc. - Project 2.b.iv

	<i>Enter Reviewer Comment</i>		
●	H-CAHPS – Care Transition Metrics	Pass & Ongoing	1
	<i>Enter Reviewer Comment</i>		
●	Medicaid Spending on ER and Inpatient Services ±	Pass & Ongoing	1
	<i>Enter Reviewer Comment</i>		
●	Medicaid spending on Primary Care and community based behavioral health care	Pass & Ongoing	1
	<i>Enter Reviewer Comment</i>		
●	PDI 90– Composite of all measures +/-	Pass & Ongoing	1
	<i>Enter Reviewer Comment</i>		
●	Percent of eligible providers with participating agreements with RHIOs, meeting Meaningful Use criteria and able to participate in bidirectional exchange	Pass & Ongoing	1
	<i>Enter Reviewer Comment</i>		
●	Percent of PCP meeting PCMH (NCQA) or Advance Primary Care (SHIP) standards	Pass & Ongoing	1
	<i>Enter Reviewer Comment</i>		
●	Percent of total Medicaid provider reimbursement received through sub-capitation or other forms of non-FFS reimbursement	Pass & Ongoing	1
	<i>Enter Reviewer Comment</i>		



Save & Return

Print

**Achievement Value (AV) Scorecard DY3, Q2 July 1, 2017 - September 1, 2017 (Payment Quarter)**  
**Advocate Community Providers, Inc. - Project 2.b.iv**

●	Potentially Avoidable Emergency Room Visits	Pass & Ongoing	1
	<i>Enter Reviewer Comment</i>		
●	Potentially Avoidable Readmissions	Pass & Ongoing	1
	<i>Enter Reviewer Comment</i>		
●	PQI 90 – Composite of all measures +/-	Pass & Ongoing	1
	<i>Enter Reviewer Comment</i>		
●	Primary Care - Length of Relationship - Q3	Pass & Ongoing	0.5
	<i>Enter Reviewer Comment</i>		
●	Primary Care - Usual Source of Care - Q2	Pass & Ongoing	0.5
	<i>Enter Reviewer Comment</i>		
<b>Total</b>			<b>15.00</b>



Save & Return

Print

Achievement Value (AV) Scorecard DY3, Q2 July 1, 2017 - September 1, 2017 (Payment Quarter)  
Advocate Community Providers, Inc. - Project 3.a.i

Project Snapshot	
Project Domain	Clinical Improvement Projects (Domain 3)
Project ID	3.a.i
Project Title	Integration of primary care and behavioral health services

Payment Snapshot	
DY3, Q2 Payment Available	\$ 5,022,216
DY3, Q2 Payment Earned	\$ 3,766,662

3.a.i Scoresheet									
Domain	Component	Review Status	AVs Available	Net AVs Awarded	Percentage AV	Domain Funding % (DY3)	Domain Funding % (DY3, Q2)	Payment Available (\$)	Net Payment Earned (\$)
Domain 1	Domain 1 Organizational	Complete	5.00	5.00	100%	40%	40%	2,008,886	2,008,886
	Project Implementation Speed	N/A	0.00	0.00	0%				
	Patient Engagement Speed	Complete	1.00	1.00	100%				
<b>Domain 1 Subtotal</b>			<b>6.00</b>	<b>6.00</b>	<b>100%</b>	<b>40%</b>	<b>40%</b>	<b>2,008,886</b>	<b>2,008,886</b>
Domain 3	Domain 3 Pay for Reporting (P4R)	Complete	2.00	2.00	100%	10%	10%	502,222	502,222
	Domain 3 Pay for Performance		8.00	4.00	50%	50%	50%	2,511,108	1,255,553.97
<b>Domain 3 Subtotal</b>			<b>10.00</b>	<b>6.00</b>	<b>60%</b>	<b>60%</b>	<b>60%</b>	<b>\$ 3,013,330</b>	<b>\$ 1,757,776</b>
<b>Total</b>		<b>Complete</b>	<b>16.00</b>	<b>12.00</b>	<b>75%</b>	<b>100%</b>	<b>100%</b>	<b>5,022,216</b>	<b>3,766,662</b>

Total Project 3.a.i AVs Awarded: 12.93 out of 16

Hide Reviewer Comments

Domain 1 Project Milestones Project 3.a.i						
AV Driving	Project Requirement and Metric/Deliverable	Required Due Date	Committed Due Date	Milestone Status	Reviewer Status	AVs Awarded
	Module 1 - Major risks to implementation and mitigation strategies	Ongoing	N/A	In Process	Pass & Ongoing	N/A



Save & Return

Print

**Achievement Value (AV) Scorecard DY3, Q2 July 1, 2017 - September 1, 2017 (Payment Quarter)**  
**Advocate Community Providers, Inc. - Project 3.a.i**

	<i>Enter Reviewer Comment</i>					
●	Module 2 - Project Implementation Speed	Ongoing	N/A	In Process	Pass & Ongoing	0.00
	<i>Enter Reviewer Comment</i>					
●	Module 3 - Patient Engagement Speed	Ongoing	N/A	In Process	Pass & Ongoing	1
	<i>Enter Reviewer Comment</i>					
<b>Total</b>						<b>1</b>

**Domain 1 Project Prescribed Milestones Project 3.a.i Models 1, 2 and 3**

3.a.i Model 1     3.a.i Model 2     3.a.i Model 3

Model	AV Driving	Project Requirement and Metric/Deliverable	Required Due Date	Committed Due Date	Milestone Status	Reviewer Status	AVs Awarded
3.a.i Model 1	●	1. Co-locate behavioral health services at primary care practice sites. All participating primary care practices must meet 2014 NCQA level 3 PCMH or Advance Primary Care Model standards by DY 3.	3/31/2017	3/31/2017	Completed	Pass & Complete	N/A
		<i>Enter Reviewer Comment</i>					
	●	2. Develop collaborative evidence-based standards of care including medication management and care engagement process.	3/31/2017	3/31/2017	Completed	Pass & Complete	N/A
		<i>Enter Reviewer Comment</i>					





Save & Return

Print

**Achievement Value (AV) Scorecard DY3, Q2 July 1, 2017 - September 1, 2017 (Payment Quarter)**  
**Advocate Community Providers, Inc. - Project 3.a.i**

	●	3. Conduct preventive care screenings, including behavioral health screenings (PHQ-2 or 9 for those screening positive, SBIRT) implemented for all patients to identify unmet needs.	3/31/2017	3/31/2017	Completed	Pass & Complete	N/A
		<i>Enter Reviewer Comment</i>					
	●	4. Use EHRs or other technical platforms to track all patients engaged in this project.	3/31/2017	3/31/2017	Completed	Pass & Complete	N/A
		<i>Enter Reviewer Comment</i>					
3.a.i Model 2	●	5. Co-locate primary care services at behavioral health sites.	3/31/2017	3/31/2017	Completed	Pass & Complete	N/A
		<i>Enter Reviewer Comment</i>					
	●	6. Develop collaborative evidence-based standards of care including medication management and care engagement process.	3/31/2017	3/31/2017	Completed	Pass & Complete	N/A
		<i>Enter Reviewer Comment</i>					
	●	7. Conduct preventive care screenings, including behavioral health screenings (PHQ-2 or 9 for those screening positive, SBIRT) implemented for all patients to identify unmet needs.	3/31/2017	3/31/2017	Completed	Pass & Complete	N/A
		<i>Enter Reviewer Comment</i>					
●	8. Use EHRs or other technical platforms to track all patients engaged in this project.	3/31/2017	3/31/2017	Completed	Pass & Complete	N/A	
	<i>Enter Reviewer Comment</i>						
	●	9. Implement IMPACT Model at Primary Care Sites.	3/31/2017	3/31/2017	Completed	Pass & Complete	N/A



Save & Return

Print

**Achievement Value (AV) Scorecard DY3, Q2 July 1, 2017 - September 1, 2017 (Payment Quarter)**  
**Advocate Community Providers, Inc. - Project 3.a.i**

3.a.i Model 3		<i>Enter Reviewer Comment</i>							
	●	10. Utilize IMPACT Model collaborative care standards, including developing coordinated evidence-based care standards and policies and procedures for care engagement.	3/31/2017	3/31/2017	Completed	Pass & Complete	N/A		
		<i>Enter Reviewer Comment</i>							
	●	11. Employ a trained Depression Care Manager meeting requirements of the IMPACT model.	3/31/2017	3/31/2017	Completed	Pass & Complete	N/A		
		<i>Enter Reviewer Comment</i>							
	●	12. Designate a Psychiatrist meeting requirements of the IMPACT Model.	3/31/2017	3/31/2017	Completed	Pass & Complete	N/A		
		<i>Enter Reviewer Comment</i>							
	●	13. Measure outcomes as required in the IMPACT Model.	3/31/2017	3/31/2017	Completed	Pass & Complete	N/A		
		<i>Enter Reviewer Comment</i>							
	●	14. Provide "stepped care" as required by the IMPACT Model.	3/31/2017	3/31/2017	Completed	Pass & Complete	N/A		
		<i>Enter Reviewer Comment</i>							
	●	15. Use EHRs or other technical platforms to track all patients engaged in this project.	3/31/2017	3/31/2017	Completed	Pass & Complete	N/A		
		0.93							
	<b>Total</b>							<b>0</b>	



Save & Return

Print

*Achievement Value (AV) Scorecard DY3, Q2 July 1, 2017 - September 1, 2017 (Payment Quarter)*  
*Advocate Community Providers, Inc. - Project 3.a.i*

AV Driving	Measure	Reviewer Status	AVs Awarded
●	Adherence to Antipsychotic Medications for People with Schizophrenia	Pass & Ongoing	1
	P4P Measure DY3Q2		
●	Antidepressant Medication Management - Effective Acute Phase Treatment	Fail	0
	P4P Measure DY3Q2		
●	Antidepressant Medication Management - Effective Continuation Phase Treatment	Fail	0
	P4P Measure DY3Q2		
●	Cardiovascular Monitoring for People with Cardiovascular Disease and Schizophrenia	Pass & Ongoing	1
	P4P Measure DY3Q2		
●	Diabetes Monitoring for People with Diabetes and Schizophrenia	Fail	0
	P4P Measure DY3Q2		
●	Diabetes Screening for People with Schizophrenia or Bipolar Disease who are Using Antipsychotic Medication	Pass & Ongoing	1
	P4P Measure DY3Q2		
●	Follow-up after hospitalization for Mental Illness - within 30 days	Fail	0
	P4P Measure DY3Q2		



Save & Return

Print

**Achievement Value (AV) Scorecard DY3, Q2 July 1, 2017 - September 1, 2017 (Payment Quarter)**  
**Advocate Community Providers, Inc. - Project 3.a.i**

●	Follow-up after hospitalization for Mental Illness - within 7 days	Fail	0
	P4P Measure DY3Q2		
●	Follow-up care for Children Prescribed ADHD Medications - Continuation Phase	Pass & Ongoing	0.5
	P4R Measure DY3Q2		
●	Follow-up care for Children Prescribed ADHD Medications - Initiation Phase	Pass & Ongoing	0.5
	P4R Measure DY3Q2		
●	Engagement of Alcohol and Other Drug Dependence Treatment (initiation and 2 visits within 44 days)	Fail	0
	P4P Measure DY3Q2		
●	Initiation of Alcohol and Other Drug Dependence Treatment (1 visit within 14 days)	Fail	0
	P4P Measure DY3Q2		
●	Potentially Preventable Emergency Department Visits (for persons with BH diagnosis) ±	Pass & Ongoing	1
	P4P Measure DY3Q2		
●	Screening for Clinical Depression and follow-up	Pass & Ongoing	1
	P4R Measure DY3Q2		
<b>Total</b>			<b>6.00</b>



Save & Return

Print

Achievement Value (AV) Scorecard DY3, Q2 July 1, 2017 - September 1, 2017 (Payment Quarter)  
Advocate Community Providers, Inc. - Project 3.b.i

Project Snapshot	
Project Domain	Clinical Improvement Projects (Domain 3)
Project ID	3.b.i
Project Title	Evidence-based strategies for disease management in high risk/affected populations. (adult only)

Payment Snapshot	
DY3, Q2 Payment Available	\$ 3,926,374
DY3, Q2 Payment Earned	\$ 3,926,374

3.b.i Scoresheet									
Domain	Component	Review Status	AVs Available	Net AVs Awarded	Percentage AV	Domain Funding % (DY3)	Domain Funding % (DY3, Q2)	Payment Available (\$)	Net Payment Earned (\$)
Domain 1	Domain 1 Organizational	Complete	5.00	5.00	100%	40%	40%	1,570,550	1,570,550
	Project Implementation Speed	N/A	0.00	0.00	0%				
	Patient Engagement Speed	Complete	1.00	1.00	100%				
<b>Domain 1 Subtotal</b>			<b>6.00</b>	<b>6.00</b>	<b>100%</b>	<b>40%</b>	<b>40%</b>	<b>1,570,550</b>	<b>1,570,550</b>
Domain 3	Domain 3 Pay for Reporting (P4R)	Complete	8.00	8.00	100%	10%	60%	2,355,825	2,355,825
	Domain 3 Pay for Performance (P4P)		0.00	0.00	N/A	50%	0%	-	-
<b>Domain 3 Subtotal</b>			<b>8.00</b>	<b>8.00</b>	<b>100%</b>	<b>60%</b>	<b>60%</b>	<b>2,355,825</b>	<b>2,355,825</b>
<b>Total</b>		<b>Complete</b>	<b>14.00</b>	<b>14.00</b>	<b>100%</b>	<b>100%</b>	<b>100%</b>	<b>3,926,374</b>	<b>3,926,374</b>

Total Project 3.b.i AVs Awarded: 14 out of 14

Hide Reviewer Comments

Domain 1 Project Milestones Project 3.b.i						
AV Driving	Project Requirement and Metric/Deliverable	Required Due Date	Committed Due Date	Milestone Status	Reviewer Status	AVs Awarded
	Module 1 - Major risks to implementation and mitigation strategies	Ongoing	N/A	In Process	Pass & Ongoing	N/A



Save & Return

Print

**Achievement Value (AV) Scorecard DY3, Q2 July 1, 2017 - September 1, 2017 (Payment Quarter)**  
**Advocate Community Providers, Inc. - Project 3.b.i**

	<i>Enter Reviewer Comment</i>					
●	Module 2 - Project Implementation Speed	Ongoing	N/A	In Process	Pass & Ongoing	0.00
	<i>Enter Reviewer Comment</i>					
●	Module 3 - Patient Engagement Speed	Ongoing	N/A	In Process	Pass & Ongoing	1
	<i>Enter Reviewer Comment</i>					
<b>Total</b>						<b>1.00</b>

Domain 1 Project Prescribed Milestones Project 3.b.i						
AV Driving	Project Requirement and Metric/Deliverable	Required Due Date	Committed Due Date	Milestone Status	Reviewer Status	AVs Awarded
●	1. Implement program to improve management of cardiovascular disease using evidence-based strategies in the ambulatory and community care setting.			In Process	Pass & Ongoing	N/A
	<i>Enter Reviewer Comment</i>					
●	2. Ensure that all PPS safety net providers are actively connected to EHR systems with local health information exchange/RHIO/SHIN-NY and share health information among clinical partners, including direct exchange (secure messaging), alerts and patient record look up, by the end of DY 3.			In Process	Pass & Ongoing	N/A
	<i>Enter Reviewer Comment</i>					
●	3. Ensure that EHR systems used by participating safety net providers meet Meaningful Use and PCMH Level 3 standards and/or APCM by the end of Demonstration Year 3.			In Process	Pass & Ongoing	N/A
	<i>Enter Reviewer Comment</i>					



Save & Return

Print

Achievement Value (AV) Scorecard DY3, Q2 July 1, 2017 - September 1, 2017 (Payment Quarter) Advocate Community Providers, Inc. - Project 3.b.i

●	4. Use EHRs or other technical platforms to track all patients engaged in this project.	3/31/2017	3/31/2017	Completed	Pass & Complete	N/A
<i>Enter Reviewer Comment</i>						
●	5. Use the EHR to prompt providers to complete the 5 A's of tobacco control (Ask, Assess, Advise, Assist, and Arrange).			In Process	Pass & Ongoing	N/A
<i>Enter Reviewer Comment</i>						
●	6. Adopt and follow standardized treatment protocols for hypertension and elevated cholesterol.	3/31/2017	3/31/2017	Completed	Pass & Complete	N/A
<i>Enter Reviewer Comment</i>						
●	7. Develop care coordination teams including use of nursing staff, pharmacists, dieticians and community health workers to address lifestyle changes, medication adherence, health literacy issues, and patient self-efficacy and confidence in self-management.	3/31/2017	3/31/2017	Completed	Pass & Complete	N/A
<i>Enter Reviewer Comment</i>						
●	8. Provide opportunities for follow-up blood pressure checks without a copayment or advanced appointment.			In Process	Pass & Ongoing	N/A
<i>Enter Reviewer Comment</i>						
●	9. Ensure that all staff involved in measuring and recording blood pressure are using correct measurement techniques and equipment.	3/31/2017	3/31/2017	Completed	Pass & Complete	N/A
<i>Enter Reviewer Comment</i>						
●	10. Identify patients who have repeated elevated blood pressure readings in the medical record but do not have a diagnosis of hypertension and schedule them for a hypertension visit.			In Process	Pass & Ongoing	N/A
<i>Enter Reviewer Comment</i>						



Save & Return

Print

**Achievement Value (AV) Scorecard DY3, Q2 July 1, 2017 - September 1, 2017 (Payment Quarter)**  
**Advocate Community Providers, Inc. - Project 3.b.i**

●	11. 'Prescribe once-daily regimens or fixed-dose combination pills when appropriate.	3/31/2017	3/31/2017	Completed	Pass & Complete	N/A
	<i>Enter Reviewer Comment</i>					
●	12. Document patient driven self-management goals in the medical record and review with patients at each visit.			In Process	Pass & Ongoing	N/A
	<i>Enter Reviewer Comment</i>					
●	13. Follow up with referrals to community based programs to document participation and behavioral and health status changes.			In Process	Pass & Ongoing	N/A
	<i>Enter Reviewer Comment</i>					
●	14. Develop and implement protocols for home blood pressure monitoring with follow up support.	3/31/2017	3/31/2017	Completed	Pass & Complete	N/A
	<i>Enter Reviewer Comment</i>					
●	15. Generate lists of patients with hypertension who have not had a recent visit and schedule a follow up visit.	3/31/2017	3/31/2017	Completed	Pass & Complete	N/A
	<i>Enter Reviewer Comment</i>					
●	16. Facilitate referrals to NYS Smoker's Quitline.	3/31/2017	3/31/2017	Completed	Pass & Complete	N/A
	<i>Enter Reviewer Comment</i>					
●	17. Perform additional actions including "hot spotting" strategies in high risk neighborhoods, linkages to Health Homes for the highest risk			In Process	Pass & Ongoing	N/A
	<i>Enter Reviewer Comment</i>					
●	18. Adopt strategies from the Million Hearts Campaign.	3/31/2017	3/31/2017	Completed	Pass & Complete	N/A
	<i>Enter Reviewer Comment</i>					





Save & Return

Print

**Achievement Value (AV) Scorecard DY3, Q2 July 1, 2017 - September 1, 2017 (Payment Quarter)**  
**Advocate Community Providers, Inc. - Project 3.b.i**

Enter Reviewer Comment						
●	19. Form agreements with the Medicaid Managed Care organizations serving the affected population to coordinate services under this project.			In Process	Pass & Ongoing	N/A
Enter Reviewer Comment						
●	20. Engage a majority (at least 80%) of primary care providers in this project.	3/31/2017	3/31/2017	Completed	Pass & Complete	N/A
Enter Reviewer Comment						
<b>Total</b>						<b>0.00</b>

Domain 3 Pay for Performance and Pay for Reporting			
AV Driving	Measure	Reviewer Status	AVs Awarded
●	Aspirin Use	Pass & Ongoing	0.5
P4R Measure DY3Q2			
●	Discussion of Risks and Benefits of Aspirin Use	Pass & Ongoing	0.5
P4R Measure DY3Q2			
●	Controlling High Blood Pressure	Pass & Ongoing	1
P4R Measure DY3Q2			
●	Flu Shots for Adults Ages 18 – 64	Pass & Ongoing	1
P4R Measure DY3Q2			



Save & Return

Print

Achievement Value (AV) Scorecard DY3, Q2 July 1, 2017 - September 1, 2017 (Payment Quarter) Advocate Community Providers, Inc. - Project 3.b.i

●	Health Literacy	Pass & Ongoing	1
	P4R Measure DY3Q2		
●	Medical Assistance with Smoking and Tobacco Use Cessation - Advised to Quit	Pass & Ongoing	0.3333333
	P4R Measure DY3Q2		
●	Medical Assistance with Smoking and Tobacco Use Cessation - Discussed Cessation Medication	Pass & Ongoing	0.3333333
	P4R Measure DY3Q2		
●	Medical Assistance with Smoking and Tobacco Use Cessation - Discussed Cessation Strategies	Pass & Ongoing	0.3333333
	P4R Measure DY3Q2		
●	Statin Therapy for Patients with Cardiovascular Disease - Received Statin Therapy	Pass & Ongoing	0.5
	P4R Measure DY3Q2		
●	Statin Therapy for Patients with Cardiovascular Disease - Statin Adherence 80%	Pass & Ongoing	0.5
	P4R Measure DY3Q2		
●	Prevention Quality Indicator # 8 (Heart Failure) ±	Pass & Ongoing	1
	P4R Measure DY3Q2		
●	Prevention Quality Indicator # 7 (HTN) ±	Pass & Ongoing	1



Save & Return

Print

*Achievement Value (AV) Scorecard DY3, Q2 July 1, 2017 - September 1, 2017 (Payment Quarter)*  
*Advocate Community Providers, Inc. - Project 3.b.i*

	P4R Measure DY3Q2	
	<b>Total</b>	<b>8.00</b>



Save & Return

Print

Achievement Value (AV) Scorecard DY3, Q2 July 1, 2017 - September 1, 2017 (Payment Quarter)  
Advocate Community Providers, Inc. - Project 3.c.i

Project Snapshot	
Project Domain	Clinical Improvement Projects (Domain 3)
Project ID	3.c.i
Project Title	Evidence-based strategies for disease management in high risk/affected populations. (adult only)

Payment Snapshot	
DY3, Q2 Payment Available	\$ 4,053,696
DY3, Q2 Payment Earned	\$ 4,053,696

3.c.i Scoresheet									
Domain	Component	Review Status	AVs Available	Net AVs Awarded	Percentage AV	Domain Funding % (DY3)	Domain Funding % (DY3, Q2)	Payment Available (\$)	Net Payment Earned (\$)
Domain 1	Domain 1 Organizational	Complete	5.00	5.00	100%	40%	40%	1,621,479	1,621,479
	Project Implementation Speed	N/A	0.00	0.00	0%				
	Patient Engagement Speed	Complete	1.00	1.00	100%				
<b>Domain 1 Subtotal</b>			<b>6.00</b>	<b>6.00</b>	<b>100%</b>	<b>40%</b>	<b>40%</b>	<b>1,621,479</b>	<b>1,621,479</b>
Domain 3	Domain 3 Pay for Reporting (P4R)	Complete	6.00	6.00	100%	10%	60%	2,432,218	2,432,218
	Domain 3 Pay for Performance (P4P)		0.00	0.00	N/A	50%	0%	-	-
<b>Domain 3 Subtotal</b>			<b>6.00</b>	<b>6.00</b>	<b>100%</b>	<b>60%</b>	<b>60%</b>	<b>2,432,218</b>	<b>2,432,218</b>
<b>Total</b>		<b>Complete</b>	<b>12.00</b>	<b>12.00</b>	<b>100%</b>	<b>100%</b>	<b>100%</b>	<b>4,053,696</b>	<b>4,053,696</b>

Total Project 3.c.i AVs Awarded: 12 out of 12

Hide Reviewer Comments

Domain 1 Project Milestones Project 3.c.i						
AV Driving	Project Requirement and Metric/Deliverable	Required Due Date	Committed Due Date	Milestone Status	Reviewer Status	AVs Awarded
	Module 1 - Major risks to implementation and mitigation strategies	Ongoing	N/A	In Process	Pass & Ongoing	N/A



Save & Return

Print

**Achievement Value (AV) Scorecard DY3, Q2 July 1, 2017 - September 1, 2017 (Payment Quarter)**  
**Advocate Community Providers, Inc. - Project 3.c.i**

	<i>Enter Reviewer Comment</i>					
●	Module 2 - Project Implementation Speed	Ongoing	N/A	In Process	Pass & Ongoing	0.00
	<i>Enter Reviewer Comment</i>					
●	Module 3 - Patient Engagement Speed	Ongoing	N/A	In Process	Pass & Ongoing	1
	<i>Enter Reviewer Comment</i>					
<b>Total</b>						<b>1.00</b>

Domain 1 Project Prescribed Milestones Project 3.c.i					
AV Driving	Project Requirement and Metric/Deliverable	Committed Due Date	Milestone Status	Reviewer Status	AVs Awarded
●	1. Implement evidence-based best practices for disease management, specific to diabetes, in community and ambulatory care settings.		In Process	Pass & Ongoing	N/A
	<i>Enter Reviewer Comment</i>				
●	2. Engage at least 80% of primary care providers within the PPS in the implementation of disease management evidence-based best practices.	3/31/2017	Completed	Pass & Complete	N/A
	<i>Enter Reviewer Comment</i>				
●	3. Develop care coordination teams (including diabetes educators, nursing staff, behavioral health providers, pharmacy, community health workers, and Health Home care managers) to improve health literacy, patient self-efficacy, and patient self-management.	3/31/2017	Completed	Pass & Complete	N/A
	<i>Enter Reviewer Comment</i>				
●	4. Develop "hot spotting" strategies, in concert with Health Homes, to implement programs such as the Stanford Model for chronic diseases in high risk neighborhoods.	3/31/2017	Completed	Pass & Complete	N/A



Save & Return

Print

**Achievement Value (AV) Scorecard DY3, Q2 July 1, 2017 - September 1, 2017 (Payment Quarter)**  
**Advocate Community Providers, Inc. - Project 3.c.i**

	<i>Enter Reviewer Comment</i>				
●	5. Ensure coordination with the Medicaid Managed Care organizations serving the target population.		In Process	Pass & Ongoing	N/A
	<i>Enter Reviewer Comment</i>				
●	6. Use EHRs or other technical platforms to track all patients engaged in this project.	3/31/2017	Completed	Pass & Complete	N/A
	<i>Enter Reviewer Comment</i>				
●	7. Meet Meaningful Use and PCMH Level 3 standards and/or APCM by the end of Demonstration Year 3 for EHR systems used by participating safety net providers.		In Process	Pass & Ongoing	N/A
	<i>Enter Reviewer Comment</i>				
<b>Total</b>					<b>0.00</b>

Domain 3 Pay for Performance and Pay for Reporting			
AV Driving	Measure	Reviewer Status	AVs Awarded
●	Comprehensive Diabetes Care: Hemoglobin A1c (HbA1c) Poor Control (>9.0%) ±	Pass & Ongoing	1
	P4R Measure DY3Q2		
●	Comprehensive Diabetes screening – All Four Tests (HbA1c, lipid profile, dilated eye exam, nephropathy monitor)	Pass & Ongoing	1
	P4R Measure DY3Q2		
●	Flu Shots for Adults Ages 18 – 64	Pass & Ongoing	1
	P4R Measure DY3Q2		



Save & Return

Print

**Achievement Value (AV) Scorecard DY3, Q2 July 1, 2017 - September 1, 2017 (Payment Quarter)**  
**Advocate Community Providers, Inc. - Project 3.c.i**

●	Health Literacy (QHL13, 14, and 16)	Pass & Ongoing	1
	P4R Measure DY3Q2		
●	Medical Assistance with Smoking and Tobacco Use Cessation - Advised to Quit	Pass & Ongoing	0.3333333
	P4R Measure DY3Q2		
●	Medical Assistance with Smoking and Tobacco Use Cessation - Discussed Cessation Medication	Pass & Ongoing	0.3333333
	P4R Measure DY3Q2		
●	Medical Assistance with Smoking and Tobacco Use Cessation - Discussed Cessation Strategies	Pass & Ongoing	0.3333333
	P4R Measure DY3Q2		
●	Prevention Quality Indicator # 1 (DM Short term complication) ±	Pass & Ongoing	1
	P4R Measure DY3Q2		
<b>Total</b>			<b>6.00</b>



Save & Return

Print

Achievement Value (AV) Scorecard DY3, Q2 July 1, 2017 - September 1, 2017 (Payment Quarter)  
Advocate Community Providers, Inc. - Project 3.d.iii

Project Snapshot	
Project Domain	Clinical Improvement Projects (Domain 3)
Project ID	3.d.iii
Project Title	Implementation of evidence-based medicine guidelines for asthma management

Payment Snapshot	
DY3, Q2 Payment Available	\$ 4,142,764
DY3, Q2 Payment Earned	\$ 3,348,735

3.d.iii Scoresheet									
Domain	Component	Review Status	AVs Available	Net AVs Awarded	Percentage AV	Domain Funding % (DY3)	Domain Funding % (DY3, Q2)	Payment Available (\$)	Net Payment Earned (\$)
Domain 1	Domain 1 Organizational	Complete	5.00	5.00	100%	40%	40%	1,657,106	1,380,921
	Project Implementation Speed	N/A	0.00	0.00	0%				
	Patient Engagement Speed	Complete	1.00	0.00	0%				
<b>Domain 1 Subtotal</b>			<b>6.00</b>	<b>5.00</b>	<b>83%</b>	<b>40%</b>	<b>40%</b>	<b>1,657,106</b>	<b>1,380,921</b>
Domain 3	Domain 3 Pay for Reporting (P4R)	Complete	4.00	4.00	100%	10%	10%	414,276	414,276
	Domain 3 Pay for Performance (P4P)		4.00	3.00	75%	50%	50%	2,071,382	1,553,537
<b>Domain 3 Subtotal</b>			<b>8.00</b>	<b>7.00</b>	<b>88%</b>	<b>60%</b>	<b>60%</b>	<b>2,485,659</b>	<b>1,967,813</b>
<b>Total</b>		<b>Complete</b>	<b>14.00</b>	<b>12.00</b>	<b>86%</b>	<b>100%</b>	<b>100%</b>	<b>4,142,764</b>	<b>3,348,735</b>

Total Project 3.d.iii AVs Awarded: 12 out of 14

Hide Reviewer Comments

Domain 1 Project Milestones Project 3.d.iii						
AV Driving	Project Requirement and Metric/Deliverable	Required Due Date	Committed Due Date	Milestone Status	Reviewer Status	AVs Awarded
	Module 1 - Major risks to implementation and mitigation strategies	Ongoing	N/A	In Process	Pass & Ongoing	N/A





Save & Return

Print

**Achievement Value (AV) Scorecard DY3, Q2 July 1, 2017 - September 1, 2017 (Payment Quarter)**  
**Advocate Community Providers, Inc. - Project 3.d.iii**

	<i>Enter Reviewer Comment</i>					
●	Module 2 - Project Implementation Speed	Ongoing	N/A	In Process	Pass & Ongoing	0.00
	<i>Enter Reviewer Comment</i>					
●	Module 3 - Patient Engagement Speed	Ongoing	N/A	In Process	Fail	0
	<i>Enter Reviewer Comment</i>					
<b>Total</b>						<b>0.00</b>

Domain 1 Project Prescribed Milestones Project 3.d.iii						
AV Driving	Project Requirement and Metric/Deliverable	Required Due Date	Committed Due Date	Milestone Status	Reviewer Status	AVs Awarded
●	1. Implement evidence-based asthma management guidelines between primary care practitioners, specialists, and community-based asthma programs (e.g., NYS Regional Asthma Coalitions) to ensure a regional population based approach to asthma management.	3/31/2017	3/31/2017	Completed	Pass & Complete	N/A
	<i>Enter Reviewer Comment</i>					
●	2. Establish agreements to adhere to national guidelines for asthma management and protocols for access to asthma specialists, including EHR-HIE connectivity and telemedicine.	3/31/2017	3/31/2017	Completed	Pass & Complete	N/A
	<i>Enter Reviewer Comment</i>					
●	3. Deliver educational activities addressing asthma management to participating primary care providers.	3/31/2017	3/31/2017	Completed	Pass & Complete	N/A
	<i>Enter Reviewer Comment</i>					



Save & Return

Print

**Achievement Value (AV) Scorecard DY3, Q2 July 1, 2017 - September 1, 2017 (Payment Quarter)**  
**Advocate Community Providers, Inc. - Project 3.d.iii**

●	4. Ensure coordination with the Medicaid Managed Care organizations and Health Homes serving the affected population.	3/31/2017	3/31/2017	Completed	Pass & Complete	N/A
<i>Enter Reviewer Comment</i>						
●	5. Use EHRs or other technical platforms to track all patients engaged in this project.	3/31/2017	3/31/2017	Completed	Pass & Complete	N/A
<i>Enter Reviewer Comment</i>						
<b>Total</b>						<b>0.00</b>

Domain 3 Pay for Performance and Pay for Reporting			
AV Driving	Measure	Reviewer Status	AVs Awarded
●	Asthma Medication Ratio (5 – 64 Years)	Pass & Ongoing	1
<i>P4P Measure DY3Q2</i>			
●	Medication Management for People with Asthma (5 - 64 years) - 50% of Treatment days covered	Fail	0
<i>P4P Measure DY3Q2</i>			
●	Medication Management for People with Asthma (5 - 64 years) - 75% of Treatment days covered	Fail	0
<i>P4P Measure DY3Q2</i>			
●	Pediatric Quality Indicator # 14 Pediatric Asthma ±	Pass & Ongoing	1
<i>P4P Measure DY3Q2</i>			
●	Prevention Quality Indicator # 15 Younger Adult Asthma ±	Pass & Ongoing	1



Save & Return

Print

**Achievement Value (AV) Scorecard DY3, Q2 July 1, 2017 - September 1, 2017 (Payment Quarter)**  
**Advocate Community Providers, Inc. - Project 3.d.iii**

	P4P Measure DY3Q2		
	Asthma Medication Ratio (5 – 64 Years)	Pass & Ongoing	1
	P4R Measure DY3Q2		
	Medication Management for People with Asthma (5 - 64 years) - 50% of Treatment days covered	Pass & Ongoing	0.5
	P4R Measure DY3Q2		
	Medication Management for People with Asthma (5 - 64 years) - 75% of Treatment days covered	Pass & Ongoing	0.5
	P4R Measure DY3Q2		
	Pediatric Quality Indicator # 14 Pediatric Asthma ±	Pass & Ongoing	1
	P4R Measure DY3Q2		
	Prevention Quality Indicator # 15 Younger Adult Asthma ±	Pass & Ongoing	1
	P4R Measure DY3Q2		
<b>Total</b>			<b>7.00</b>



Save & Return

Print

Achievement Value (AV) Scorecard DY3, Q2 July 1, 2017 - September 1, 2017 (Payment Quarter)  
Advocate Community Providers, Inc. - Project 4.b.i

Project Snapshot	
Project Domain	Domain 4: Population-wide Projects: New York's
Project ID	4.b.i
Project Title	Promote Tobacco Use Cessation, especially among low SES populations and those with poor mental health

Payment Snapshot	
DY3, Q2 Payment Available	\$ 3,222,243
DY3, Q2 Payment Earned	\$ 3,222,243

4.b.i Scoresheet									
Domain	Component	Review Status	AVs Available	Net AVs Awarded	Percentage AV	Domain Funding % (DY3)	Domain Funding % (DY3, Q2)	Payment Available (\$)	Net Payment Earned (\$)
Domain 1	Domain 1 Organizational	Complete	5.00	5.00	100%	40%	40%	1,288,897	1,288,897
	Project Implementation Speed	N/A	0.00	0.00	0%				
	Patient Engagement Speed	N/A	0.00	0.00	0%				
<b>Domain 1 Subtotal</b>			<b>5.00</b>	<b>5.00</b>	<b>100%</b>	<b>40%</b>	<b>40%</b>	<b>1,288,897</b>	<b>1,288,897</b>
Domain 4	Domain 4 Pay for Reporting (P4R)	Complete	17.00	17.00	100%	60%	60%	1,933,346	1,933,346
	Domain 4 Pay for Performance (P4P)	N/A	N/A	N/A	N/A	0%	0%	-	-
<b>Domain 4 Subtotal</b>			<b>17.00</b>	<b>17.00</b>	<b>100%</b>	<b>60%</b>	<b>60%</b>	<b>1,933,346</b>	<b>1,933,346</b>
<b>Total</b>		<b>Complete</b>	<b>22.00</b>	<b>22.00</b>	<b>100%</b>	<b>100%</b>	<b>100%</b>	<b>3,222,243</b>	<b>3,222,243</b>

Total Project 4.b.i AVs Awarded: 22 out of 22

Hide Reviewer Comments

Domain 4 Pay for Performance and Pay for Reporting			
AV Driving	Measure	Reviewer Status	AVs Awarded
	Percentage of premature death (before age 65 years)	Pass & Ongoing	1



Save & Return

Print

Achievement Value (AV) Scorecard DY3, Q2 July 1, 2017 - September 1, 2017 (Payment Quarter) Advocate Community Providers, Inc. - Project 4.b.i

	<i>Enter Reviewer Comment</i>		
●	Percentage of premature death (before age 65 years) – Ratio of Black non-Hispanics to White non-Hispanics	Pass & Ongoing	1
	<i>Enter Reviewer Comment</i>		
●	Percentage of premature death (before age 65 years) – Ratio of Hispanics to White non-Hispanics	Pass & Ongoing	1
	<i>Enter Reviewer Comment</i>		
●	Age-adjusted preventable hospitalizations rate per 10,000 - Aged 18+ years	Pass & Ongoing	1
	<i>Enter Reviewer Comment</i>		
●	Age-adjusted preventable hospitalizations rate per 10,000 - Aged 18+ years – Ratio of Black non-Hispanics to White non-Hispanics	Pass & Ongoing	1
	<i>Enter Reviewer Comment</i>		
●	Age-adjusted preventable hospitalizations rate per 10,000 - Aged 18+ years – Ratio of Hispanics to White non-Hispanics	Pass & Ongoing	1
	<i>Enter Reviewer Comment</i>		
●	Percentage of adults with health insurance - Aged 18- 64 years	Pass & Ongoing	1
	<i>Enter Reviewer Comment</i>		
●	Age-adjusted percentage of adults who have a regular health care provider - Aged 18+ years	Pass & Ongoing	1
	<i>Enter Reviewer Comment</i>		



Save & Return

Print

Achievement Value (AV) Scorecard DY3, Q2 July 1, 2017 - September 1, 2017 (Payment Quarter) Advocate Community Providers, Inc. - Project 4.b.i

●	Percentage of adults who are obese	Pass & Ongoing	1
<i>Enter Reviewer Comment</i>			
●	Percentage of children and adolescents who are obese	Pass & Ongoing	1
<i>Enter Reviewer Comment</i>			
●	Percentage of cigarette smoking among adults	Pass & Ongoing	1
<i>Enter Reviewer Comment</i>			
●	Percentage of adults who receive a colorectal cancer screening based on the most recent guidelines - Aged 50-75 years	Pass & Ongoing	1
<i>Enter Reviewer Comment</i>			
●	Asthma emergency department visit rate per 10,000	Pass & Ongoing	1
<i>Enter Reviewer Comment</i>			
●	Asthma emergency department visit rate per 10,000 - Aged 0-4 years	Pass & Ongoing	1
<i>Enter Reviewer Comment</i>			
●	Age-adjusted heart attack hospitalization rate per 10,000	Pass & Ongoing	1
<i>Enter Reviewer Comment</i>			
●	Rate of hospitalizations for short-term complications of diabetes per 10,000 - Aged 6- 17 years	Pass & Ongoing	1



Save & Return

Print

**Achievement Value (AV) Scorecard DY3, Q2 July 1, 2017 - September 1, 2017 (Payment Quarter)**  
**Advocate Community Providers, Inc. - Project 4.b.i**

●	<i>Enter Reviewer Comment</i>		
●	Rate of hospitalizations for short-term complications of diabetes per 10,000 – Aged 18+ years	Pass & Ongoing	1
	<i>Enter Reviewer Comment</i>		
<b>Total</b>			<b>17.00</b>



Save & Return

Print

**Achievement Value (AV) Scorecard DY3, Q2 July 1, 2017 - September 1, 2017 (Payment Quarter)**  
**Advocate Community Providers, Inc. - Project 4.b.ii**

Project Snapshot	
<b>Project Domain</b>	Domain 4: Population-wide Projects: New York's
<b>Project ID</b>	4.b.ii
<b>Project Title</b>	Increase Access to High Quality Chronic Disease Preventive Care and Management in Both Clinical and Community Settings

Payment Snapshot	
<b>DY3, Q2 Payment Available</b>	\$ 2,381,658
<b>DY3, Q2 Payment Earned</b>	\$ 2,381,658

4.b.ii Scoresheet									
Domain	Component	Review Status	AVs Available	Net AVs Awarded	Percentage AV	Domain Funding % (DY3)	Domain Funding % (DY3, Q2)	Payment Available (\$)	Net Payment Earned (\$)
Domain 1	Domain 1 Organizational	Complete	5.00	5.00	100%	40%	40%	952,663	952,663
	Project Implementation Speed	N/A	0.00	0.00	0%				
	Patient Engagement Speed	N/A	0.00	0.00	0%				
<b>Domain 1 Subtotal</b>			<b>5.00</b>	<b>5.00</b>	<b>100%</b>	<b>40%</b>	<b>40%</b>	<b>952,663</b>	<b>952,663</b>
Domain 4	Domain 4 Pay for Reporting (P4R)	Complete	17.00	17.00	100%	60%	60%	1,428,995	1,428,995
	Domain 4 Pay for Performance (P4P)	N/A	N/A	N/A	N/A	0%	0%	-	-
<b>Domain 4 Subtotal</b>			<b>17.00</b>	<b>17.00</b>	<b>100%</b>	<b>60%</b>	<b>60%</b>	<b>1,428,995</b>	<b>1,428,995</b>
<b>Total</b>		<b>Complete</b>	<b>22.00</b>	<b>22.00</b>	<b>100%</b>	<b>100%</b>	<b>100%</b>	<b>2,381,658</b>	<b>2,381,658</b>

Total Project 4.b.ii AVs Awarded: 22 out of 22

Hide Reviewer Comments

Domain 4 Pay for Performance and Pay for Reporting			
AV Driving	Measure	Reviewer Status	AVs Awarded
	Percentage of premature death (before age 65 years)	Pass & Ongoing	1





Save & Return

Print

Achievement Value (AV) Scorecard DY3, Q2 July 1, 2017 - September 1, 2017 (Payment Quarter) Advocate Community Providers, Inc. - Project 4.b.ii

	<i>Enter Reviewer Comment</i>		
●	Percentage of premature death (before age 65 years) – Ratio of Black non-Hispanics to White non-Hispanics	Pass & Ongoing	1
	<i>Enter Reviewer Comment</i>		
●	Percentage of premature death (before age 65 years) – Ratio of Hispanics to White non-Hispanics	Pass & Ongoing	1
	<i>Enter Reviewer Comment</i>		
●	Age-adjusted preventable hospitalizations rate per 10,000 - Aged 18+ years	Pass & Ongoing	1
	<i>Enter Reviewer Comment</i>		
●	Age-adjusted preventable hospitalizations rate per 10,000 - Aged 18+ years – Ratio of Black non-Hispanics to White non-Hispanics	Pass & Ongoing	1
	<i>Enter Reviewer Comment</i>		
●	Age-adjusted preventable hospitalizations rate per 10,000 - Aged 18+ years – Ratio of Hispanics to White non-Hispanics	Pass & Ongoing	1
	<i>Enter Reviewer Comment</i>		
●	Percentage of adults with health insurance - Aged 18- 64 years	Pass & Ongoing	1
	<i>Enter Reviewer Comment</i>		
●	Age-adjusted percentage of adults who have a regular health care provider - Aged 18+ years	Pass & Ongoing	1
	<i>Enter Reviewer Comment</i>		



Save & Return

Print

**Achievement Value (AV) Scorecard DY3, Q2 July 1, 2017 - September 1, 2017 (Payment Quarter)**  
**Advocate Community Providers, Inc. - Project 4.b.ii**

●	Percentage of adults who are obese	Pass & Ongoing	1
	<i>Enter Reviewer Comment</i>		
●	Percentage of children and adolescents who are obese	Pass & Ongoing	1
	<i>Enter Reviewer Comment</i>		
●	Percentage of cigarette smoking among adults	Pass & Ongoing	1
	<i>Enter Reviewer Comment</i>		
●	Percentage of adults who receive a colorectal cancer screening based on the most recent guidelines - Aged 50-75 years	Pass & Ongoing	1
	<i>Enter Reviewer Comment</i>		
●	Asthma emergency department visit rate per 10,000	Pass & Ongoing	1
	<i>Enter Reviewer Comment</i>		
●	Asthma emergency department visit rate per 10,000 - Aged 0-4 years	Pass & Ongoing	1
	<i>Enter Reviewer Comment</i>		
●	Age-adjusted heart attack hospitalization rate per 10,000	Pass & Ongoing	1
	<i>Enter Reviewer Comment</i>		
●	Rate of hospitalizations for short-term complications of diabetes per 10,000 - Aged 6- 17 years	Pass & Ongoing	1



Save & Return

Print

**Achievement Value (AV) Scorecard DY3, Q2 July 1, 2017 - September 1, 2017 (Payment Quarter)**  
**Advocate Community Providers, Inc. - Project 4.b.ii**

Enter Reviewer Comment		
Rate of hospitalizations for short-term complications of diabetes per 10,000 – Aged 18+ years	Pass & Ongoing	1
Enter Reviewer Comment		
<b>Total</b>		<b>17.00</b>