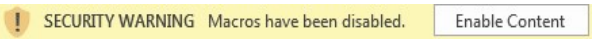
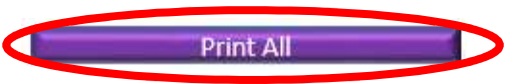
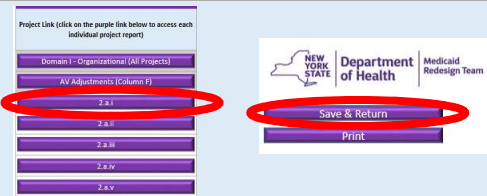
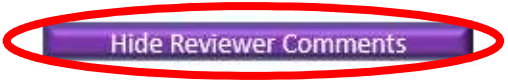


*Achievement Value (AV) Scorecard
OneCity Health*

| General Instructions | | |
|---------------------------------|--|---|
| Step | Description/Link | Image |
| 1. Enable Content | Click "Enable Content" at the top of the screen to enable macros. |  |
| 2. Review AV Scorecard Overview | The AV scorecard Overview is a summary of the report Click to Access AV Scorecard Overview | |

| Functionality | | |
|--|--|---|
| Step | Description/Link | Image |
| 1. Print | All tabs include a print button in the upper left hand corner. The AV Scorecard Overview tab also includes a "Print All" button which will print all relevany reports. |  |
| 2. Access Detailed Project Reports and return to AV Scorecard Overview | The AV Scorecard Overview tab is the landing page from which detailed project reports can be viewed. From the AV Scorecard Overview" click the relevant project button to access the project tab. From the project tab click "Save and Return" to access the AV Scorecard Overview |  |
| 3. Show or Hide reviewer comments | Each project tab includes a Show/Hide Reviewer Comments button on the left hand side of the screen. Click "Show Reviewer Comments" to show comments and "Hide Reviewer Comments" to hide comments. |  |



[Print Summary](#)

[Print All](#)

*Achievement Value (AV) Scorecard
OneCity Health*

PPS Information

| | |
|------------|--|
| Quarter | DY3, Q4 January 1, 2018 - March 31, 2018 (Payment Quarter) |
| PPS | OneCity Health |
| PPS Number | 52 |

Achievement Value (AV) Scorecard Summary

| Project Link (click on the purple link below to access each individual project report) | AV Data | | | | Payment Data | |
|--|---------------|-------------|---------------|-----------------|--|------------------------|
| | AVs Available | AVs Awarded | AV Adjustment | Net AVs Awarded | DY3, Q4 Payment Available | DY3, Q4 Payment Earned |
| Domain I Organizational (All Projects) | 5.00 | 5.00 | 0.00 | 5.00 | <i>Organizational funds are embedded within each project's payment</i> | |
| 2.a.i | 29.00 | 22.58 | 0.00 | 22.58 | \$ 34,639,440 | \$ 16,565,992 |
| 2.a.iii | 30.00 | 23.92 | 0.00 | 23.92 | \$ 27,765,029 | \$ 13,689,702 |
| 2.b.iii | 30.00 | 22.92 | 0.00 | 22.92 | \$ 26,140,548 | \$ 11,892,912 |
| 2.b.iv | 30.00 | 23.92 | 0.00 | 23.92 | \$ 25,858,057 | \$ 12,749,459 |
| 2.d.i | 14.00 | 12.25 | 0.00 | 12.25 | \$ 31,046,533 | \$ 21,991,294 |
| 3.a.i | 17.00 | 13.00 | 0.00 | 13.00 | \$ 15,477,979 | \$ 11,608,484 |
| 3.b.i | 15.00 | 14.90 | 0.00 | 14.90 | \$ 11,765,139 | \$ 11,697,910 |
| 3.d.ii | 15.00 | 12.00 | 0.00 | 12.00 | \$ 12,123,814 | \$ 8,400,071 |
| 3.g.i | 12.00 | 12.00 | 0.00 | 12.00 | \$ 13,327,574 | \$ 13,327,574 |



Department of Health

Medicaid Redesign Team

New York State Department of Health
Delivery System Reform Incentive Payment (DSRIP) Program

*Achievement Value (AV) Scorecard
OneCity Health*

Print Summary

Print All

| | | | | | | |
|---------------------------|---------------|---------------|-------------|---------------|-----------------------|-----------------------|
| 4.a.iii | 16.00 | 16.00 | 0.00 | 16.00 | \$ 8,247,486 | \$ 8,247,486 |
| 4.c.ii | 16.00 | 16.00 | 0.00 | 16.00 | \$ 7,835,111 | \$ 7,835,111 |
| AV Adjustments (Column F) | | | | | | |
| Total | 224.00 | 189.48 | 0.00 | 189.48 | \$ 214,226,709 | \$ 138,005,994 |



Save & Return

Print

Achievement Value (AV) Scorecard DY3, Q4 January 1, 2018 - March 31, 2018 (Payment OneCity Health - Domain 1 Organizational AVs

| Domain I Organizational Scoresheet | | | | | | |
|--|---------------|---------------|-------------|-------------|---------|---------------|
| Domain I Organizational | Review Status | AVs Available | AVs Awarded | Adjustments | Net AVs | AV Percentage |
| Workforce Strategy | Complete | 1.00 | 1.00 | 0.00 | 1.00 | 100% |
| Section 01 - Budget | Complete | 1.00 | 1.00 | 0.00 | 1.00 | 100% |
| Section 02 - Governance | Complete | 1.00 | 1.00 | 0.00 | 1.00 | 100% |
| Section 03 - Financial Sustainability | Complete | 1.00 | 1.00 | 0.00 | 1.00 | 100% |
| Section 04 - Cultural Competency & Health Literacy | Complete | 1.00 | 1.00 | 0.00 | 1.00 | 100% |
| Section 05 - IT Systems and Processes | Complete | N/A | N/A | N/A | N/A | N/A |
| Section 06 - Performance Reporting | Complete | N/A | N/A | N/A | N/A | N/A |
| Section 07 - Practitioner Engagement | Complete | N/A | N/A | N/A | N/A | N/A |
| Section 08 - Population Health Management | Complete | N/A | N/A | N/A | N/A | N/A |
| Section 09 - Clinical Integration | Complete | N/A | N/A | N/A | N/A | N/A |
| Section 10 - General Project Reporting | Complete | N/A | N/A | N/A | N/A | N/A |

| Workforce Strategy | | | | | | |
|-----------------------------------|---|--|---------|-----|-----------|--|
| Workforce Strategy Budget Updates | ● | | | | | |
| | ● | Workforce Strategy Spending (Baseline) | Ongoing | N/A | Completed | |
| | | | | | | |



Save & Return

Print

Achievement Value (AV) Scorecard DY3, Q4 January 1, 2018 - March 31, 2018 (Payment OneCity Health - Domain 1 Organizational AVs

| | | | | | | | |
|---|--|---|-----------|-----|------------|-----------------|---|
| | | | | | | | |
| Additional Workforce Strategy Budget Updates (non AV-driving) | | 1. Define target workforce state (in line with DSRIP program's goals) | N/A | N/A | In Process | Pass & Ongoing | 1 |
| | | 2. Create a workforce transition roadmap for achieving defined target workforce | N/A | N/A | In Process | Pass & Ongoing | |
| | | 3. Perform detailed gap analysis between current state assessment of workforce and projected future state | N/A | N/A | In Process | Pass & Ongoing | |
| | | 4. Produce a compensation and benefit analysis, covering impacts on both retrained and redeployed staff, as well as new hires, particularly focusing on full and partial placements | 6/30/2016 | N/A | Completed | Pass & Complete | |
| | | 5. Develop training strategy | 3/31/2017 | N/A | Completed | Pass & Complete | |
| | | Major Risks to Implementation & Risk Mitigation Strategies | N/A | N/A | In Process | Pass & Ongoing | |



Save & Return

Print

Achievement Value (AV) Scorecard DY3, Q4 January 1, 2018 - March 31, 2018 (Payment OneCity Health - Domain 1 Organizational AVs

| | | | | | | | | | |
|---|--------------|--|-----|-----|------------|--|-----|----------|--|
| Additional Workforce Strategy Topic Areas | ● | Major Dependencies on Organizational Workstreams | N/A | N/A | In Process | | N/A | | |
| | ● | Roles and Responsibilities | N/A | N/A | In Process | | | | |
| | ● | Key Stakeholders | N/A | N/A | In Process | | | | |
| | ● | IT Expectations | N/A | N/A | In Process | | | | |
| | ● | Progress Reporting | N/A | N/A | In Process | | | | |
| | Total | | | | | | | 1 | |

| Section 01 - Budget | | | | | | | |
|---------------------|------------|--|-------------------|--------------------|------------------|-----------------|------------|
| Process Measure | AV Driving | Milestone | Required Due Date | Committed Due Date | Milestone Status | Reviewer Status | AV Awarded |
| | ● | Module 1.1 - PPS Budget Report (Baseline) | Ongoing | N/A | Completed | Pass & Complete | |
| | ● | Module 1.2 - PPS Budget Report (Quarterly) | Ongoing | N/A | In Process | Pass & Ongoing | |



Save & Return

Print

Achievement Value (AV) Scorecard DY3, Q4 January 1, 2018 - March 31, 2018 (Payment OneCity Health - Domain 1 Organizational AVs)

| | | | | | | | |
|---|---|---|---------|-----|------------|--|---|
| Quarterly Project Reports, Project Budget and Flow of | ● | | | | | | 1 |
| | ● | Module 1.3 - PPS Flow of Funds (Baseline) | Ongoing | N/A | Completed | | |
| | ● | | | | | | |
| | ● | | | | | | |
| | ● | Quarterly Progress Reports | N/A | N/A | In Process | | |

Section 02 - Governance

| | | | | | | |
|------------------------------|---|--|------------|-----|-----------|--|
| Governance Structure Updates | ● | 1. Finalize governance structure and sub-committee structure | 6/30/2015 | N/A | Completed | |
| | ● | 2. Establish a clinical governance structure, including clinical quality committees for each DSRIP project | 12/31/2015 | N/A | Completed | |
| | ● | 3. Finalize bylaws and policies or Committee Guidelines where applicable | 9/30/2015 | N/A | Completed | |



Save & Return

Print

Achievement Value (AV) Scorecard DY3, Q4 January 1, 2018 - March 31, 2018 (Payment OneCity Health - Domain 1 Organizational AVs)

| | | | | | | | |
|---|---|--|------------|-----|------------|-----------------|-----|
| Governance Process Update | ● | 4. Establish governance structure reporting and monitoring processes | 12/31/2015 | N/A | Completed | Pass & Complete | |
| | | | | | | | |
| Additional Governance Milestones (non AV-driving) | ● | 5. Finalize community engagement plan, including communications with the public and non-provider organizations (e.g. schools, churches, homeless services, | 3/31/2016 | N/A | Completed | Pass & Complete | |
| | | | | | | | |
| | | 6. Finalize partnership agreements or contracts with CBOs | N/A | N/A | In Process | Pass & Ongoing | |
| | | | | | | | |
| | | 7. Finalize agency coordination plan aimed at engaging appropriate public sector agencies at state and local levels (e.g. local departments of health and | N/A | N/A | In Process | Pass & Ongoing | N/A |
| | | | | | | | |
| Additional Governance Milestones (non AV-driving) | ● | 8. Finalize workforce communication and engagement plan | 6/30/2016 | N/A | Completed | Pass & Complete | |
| | | | | | | | |
| | | 9. Inclusion of CBOs in PPS Implementation | N/A | N/A | In Process | Pass & Ongoing | |
| | | | | | | | |
| | ● | Major Risks to Implementation & Risk Mitigation Strategies | N/A | N/A | In Process | Pass & Ongoing | |
| | | | | | | | |



Save & Return

Print

Achievement Value (AV) Scorecard DY3, Q4 January 1, 2018 - March 31, 2018 (Payment OneCity Health - Domain 1 Organizational AVs

| | | | | | | | | |
|-----------------------------------|---|--|-----|-----|------------|--|-----|--|
| Additional Governance Topic Areas | ● | Major Dependencies on Organizational Workstreams | N/A | N/A | In Process | | N/A | |
| | | | | | | | | |
| | ● | Roles and Responsibilities | N/A | N/A | In Process | | | |
| | | | | | | | | |
| | ● | Key Stakeholders | N/A | N/A | In Process | | | |
| | | | | | | | | |
| | ● | IT Expectations | N/A | N/A | In Process | | | |
| | | | | | | | | |
| | ● | Progress Reporting | N/A | N/A | In Process | | | |
| | | | | | | | | |

Section 03 - Financial Sustainability

| | | | | | | | |
|--|---|--|------------|-----|-----------|--|--|
| | ● | 1. Finalize PPS finance structure, including reporting structure | 12/31/2015 | N/A | Completed | | |
| | | | | | | | |



Save & Return

Print

Achievement Value (AV) Scorecard DY3, Q4 January 1, 2018 - March 31, 2018 (Payment OneCity Health - Domain 1 Organizational AVs

| | | | | | | |
|--|---|---|------------|-----|------------|-----------------|
| Financial Stability Update | ● | 2. Perform network financial health current state assessment and develop financial sustainability strategy to address key issues. | 3/31/2016 | N/A | Completed | Pass & Complete |
| | | | | | | |
| | ● | 3. Finalize Compliance Plan consistent with New York State Social Services Law 363-d | 12/31/2015 | N/A | Completed | Pass & Complete |
| | | | | | | |
| | ● | 4. Develop a Value Based Needs Assessment "VNA" | 3/31/2017 | N/A | Completed | Pass & Complete |
| | | | | | | |
| Additional Financial Stability Topic Areas | ● | Major Risks to Implementation & Risk Mitigation Strategies | N/A | N/A | In Process | Pass & Ongoing |
| | | | | | | |
| | ● | Major Dependencies on Organizational Workstreams | N/A | N/A | In Process | Pass & Ongoing |
| | | | | | | |
| | ● | Roles and Responsibilities | N/A | N/A | In Process | Pass & Ongoing |
| | | | | | | |
| | ● | Key Stakeholders | N/A | N/A | In Process | Pass & Ongoing |



Save & Return

Print

Achievement Value (AV) Scorecard DY3, Q4 January 1, 2018 - March 31, 2018 (Payment OneCity Health - Domain 1 Organizational AVs)

| | | | | | | | |
|--------------|---|--------------------|-----|-----|------------|----------------|--|
| | ● | | | | | | |
| | ● | IT Expectations | N/A | N/A | In Process | Pass & Ongoing | |
| | | | | | | | |
| | ● | Progress Reporting | N/A | N/A | In Process | Pass & Ongoing | |
| Total | | | | | | 1 | |

| Section 04 - Cultural Competency & Health Literacy | | | | | | | |
|--|------------|--|-------------------|--------------------|------------------|-----------------|------------|
| Process Measure | AV Driving | Milestone | Required Due Date | Committed Due Date | Milestone Status | Reviewer Status | AV Awarded |
| Cultural Competency /Health Literacy | ● | 1. Finalize cultural competency / health literacy strategy. | 12/31/2015 | N/A | Completed | Pass & Complete | 1 |
| | ● | 2. Develop a training strategy focused on addressing the drivers of health disparities (beyond the availability of language-appropriate material). | 6/30/2016 | N/A | Completed | Pass & Complete | |
| | ● | Major Risks to Implementation & Risk Mitigation Strategies | N/A | N/A | In Process | Pass & Ongoing | |
| | ● | Major Dependencies on Organizational Workstreams | N/A | N/A | In Process | Pass & Ongoing | |



Save & Return

Print

Achievement Value (AV) Scorecard DY3, Q4 January 1, 2018 - March 31, 2018 (Payment OneCity Health - Domain 1 Organizational AVs

| | | | | | | | |
|---|--------------------|----------------------------|-----|------------|------------|--|-----|
| Additional Cultural Competency /Health Literacy Topic Areas | ● | | | | | | N/A |
| | ● | Roles and Responsibilities | N/A | N/A | In Process | | |
| | | | | | | | |
| | ● | Key Stakeholders | N/A | N/A | In Process | | |
| | | | | | | | |
| | ● | IT Expectations | N/A | N/A | In Process | | |
| ● | Progress Reporting | N/A | N/A | In Process | | | |
| | | | | | | | |

Section 05 - IT Systems and Processes

| | | | | | |
|---|--|-----------|-----|----------|--|
| ● | 1. Perform current state assessment of IT capabilities across network, identifying any critical gaps, including readiness for data sharing and the implementation of interoperable IT platform(s). | 3/31/2016 | N/A | Complete | |
| | | | | | |
| ● | 2. Develop an IT Change Management Strategy. | 9/30/2016 | N/A | Complete | |



Save & Return

Print

Achievement Value (AV) Scorecard DY3, Q4 January 1, 2018 - March 31, 2018 (Payment OneCity Health - Domain 1 Organizational AVs)

| | | | | | | | |
|---|---|--|-----------|-----|------------|-----------------|-----|
| IT Systems and Processes | ● | | | | | | N/A |
| | ● | 3. Develop roadmap to achieving clinical data sharing and interoperable systems across PPS network | 9/30/2016 | N/A | Complete | Pass & Complete | |
| | ● | 4. Develop a specific plan for engaging attributed members in Qualifying Entities | N/A | N/A | In Process | Pass & Ongoing | |
| | ● | 5. Develop a data security and confidentiality plan. | 6/30/2016 | N/A | Complete | Pass & Complete | |
| Additional IT Systems and Processes Topic Areas | ● | Major Risks to Implementation & Risk Mitigation Strategies | N/A | N/A | In Process | Pass & Ongoing | N/A |
| | ● | Major Dependencies on Organizational Workstreams | N/A | N/A | In Process | Pass & Ongoing | |
| | ● | Roles and Responsibilities | N/A | N/A | In Process | Pass & Ongoing | |
| | ● | Key Stakeholders | N/A | N/A | In Process | Pass & Ongoing | |



Save & Return

Print

Achievement Value (AV) Scorecard DY3, Q4 January 1, 2018 - March 31, 2018 (Payment OneCity Health - Domain 1 Organizational AVs)

| | | | | | | | |
|--------------|---|--------------------|-----|-----|------------|----------------|----------|
| | ● | Progress Reporting | N/A | N/A | In Process | Pass & Ongoing | |
| | | | | | | | |
| Total | | | | | | | 0 |

| Section 06 - Performance Reporting | | | | | | | |
|------------------------------------|------------|--|-------------------|--------------------|------------------|-----------------|------------|
| Process Measure | AV Driving | Milestone | Required Due Date | Committed Due Date | Milestone Status | Reviewer Status | AV Awarded |
| Performance Reporting | ● | 1. Establish reporting structure for PPS-wide performance reporting and communication. | 9/30/2016 | N/A | Completed | Pass & Complete | N/A |
| | | | | | | | |
| Performance Reporting | ● | 2. Develop training program for organizations and individuals throughout the network, focused on clinical quality and performance reporting. | 3/31/2017 | N/A | Completed | Pass & Complete | N/A |
| | | | | | | | |
| | ● | Major Risks to Implementation & Risk Mitigation Strategies | N/A | N/A | In Process | Pass & Ongoing | |
| | | | | | | | |
| | ● | Major Dependencies on Organizational Workstreams | N/A | N/A | In Process | Pass & Ongoing | |
| | | | | | | | |
| | ● | Roles and Responsibilities | N/A | N/A | In Process | Pass & Ongoing | |



Save & Return

Print

Achievement Value (AV) Scorecard DY3, Q4 January 1, 2018 - March 31, 2018 (Payment OneCity Health - Domain 1 Organizational AVs)

| | | | | | | | |
|--|--------------|--------------------|-----|-----|------------|----------------|-----|
| Additional Performance Reporting Topic Areas | ● | | | | | | N/A |
| | ● | Key Stakeholders | N/A | N/A | In Process | Pass & Ongoing | |
| | | | | | | | |
| | ● | IT Expectations | N/A | N/A | In Process | Pass & Ongoing | |
| | | | | | | | |
| | ● | Progress Reporting | N/A | N/A | In Process | Pass & Ongoing | |
| | | | | | | | |
| | Total | | | | | | |

| Section 07 - Practitioner Engagement | | | | | | | |
|--------------------------------------|------------|--|-------------------|--------------------|------------------|-----------------|------------|
| Process Measure | AV Driving | Milestone | Required Due Date | Committed Due Date | Milestone Status | Reviewer Status | AV Awarded |
| Practitioner Engagement | ● | 1. Develop Practitioners communication and engagement plan. | 6/30/2016 | N/A | Completed | Pass & Complete | N/A |
| | | | | | | | |
| | ● | 2. Develop training / education plan targeting practioners and other professional groups, designed to educate them about the DSRIP program and your PPS-specific quality improvement agenda. | 6/30/2016 | N/A | Completed | Pass & Complete | |
| | ● | Major Risks to Implementation & Risk Mitigation Strategies | N/A | N/A | In Process | Pass & Ongoing | |



Save & Return

Print

Achievement Value (AV) Scorecard DY3, Q4 January 1, 2018 - March 31, 2018 (Payment OneCity Health - Domain 1 Organizational AVs)

| | | | | | | | |
|--|---|--|-----|-----|------------|--|-----|
| Additional Practitioner Engagement Topic Areas | ● | | | | | | |
| | ● | Major Dependencies on Organizational Workstreams | N/A | N/A | In Process | | |
| | | | | | | | |
| | ● | Roles and Responsibilities | N/A | N/A | In Process | | |
| | | | | | | | |
| | ● | Key Stakeholders | N/A | N/A | In Process | | N/A |
| | | | | | | | |
| | ● | IT Expectations | N/A | N/A | In Process | | |
| | | | | | | | |
| | ● | Progress Reporting | N/A | N/A | In Process | | |
| | | | | | | | |



Section 08 - Population Health Management

| | | | | | | | |
|------------|---|--|-----------|-----|----------|--|-----|
| | | | | | | | |
| Population | ● | 1. Develop population health management roadmap. | 9/30/2016 | N/A | Complete | | N/A |
| | | | | | | | |



Save & Return

Print

Achievement Value (AV) Scorecard DY3, Q4 January 1, 2018 - March 31, 2018 (Payment OneCity Health - Domain 1 Organizational AVs

| | | | | | | | |
|--|--------------------|--|-----|------------|------------|--|-----|
| Health | ● | 2. Finalize PPS-wide bed reduction plan. | N/A | N/A | In Process | | N/A |
| | | | | | | | |
| Additional Population Health Topic Areas | ● | Major Risks to Implementation & Risk Mitigation Strategies | N/A | N/A | In Process | | N/A |
| | | | | | | | |
| | ● | Major Dependencies on Organizational Workstreams | N/A | N/A | In Process | | |
| | | | | | | | |
| | ● | Roles and Responsibilities | N/A | N/A | In Process | | |
| | | | | | | | |
| | ● | Key Stakeholders | N/A | N/A | In Process | | |
| | | | | | | | |
| ● | IT Expectations | N/A | N/A | In Process | | | |
| | | | | | | | |
| ● | Progress Reporting | N/A | N/A | In Process | | | |
| | | | | | | | |



Save & Return

Print

Achievement Value (AV) Scorecard DY3, Q4 January 1, 2018 - March 31, 2018 (Payment OneCity Health - Domain 1 Organizational AVs

| Process Measure | AV Driving | Milestone | Required Due Date | Committed Due Date | Milestone Status | Reviewer Status | AV Awarded |
|---|------------|--|-------------------|--------------------|------------------|-----------------|------------|
| Clinical Integration | ● | 1. Perform a clinical integration 'needs assessment'. | 6/30/2016 | N/A | Completed | Pass & Complete | N/A |
| | ● | 2. Develop a Clinical Integration strategy. | N/A | N/A | In Process | Pass & Ongoing | N/A |
| Additional Clinical Integration Topic Areas | ● | Major Risks to Implementation & Risk Mitigation Strategies | N/A | N/A | In Process | Pass & Ongoing | N/A |
| | ● | Major Dependencies on Organizational Workstreams | N/A | N/A | In Process | Pass & Ongoing | |
| | ● | Roles and Responsibilities | N/A | N/A | In Process | Pass & Ongoing | |
| | ● | Key Stakeholders | N/A | N/A | In Process | Pass & Ongoing | |
| | ● | IT Expectations | N/A | N/A | In Process | Pass & Ongoing | |
| | ● | Progress Reporting | N/A | N/A | In Process | Pass & Ongoing | |



Save & Return

Print

Achievement Value (AV) Scorecard DY3, Q4 January 1, 2018 - March 31, 2018 (Payment OneCity Health - Domain 1 Organizational AVs

| | | | |
|--|--|--------------|----------|
| | | | |
| | | | |
| | | Total | 0 |



Save & Return

Print

Achievement Value (AV) Scorecard DY3, Q4 January 1, 2018 - March 31, 2018 (Payment Quarter)
OneCity Health AV Adjustments

| AV Adjustment Scoresheet | | | | | | | | |
|--|-----------------|-------------------------|---------------------|-------------------|---------------|--------------|-----------------|---------------|
| Adjustment | AVs Per Project | Total Projects Selected | Total AVs Available | Total AVs Awarded | | Adjusted AVs | Net AVs Awarded | |
| | | | | Net Awarded | Percentage AV | | Net Awarded | Percentage AV |
| Organizational Adjustments (applied to all projects) | 5.00 | 11.00 | 55.00 | 55.00 | 100% | 0.00 | 55.00 | 100% |
| Project Adjustments (applied to one project only) | Various | 11.00 | 169.00 | 134.48 | 80% | 0.00 | 134.48 | 80% |
| Total | | | 224.00 | 189.48 | 85% | 0.00 | 189.48 | 85% |

Organizational

Project Adjustments

| No AV Adjustments | |
|-------------------|--|
| | Please note that there are no AV adjustments for OneCity Health in DY2, Q1 |





Save & Return

Print

Achievement Value (AV) Scorecard DY3, Q4 January 1, 2018 - March 31, 2018 (Payment Quarter) OneCity Health - Project 2.a.i

| Project Snapshot | |
|------------------|--|
| | |
| | |
| | |

| Payment Snapshot | |
|---------------------------|---------------|
| DY3, Q4 Payment Available | \$ 34,639,440 |
| DY3, Q4 Payment Earned | \$ 16,565,992 |

| 2.a.i Scoresheet | | | | | | | | | |
|--------------------------|------------------------------------|---------------|---------------|-----------------|---------------|------------------------|----------------------------|------------------------|-------------------------|
| Domain | Component | Review Status | AVs Available | Net AVs Awarded | Percentage AV | Domain Funding % (DY3) | Domain Funding % (DY3, Q4) | Payment Available (\$) | Net Payment Earned (\$) |
| Domain 1 | Domain 1 Organizational | Complete | 5.00 | 5.00 | 100% | 40% | 27% | 9,237,184 | 8,724,007 |
| | Project Implementation Speed | Complete | 1.00 | 0.67 | 67% | | | | |
| | Patient Engagement Speed | N/A | 0.00 | 0.00 | 0% | | | | |
| Domain 1 Subtotal | | | 6.00 | 5.67 | 94% | 40% | 27% | 9,237,184 | 8,724,007 |
| Domain 2 | Domain 2 Pay for Reporting (P4R) | Complete | 15.00 | 15.00 | 100% | 10% | 7% | 2,309,296 | 2,309,296 |
| | Domain 2 Pay for Performance (P4P) | Complete | 8.00 | 1.92 | 24% | 50% | 67% | 23,092,960 | 5,532,688 |
| Domain 2 Subtotal | | | 23.00 | 16.92 | 74% | 60% | 73% | 25,402,256 | 7,841,984 |
| Total | | | 29.00 | 22.58 | 78% | 100% | 100% | 34,639,440 | 16,565,992 |

Total Project 2.a.i AVs Awarded: 22.58 out of 29

Hide Reviewer Comments

| Domain 1 Project Milestones Project 2.a.i | | | | | | |
|---|--|-------------------|--------------------|------------------|-----------------|-------------|
| AV Driving | Project Requirement and Metric/Deliverable | Required Due Date | Committed Due Date | Milestone Status | Reviewer Status | AVs Awarded |
| | Module 1 - Major risks to implementation and mitigation strategies | Ongoing | N/A | | Pass & Ongoing | N/A |
| | <i>Enter Reviewer Comment</i> | | | | | |



Save & Return

Print

Achievement Value (AV) Scorecard DY3, Q4 January 1, 2018 - March 31, 2018 (Payment Quarter)
OneCity Health - Project 2.a.i

| | | | | | | |
|-------------------------------|---|---------|-----|------------|----------------|-------------|
| ● | Module 2 - Project Implementation Speed | Ongoing | N/A | In Process | Pass & Ongoing | 0.67 |
| <i>Enter Reviewer Comment</i> | | | | | | |
| Total | | | | | | 0.67 |

| Domain 1 Project Prescribed Milestones Project 2.a.i | | | | | | |
|--|--|-------------------|--------------------|------------------|-----------------|-------------|
| AV Driving | Project Requirement and Metric/Deliverable | Required Due Date | Committed Due Date | Milestone Status | Reviewer Status | AVs Awarded |
| ● | 1. All PPS providers must be included in the Integrated Delivery System. The IDS should include all medical, behavioral, post-acute, long-term care, and community-based service providers within the PPS network; additionally, the IDS structure must include payers and social service organizations, as necessary to support its strategy. | | | In Process | Pass & Ongoing | N/A |
| <i>Enter Reviewer Comment</i> | | | | | | |
| ● | 2. Utilize partnering HH and ACO population health management systems and capabilities to implement the PPS' strategy towards evolving into an IDS. | 3/31/2017 | 3/31/2017 | In Process | Pass & Complete | N/A |
| <i>Enter Reviewer Comment</i> | | | | | | |
| ● | 3. Ensure patients receive appropriate health care and community support, including medical and behavioral health, post-acute care, long term care and public health services. | 3/31/2017 | 3/31/2017 | In Process | Pass & Complete | N/A |
| <i>Enter Reviewer Comment</i> | | | | | | |
| ● | 4. Ensure that all PPS safety net providers are actively sharing EHR systems with local health information exchange/RHIO/SHIN-NY and sharing health information among clinical partners, including directed exchange (secure messaging), alerts and patient record look up, by the end of Demonstration Year (DY) 3. | 3/31/2018 | 3/31/2018 | Completed | Fail | |



Save & Return

Print

Achievement Value (AV) Scorecard DY3, Q4 January 1, 2018 - March 31, 2018 (Payment Quarter)
OneCity Health - Project 2.a.i

| | | | | | | |
|---|---|-----------|-----------|------------|-----------------|------|
| | <i>Enter Reviewer Comment</i> | | | | | |
| ● | 5. Ensure that EHR systems used by participating safety net providers meet Meaningful Use and PCMH Level 3 standards and/or APCM by the end of Demonstration Year 3. | 3/31/2018 | 3/31/2018 | Completed | Pass & Complete | 0.33 |
| | <i>Enter Reviewer Comment</i> | | | | | |
| ● | 6. Perform population health management by actively using EHRs and other IT platforms, including use of targeted patient registries, for all participating safety net providers. | | | In Process | Pass & Ongoing | N/A |
| | <i>Enter Reviewer Comment</i> | | | | | |
| ● | 7. Achieve 2014 Level 3 PCMH primary care certification and/or meet state-determined criteria for Advanced Primary Care Models for all participating PCPs, expand access to primary care providers, and meet EHR Meaningful Use standards by the end of DY 3. | 3/31/2018 | 3/31/2018 | Completed | Pass & Complete | 0.33 |
| | <i>Enter Reviewer Comment</i> | | | | | |
| ● | 8. Contract with Medicaid Managed Care Organizations and other payers, as appropriate, as an integrated system and establish value-based payment arrangements. | | | In Process | Pass & Ongoing | N/A |
| | <i>Enter Reviewer Comment</i> | | | | | |
| ● | 9. Establish monthly meetings with Medicaid MCOs to discuss utilization trends, performance issues, and payment reform. | 3/31/2017 | 3/31/2017 | In Process | Pass & Complete | N/A |
| | <i>Enter Reviewer Comment</i> | | | | | |
| ◐ | | | | | Pass & Ongoing | N/A |
| | <i>Enter Reviewer Comment</i> | | | | | |



Save & Return

Print

Achievement Value (AV) Scorecard DY3, Q4 January 1, 2018 - March 31, 2018 (Payment Quarter)
OneCity Health - Project 2.a.i

| | | | | | | |
|---|--|--|--|------------|--|-----|
| ● | 11. Engage patients in the integrated delivery system through outreach and navigation activities, leveraging community health workers, peers, and culturally competent community-based organizations, as | | | In Process | | N/A |
|---|--|--|--|------------|--|-----|

Domain 2 Pay for Reporting - Project 2.a.i

| | | | |
|---|--|--|-----------|
| ● | Adult Access to Preventive or Ambulatory Care - 20 to 44 years | | 0.3333333 |
| ◐ | | | 0.3333333 |
| ◐ | | | 0.3333333 |
| ◐ | | | 1 |
| ◐ | | | 0.25 |
| ◐ | | | |



Save & Return

Print

Achievement Value (AV) Scorecard DY3, Q4 January 1, 2018 - March 31, 2018 (Payment Quarter) OneCity Health - Project 2.a.i

| | | | |
|--|---|----------------|------|
| | <i>Enter Reviewer Comment</i> | | |
| | | Pass & Ongoing | 0.25 |
| | <i>Enter Reviewer Comment</i> | | |
| | | Pass & Ongoing | 0.25 |
| | <i>Enter Reviewer Comment</i> | | |
| | | Pass & Ongoing | 1 |
| | <i>Enter Reviewer Comment</i> | | |
| | | Pass & Ongoing | 1 |
| | <i>Enter Reviewer Comment</i> | | |
| | | Pass & Ongoing | 1 |
| | <i>Enter Reviewer Comment</i> | | |
| | | Pass & Ongoing | 1 |
| | PDI 90- Composite of all measures +/- | Pass & Ongoing | 1 |
| | <i>Enter Reviewer Comment</i> | | |
| | Percent of eligible providers with participating agreements with RHIOs, meeting Meaningful Use criteria and able to participate in bidirectional exchange | Pass & Ongoing | |



Save & Return

Print

Achievement Value (AV) Scorecard DY3, Q4 January 1, 2018 - March 31, 2018 (Payment Quarter)
OneCity Health - Project 2.a.i

| | | | |
|--------------|------------------------|----------------|--------------|
| | Enter Reviewer Comment | | |
| | | Pass & Ongoing | 1 |
| | Enter Reviewer Comment | | |
| | | Pass & Ongoing | 1 |
| | Enter Reviewer Comment | | |
| | | Pass & Ongoing | 1 |
| | Enter Reviewer Comment | | |
| | | Pass & Ongoing | 1 |
| | Enter Reviewer Comment | | |
| | | Pass & Ongoing | 1 |
| | Enter Reviewer Comment | | |
| | | Pass & Ongoing | 0.5 |
| | Enter Reviewer Comment | | |
| | | Pass & Ongoing | 0.5 |
| Total | | | 15.00 |



Save & Return

Print

Achievement Value (AV) Scorecard DY3, Q4 January 1, 2018 - March 31, 2018 (Payment Quarter)

OneCity Health - Project 2.a.i

| Domain 2 Pay for Performance - Project 2.a.i | | |
|--|--|-----------|
| | Adult Access to Preventive or Ambulatory Care - 20 to 44 years | 0 |
| | | 0.3333333 |
| | | 0.3333333 |
| | | 0 |
| | | 0.25 |
| | | 0 |
| | | 0 |
| | | 0 |
| | | 0 |
| | | 0 |
| | | 0 |
| | | 0 |
| | | 0.5 |
| | | 0.5 |



Save & Return

Print

Achievement Value (AV) Scorecard DY3, Q4 January 1, 2018 - March 31, 2018 (Payment Quarter)
OneCity Health - Project 2.a.iii

| Project Snapshot | |
|------------------|---|
| Project Domain | System Transformation Projects (Domain 2) |
| Project ID | 2.a.iii |
| Project Title | Health Home At-Risk Intervention Program: Proactive management of higher risk patients not currently eligible for Health Homes through access |

| Payment Snapshot | |
|------------------------|---------------|
| DY3, Q4 Payment Earned | \$ 27,765,029 |
| DY3, Q4 Payment Earned | \$ 13,689,702 |

| 2.a.iii Scoresheet | | | | | | | | | |
|--------------------------|------------------------------------|---------------|---------------|-----------------|---------------|------------------------|----------------------------|------------------------|-------------------------|
| Domain | Component | Review Status | AVs Available | Net AVs Awarded | Percentage AV | Domain Funding % (DY3) | Domain Funding % (DY3, Q4) | Payment Available (\$) | Net Payment Earned (\$) |
| Domain 1 | Domain 1 Organizational | Complete | 5.00 | 5.00 | 100% | 40% | 27% | 7,404,008 | 7,404,008 |
| | Project Implementation Speed | Complete | 1.00 | 1.00 | 100% | | | | |
| | Patient Engagement Speed | Complete | 1.00 | 1.00 | 100% | | | | |
| Domain 1 Subtotal | | | 7.00 | 7.00 | 100% | 40% | 27% | 7,404,008 | 7,404,008 |
| Domain 2 | Domain 2 Pay for Reporting (P4R) | Complete | 15.00 | 15.00 | 100% | 10% | 7% | 1,851,002 | 1,851,002 |
| | Domain 2 Pay for Performance (P4P) | Complete | 8.00 | 1.92 | 24% | 50% | 67% | 18,510,019 | 4,434,692 |
| Domain 2 Subtotal | | | 23.00 | 16.92 | 74% | 60% | 73% | 20,361,021 | 6,285,694 |
| Total | | | 30.00 | 23.92 | 80% | 100% | 100% | 27,765,029 | 13,689,702 |

Total Project 2.a.iii AVs Awarded: 23.92 out of 30

Hide Reviewer Comments

| Domain 1 Project Milestones Project 2.a.iii | | | | | | |
|---|--|-------------------|--------------------|------------------|-----------------|-------------|
| AV Driving | Project Requirement and Metric/Deliverable | Required Due Date | Committed Due Date | Milestone Status | Reviewer Status | AVs Awarded |
| ● | Module 1 - Major risks to implementation and mitigation strategies | Ongoing | N/A | Completed | Pass & Ongoing | N/A |
| Enter Reviewer Comment | | | | | | |



Save & Return

Print

Achievement Value (AV) Scorecard DY3, Q4 January 1, 2018 - March 31, 2018 (Payment Quarter)
OneCity Health - Project 2.a.iii

| | | | | | | |
|--------------|---|---------|-----|-----------|----------------|-------------|
| ● | Module 2 - Project Implementation Speed | Ongoing | N/A | Completed | Pass & Ongoing | 1.00 |
| | <i>Enter Reviewer Comment</i> | | | | | |
| ● | | | | | Pass & Ongoing | 1 |
| | <i>Enter Reviewer Comment</i> | | | | | |
| Total | | | | | | 2.00 |

| Domain 1 Project Prescribed Milestones - Project 2.a.iii | | | | | | |
|--|---|-------------------|--------------------|------------------|-----------------|-------------|
| AV Driving | Project Requirement and Metric/Deliverable | Required Due Date | Committed Due Date | Milestone Status | Reviewer Status | AVs Awarded |
| ● | 1. Develop a Health Home At-Risk Intervention Program, utilizing participating HHs as well as PCMH/APC PCPs in care coordination within the program. | 3/31/2017 | 3/31/2017 | Completed | Pass & Complete | N/A |
| <i>Enter Reviewer Comment</i> | | | | | | |
| ● | 2. Ensure all primary care providers participating in the project meet NCQA (2011) accredited Patient Centered Medical Home, Level 3 standards and will achieve NCQA 2014 Level 3 PCMH and/or Advanced Primary Care accreditation by Demonstration Year (DY) 3. | 3/31/2018 | 3/31/2018 | Completed | Pass & Complete | 0.20 |
| <i>Enter Reviewer Comment</i> | | | | | | |
| ● | 3. Ensure that all participating safety net providers are actively sharing EHR systems with local health information exchange/RHIO/SHIN-NY and sharing health information among clinical partners, including direct exchange (secure messaging), alerts and patient record look up. | 3/31/2018 | 3/31/2018 | Completed | Pass & Complete | 0.20 |
| <i>Enter Reviewer Comment</i> | | | | | | |



Save & Return

Print

Achievement Value (AV) Scorecard DY3, Q4 January 1, 2018 - March 31, 2018 (Payment Quarter)
OneCity Health - Project 2.a.iii

| | | | | | | |
|-------------------------------|---|-----------|-----------|-----------|-----------------|-------------|
| ● | 4. Ensure that EHR systems used by participating safety net providers meet Meaningful Use and PCMH Level 3 standards and/or APCM. | 3/31/2018 | 3/31/2018 | Completed | Pass & Complete | 0.20 |
| <i>Enter Reviewer Comment</i> | | | | | | |
| ● | 5. Perform population health management by actively using EHRs and other IT platforms, including use of targeted patient registries, for all participating safety net providers. | 3/31/2018 | 3/31/2018 | Completed | Pass & Complete | 0.20 |
| <i>Enter Reviewer Comment</i> | | | | | | |
| ● | 6. Develop a comprehensive care management plan for each patient to engage him/her in care and to reduce patient risk factors. | 3/31/2018 | 3/31/2018 | Completed | Pass & Complete | 0.20 |
| <i>Enter Reviewer Comment</i> | | | | | | |
| ● | 7. Establish partnerships between primary care providers and the local Health Home for care management services. This plan should clearly delineate roles and responsibilities for both parties. | 3/31/2017 | 3/31/2017 | Completed | Pass & Complete | N/A |
| <i>Enter Reviewer Comment</i> | | | | | | |
| ● | 8. Establish partnerships between the primary care providers, in concert with the Health Home, with network resources for needed services. Where necessary, the provider will work with local government units (such as SPOAs and public health departments). | 3/31/2017 | 3/31/2017 | Completed | Pass & Complete | N/A |
| <i>Enter Reviewer Comment</i> | | | | | | |
| ● | 9. Implement evidence-based practice guidelines to address risk factor reduction as well as to ensure appropriate management of chronic diseases. Develop educational materials consistent with cultural and linguistic needs of the population. | 3/31/2017 | 3/31/2017 | Completed | Pass & Ongoing | N/A |
| <i>Enter Reviewer Comment</i> | | | | | | |
| Total | | | | | | 1.00 |



Save & Return

Print

Achievement Value (AV) Scorecard DY3, Q4 January 1, 2018 - March 31, 2018 (Payment Quarter)

OneCity Health - Project 2.a.iii

Domain 2 Pay for Reporting Project 2.a.iii

| Domain 2 Pay for Reporting Project 2.a.iii | | |
|--|--|-----------|
| | Adult Access to Preventive or Ambulatory Care - 20 to 44 years | 0.3333333 |
| | | 0.3333333 |
| | | 0.3333333 |
| | | 1 |
| | | 0.25 |
| | | 0.25 |
| | | 0.25 |



Save & Return

Print

Achievement Value (AV) Scorecard DY3, Q4 January 1, 2018 - March 31, 2018 (Payment Quarter)
OneCity Health - Project 2.a.iii

| | | | |
|-------------------------------|---|----------------|------|
| | Children's Access to Primary Care- 12 to 19 years | Pass & Ongoing | 0.25 |
| <i>Enter Reviewer Comment</i> | | | |
| | | Pass & Ongoing | 1 |
| <i>Enter Reviewer Comment</i> | | | |
| | | Pass & Ongoing | 1 |
| <i>Enter Reviewer Comment</i> | | | |
| | | Pass & Ongoing | 1 |
| <i>Enter Reviewer Comment</i> | | | |
| | PDI 90- Composite of all measures +/- | Pass & Ongoing | 1 |
| <i>Enter Reviewer Comment</i> | | | |
| | Percent of eligible providers with participating agreements with RHIOs, meeting Meaningful Use criteria and able to participate in bidirectional exchange | Pass & Ongoing | 1 |
| <i>Enter Reviewer Comment</i> | | | |
| | | Pass & Ongoing | 1 |
| <i>Enter Reviewer Comment</i> | | | |



Save & Return

Print

*Achievement Value (AV) Scorecard DY3, Q4 January 1, 2018 - March 31, 2018 (Payment Quarter)
OneCity Health - Project 2.a.iii*

| | | | |
|--|--|--|-----|
| | Percent of total Medicaid provider reimbursement received through sub-capitation or other forms of non-FFS reimbursement | | 1 |
| | | | 1 |
| | | | 1 |
| | | | 1 |
| | | | 0.5 |
| | | | 0.5 |

Domain 2 Pay for Performance Project 2.a.iii

| | | | |
|--|--|--|---|
| | Adult Access to Preventive or Ambulatory Care - 20 to 44 years | | 0 |
|--|--|--|---|



Save & Return

Print

Achievement Value (AV) Scorecard DY3, Q4 January 1, 2018 - March 31, 2018 (Payment Quarter)
OneCity Health - Project 2.a.iii

| | | | |
|--------------|--|----------------|-------------|
| | Adult Access to Preventive or Ambulatory Care - 45 to 64 years | Pass & Ongoing | 0.3333333 |
| | <i>Enter Reviewer Comment</i> | | |
| | | Pass & Ongoing | 0.3333333 |
| | <i>Enter Reviewer Comment</i> | | |
| | | Fail | 0 |
| | <i>Enter Reviewer Comment</i> | | |
| | | Pass & Ongoing | 0.25 |
| | <i>Enter Reviewer Comment</i> | | |
| | | Fail | 0 |
| | <i>Enter Reviewer Comment</i> | | |
| | | Fail | 0 |
| | <i>Enter Reviewer Comment</i> | | |
| | | Fail | 0 |
| | <i>Enter Reviewer Comment</i> | | |
| | | Fail | 0 |
| | <i>Enter Reviewer Comment</i> | | |
| | | Fail | 0 |
| | <i>Enter Reviewer Comment</i> | | |
| | | Pass & Ongoing | 0.5 |
| | <i>Enter Reviewer Comment</i> | | |
| | | Pass & Ongoing | 0.5 |
| | <i>Enter Reviewer Comment</i> | | |
| Total | | | 1.92 |



Save & Return

Print

Achievement Value (AV) Scorecard DY3, Q4 January 1, 2018 - March 31, 2018 (Payment Quarter)
OneCity Health - Project 2.b.iii

| Project Snapshot | |
|------------------|--|
| | |
| | |

| Payment Snapshot | |
|------------------------|---------------|
| DY3, Q4 Payment Earned | \$ 26,140,548 |
| DY3, Q4 Payment Earned | \$ 11,892,912 |

| 2.b.iii Scoresheet | | | | | | | | | |
|--------------------------|------------------------------------|---------------|---------------|-----------------|---------------|------------------------|----------------------------|------------------------|-------------------------|
| Domain | Component | Review Status | AVs Available | Net AVs Awarded | Percentage AV | Domain Funding % (DY3) | Domain Funding % (DY3, Q4) | Payment Available (\$) | Net Payment Earned (\$) |
| Domain 1 | Domain 1 Organizational | Complete | 5.00 | 5.00 | 100% | 40% | 27% | 6,970,813 | 5,974,982 |
| | Project Implementation Speed | Complete | 1.00 | 0.00 | 0% | | | | |
| | Patient Engagement Speed | Complete | 1.00 | 1.00 | 100% | | | | |
| Domain 1 Subtotal | | | 7.00 | 6.00 | 86% | 40% | 27% | 6,970,813 | 5,974,982 |
| Domain 2 | Domain 2 Pay for Reporting (P4R) | Complete | 15.00 | 15.00 | 100% | 10% | 7% | 1,742,703 | 1,742,703 |
| | Domain 2 Pay for Performance (P4P) | Complete | 8.00 | 1.92 | 24% | 50% | 67% | 17,427,032 | 4,175,226 |
| Domain 2 Subtotal | | | 23.00 | 16.92 | 74% | 60% | 73% | 19,169,735 | 5,917,930 |
| Total | | | 30.00 | 22.92 | 76% | 100% | 100% | 26,140,548 | 11,892,912 |

Total Project 2.b.iii AVs Awarded: 22.92 out of 30

Hide Reviewer Comments

| Domain 1 Project Milestones Project 2.b.iii | | | | | | |
|---|--|-------------------|--------------------|------------------|-----------------|-------------|
| AV Driving | Project Requirement and Metric/Deliverable | Required Due Date | Committed Due Date | Milestone Status | Reviewer Status | AVs Awarded |
| ● | Module 1 - Major risks to implementation and mitigation strategies | Ongoing | N/A | In Process | Pass & Ongoing | N/A |
| Enter Reviewer Comment | | | | | | |



Save & Return

Print

Achievement Value (AV) Scorecard DY3, Q4 January 1, 2018 - March 31, 2018 (Payment Quarter)
OneCity Health - Project 2.b.iii

| | | | | | | | |
|--------------|---|---------|-----|------------|----------------|----------------|---|
| ● | Module 2 - Project Implementation Speed | Ongoing | N/A | In Process | Pass & Ongoing | 0.00 | |
| | <i>Enter Reviewer Comment</i> | | | | | Pass & Ongoing | 1 |
| ● | <i>Enter Reviewer Comment</i> | | | | | | |
| Total | | | | | | 1.00 | |

Domain 1 Project Prescribed Milestones - Project 2.b.iii

| AV Driving | Project Requirement and Metric/Deliverable | Required Due Date | Committed Due Date | Milestone Status | Reviewer Status | AVs Awarded |
|-------------------------------|--|-------------------|--------------------|------------------|-----------------|-------------|
| ● | 1. Establish ED care triage program for at-risk populations | | | In Process | Pass & Ongoing | N/A |
| <i>Enter Reviewer Comment</i> | | | | | | |
| ● | 2. Participating EDs will establish partnerships to community primary care providers with an emphasis on those that are PCMHs and have open access scheduling. a. Achieve NCQA 2014 Level 3 Medical Home standards or NYS Advanced Primary Care Model standards by the end of DSRIP Year 3. b. Develop process and procedures to establish connectivity between the emergency department and community primary care providers. | 3/31/2018 | 3/31/2018 | Completed | Fail | 0.00 |
| <i>Enter Reviewer Comment</i> | | | | | | |



Save & Return

Print

Achievement Value (AV) Scorecard DY3, Q4 January 1, 2018 - March 31, 2018 (Payment Quarter)
OneCity Health - Project 2.b.iii

| | | | | | | |
|---|--|-----------|-----------|------------|----------------|-----|
| ● | 3. For patients presenting with minor illnesses who do not have a primary care provider: a. Patient navigators will assist the presenting patient to receive an immediate appointment with a primary care provider, after required medical screening examination, to validate a non-emergency need. b. Patient navigator will assist the patient with identifying and accessing needed community support resources. c. Patient navigator will assist the member in receiving a timely appointment with that provider's office (for patients with a primary care | | | In Process | Pass & Ongoing | N/A |
| | Enter Reviewer Comment | | | | | |
| ● | 4. Established protocols allowing ED and first responders - under supervision of the ED practitioners - to transport patients with non-acute disorders to alternate care sites including the PCMH to receive more appropriate level of care. (This requirement is optional.) | 3/31/2017 | 3/31/2017 | Completed | | N/A |
| ● | | | | | | N/A |

Domain 2 Pay for Reporting Project 2.b.iii

| AV Driving | Measure | Reviewer Status | AVs Awarded |
|------------------------|--|-----------------|-------------|
| ● | Adult Access to Preventive or Ambulatory Care - 20 to 44 years | | 0.3333333 |
| Enter Reviewer Comment | | | |



Save & Return

Print

Achievement Value (AV) Scorecard DY3, Q4 January 1, 2018 - March 31, 2018 (Payment Quarter)
OneCity Health - Project 2.b.iii

| | | | |
|--|------------------------|----------------|-----------|
| | Enter Reviewer Comment | | |
| | | Pass & Ongoing | 0.3333333 |
| | Enter Reviewer Comment | | |
| | | Pass & Ongoing | 1 |
| | Enter Reviewer Comment | | |
| | | Pass & Ongoing | 0.25 |
| | Enter Reviewer Comment | | |
| | | Pass & Ongoing | 0.25 |
| | Enter Reviewer Comment | | |
| | | Pass & Ongoing | 0.25 |
| | Enter Reviewer Comment | | |
| | | Pass & Ongoing | 1 |
| | Enter Reviewer Comment | | |
| | | Pass & Ongoing | |



Save & Return

Print

Achievement Value (AV) Scorecard DY3, Q4 January 1, 2018 - March 31, 2018 (Payment Quarter)
OneCity Health - Project 2.b.iii

| | | | |
|--|---|----------------|---|
| | Enter Reviewer Comment | | |
| | | Pass & Ongoing | 1 |
| | Enter Reviewer Comment | | |
| | | Pass & Ongoing | 1 |
| | Enter Reviewer Comment | | |
| | PDI 90- Composite of all measures +/- | Pass & Ongoing | 1 |
| | Enter Reviewer Comment | | |
| | Percent of eligible providers with participating agreements with RHIOs, meeting Meaningful Use criteria and able to participate in bidirectional exchange | Pass & Ongoing | 1 |
| | Enter Reviewer Comment | | |
| | | Pass & Ongoing | 1 |
| | Enter Reviewer Comment | | |
| | | Pass & Ongoing | 1 |
| | Enter Reviewer Comment | | |
| | | Pass & Ongoing | 1 |
| | Enter Reviewer Comment | | |
| | | Pass & Ongoing | |



Save & Return

Print

*Achievement Value (AV) Scorecard DY3, Q4 January 1, 2018 - March 31, 2018 (Payment Quarter)
OneCity Health - Project 2.b.iii*

| | | | |
|--|--|--|-----|
| | | | |
| | | | 1 |
| | | | 0.5 |
| | | | 0.5 |
| | | | |
| | | | |

Domain 2 Pay for Performance Project 2.b.iii

| | | | |
|--|--|--|-----------|
| | Adult Access to Preventive or Ambulatory Care - 20 to 44 years | | 0 |
| | | | 0.3333333 |
| | | | 0.3333333 |
| | | | 0 |
| | | | 0.25 |
| | | | |



Save & Return

Print

Achievement Value (AV) Scorecard DY3, Q4 January 1, 2018 - March 31, 2018 (Payment Quarter)
OneCity Health - Project 2.b.iii

| | | | |
|--------------|------------------------|----------------|-------------|
| | Enter Reviewer Comment | Fail | 0 |
| | Enter Reviewer Comment | Fail | 0 |
| | Enter Reviewer Comment | Fail | 0 |
| | Enter Reviewer Comment | Fail | 0 |
| | Enter Reviewer Comment | Fail | 0 |
| | Enter Reviewer Comment | Fail | 0 |
| | Enter Reviewer Comment | Fail | 0 |
| | Enter Reviewer Comment | Fail | 0 |
| | Enter Reviewer Comment | Pass & Ongoing | 0.5 |
| | Enter Reviewer Comment | Pass & Ongoing | 0.5 |
| Total | | | 1.92 |



Save & Return

Print

Achievement Value (AV) Scorecard DY3, Q4 January 1, 2018 - March 31, 2018 (Payment Quarter)
OneCity Health - Project 2.b.iv

| Project Snapshot | |
|------------------|--|
| | |
| | |
| | |

| Payment Snapshot | |
|------------------------|---------------|
| DY3, Q4 Payment Earned | \$ 25,858,057 |
| DY3, Q4 Payment Earned | \$ 12,749,459 |

| 2.b.iv Scoresheet | | | | | | | | | |
|-------------------|------------------------------------|---------------|---------------|-----------------|---------------|------------------------|----------------------------|------------------------|-------------------------|
| Domain | Component | Review Status | AVs Available | Net AVs Awarded | Percentage AV | Domain Funding % (DY3) | Domain Funding % (DY3, Q4) | Payment Available (\$) | Net Payment Earned (\$) |
| Domain 1 | Domain 1 Organizational | Complete | 5.00 | 5.00 | 100% | 40% | 27% | 6,895,482 | 6,895,482 |
| | Project Implementation Speed | Complete | 1.00 | 1.00 | 100% | | | | |
| | Patient Engagement Speed | Complete | 1.00 | 1.00 | 100% | | | | |
| Domain 1 Subtotal | | | 7.00 | 7.00 | 100% | 40% | 27% | 6,895,482 | 6,895,482 |
| Domain 2 | Domain 2 Pay for Reporting (P4R) | Complete | 15.00 | 15.00 | 100% | 10% | 7% | 1,723,870 | 1,723,870 |
| | Domain 2 Pay for Performance (P4P) | Complete | 8.00 | 1.92 | 24% | 50% | 67% | 17,238,705 | 4,130,106 |
| Domain 2 Subtotal | | | 23.00 | 16.92 | 74% | 60% | 73% | 18,962,575 | 5,853,977 |
| Total | | | 30.00 | 23.92 | 80% | 100% | 100% | 25,858,057 | 12,749,459 |

Total Project 2.b.iv AVs Awarded: 23.92 out of 30

Hide Reviewer Comments

| Domain 1 Project Milestones Project 2.b.iv | | | | | | |
|--|--|-------------------|--------------------|------------------|-----------------|-------------|
| AV Driving | Project Requirement and Metric/Deliverable | Required Due Date | Committed Due Date | Milestone Status | Reviewer Status | AVs Awarded |
| ● | Module 1 - Major risks to implementation and mitigation strategies | Ongoing | N/A | In Process | Pass & Ongoing | N/A |
| Enter Reviewer Comment | | | | | | |



Save & Return

Print

Achievement Value (AV) Scorecard DY3, Q4 January 1, 2018 - March 31, 2018 (Payment Quarter)
OneCity Health - Project 2.b.iv

| | | | | | | |
|--------------|---|---------|-----|-----------|-----------------|-------------|
| ● | Module 2 - Project Implementation Speed | Ongoing | N/A | Completed | Pass & Complete | 1.00 |
| | <i>Enter Reviewer Comment</i> | | | | | |
| ● | | | | | Pass & Ongoing | 1 |
| | <i>Enter Reviewer Comment</i> | | | | | |
| Total | | | | | | 2.00 |

Domain 1 Project Prescribed Milestones - Project 2.b.iv

| AV Driving | Project Requirement and Metric/Deliverable | Required Due Date | Committed Due Date | Milestone Status | Reviewer Status | AVs Awarded |
|------------|---|-------------------|--------------------|------------------|-----------------|-------------|
| ● | 1. Develop standardized protocols for a Care Transitions Intervention Model with all participating hospitals, partnering with a home care service or other appropriate community agency. | 3/31/2017 | 3/31/2017 | Completed | Pass & Complete | N/A |
| | <i>Enter Reviewer Comment</i> | | | | | |
| ● | 2. Engage with the Medicaid Managed Care Organizations and Health Homes to develop transition of care protocols that will ensure appropriate post-discharge protocols are followed. | 3/31/2018 | 3/31/2018 | Completed | Pass & Complete | 0.50 |
| | <i>Enter Reviewer Comment</i> | | | | | |
| ● | 3. Ensure required social services participate in the project. | 3/31/2018 | 3/31/2018 | Completed | Pass & Complete | 0.50 |
| | <i>Enter Reviewer Comment</i> | | | | | |
| ● | 4. Transition of care protocols will include early notification of planned discharges and the ability of the transition care manager to visit the patient in the hospital to develop the transition of care services. | 3/31/2017 | 3/31/2017 | Completed | Pass & Complete | |
| | <i>Enter Reviewer Comment</i> | | | | | |



Save & Return

Print

Achievement Value (AV) Scorecard DY3, Q4 January 1, 2018 - March 31, 2018 (Payment Quarter)
OneCity Health - Project 2.b.iv

| Enter Reviewer Comment | | | | | | |
|------------------------|---|-----------|-----------|-----------|--|-----|
| ● | 5. Protocols will include care record transitions with timely updates provided to the members' providers, particularly primary care provider. | 3/31/2017 | 3/31/2017 | Completed | | N/A |
| ◐ | | | | | | N/A |
| ◐ | | | | | | N/A |

Domain 2 Pay for Reporting Project 2.b.iv

| | | | | | | |
|---|--|--|--|--|--|-----------|
| ● | Adult Access to Preventive or Ambulatory Care - 20 to 44 years | | | | | 0.3333333 |
| ◐ | | | | | | 0.3333333 |
| ◐ | | | | | | 0.3333333 |



Save & Return

Print

Achievement Value (AV) Scorecard DY3, Q4 January 1, 2018 - March 31, 2018 (Payment Quarter)
OneCity Health - Project 2.b.iv

| | | | |
|--|--|----------------|------|
| | CAHPS Measures - Care Coordination with provider up-to-date about care received from other providers | Pass & Ongoing | 1 |
| | <i>Enter Reviewer Comment</i> | | |
| | | Pass & Ongoing | 0.25 |
| | <i>Enter Reviewer Comment</i> | | |
| | | Pass & Ongoing | 0.25 |
| | <i>Enter Reviewer Comment</i> | | |
| | | Pass & Ongoing | 0.25 |
| | <i>Enter Reviewer Comment</i> | | |
| | | Pass & Ongoing | 0.25 |
| | <i>Enter Reviewer Comment</i> | | |
| | | Pass & Ongoing | 1 |
| | <i>Enter Reviewer Comment</i> | | |
| | | Pass & Ongoing | 1 |
| | <i>Enter Reviewer Comment</i> | | |
| | | Pass & Ongoing | 1 |
| | <i>Enter Reviewer Comment</i> | | |



Save & Return

Print

Achievement Value (AV) Scorecard DY3, Q4 January 1, 2018 - March 31, 2018 (Payment Quarter) OneCity Health - Project 2.b.iv

| | | | |
|-------------------------------|---|----------------|---|
| | Medicaid spending on Primary Care and community based behavioral health care | Pass & Ongoing | 1 |
| <i>Enter Reviewer Comment</i> | | | |
| | PDI 90- Composite of all measures +/- | Pass & Ongoing | 1 |
| <i>Enter Reviewer Comment</i> | | | |
| | Percent of eligible providers with participating agreements with RHIOs, meeting Meaningful Use criteria and able to participate in bidirectional exchange | Pass & Ongoing | 1 |
| <i>Enter Reviewer Comment</i> | | | |
| | | Pass & Ongoing | 1 |
| <i>Enter Reviewer Comment</i> | | | |
| | | Pass & Ongoing | 1 |
| <i>Enter Reviewer Comment</i> | | | |
| | | Pass & Ongoing | 1 |
| <i>Enter Reviewer Comment</i> | | | |
| | | Pass & Ongoing | 1 |
| <i>Enter Reviewer Comment</i> | | | |



Save & Return

Print

Achievement Value (AV) Scorecard DY3, Q4 January 1, 2018 - March 31, 2018 (Payment Quarter)
OneCity Health - Project 2.b.iv

| | | | |
|-------------------------------|--|----------------|--------------|
| | Primary Care - Length of Relationship - Q3 | Pass & Ongoing | 0.5 |
| <i>Enter Reviewer Comment</i> | | | |
| | | Pass & Ongoing | 0.5 |
| <i>Enter Reviewer Comment</i> | | | |
| Total | | | 15.00 |

| Domain 2 Pay for Performance Project 2.b.iv | | | |
|---|-------------------------------|-----------------|-------------|
| AV Driving | Measure | Reviewer Status | AVS Awarded |
| | <i>Enter Reviewer Comment</i> | Fail | |
| | <i>Enter Reviewer Comment</i> | Pass & Ongoing | |
| | <i>Enter Reviewer Comment</i> | Pass & Ongoing | |
| | <i>Enter Reviewer Comment</i> | Fail | |
| | <i>Enter Reviewer Comment</i> | Pass & Ongoing | |
| | <i>Enter Reviewer Comment</i> | Fail | |
| | <i>Enter Reviewer Comment</i> | Fail | |
| | <i>Enter Reviewer Comment</i> | Fail | |
| | <i>Enter Reviewer Comment</i> | Fail | |



Save & Return

Print

Achievement Value (AV) Scorecard DY3, Q4 January 1, 2018 - March 31, 2018 (Payment Quarter)
OneCity Health - Project 2.b.iv

| | | | |
|--------------|------------------------|----------------|-------------|
| | Enter Reviewer Comment | Fail | 0 |
| | Enter Reviewer Comment | Fail | 0 |
| | Enter Reviewer Comment | Fail | 0 |
| | Enter Reviewer Comment | Fail | 0 |
| | Enter Reviewer Comment | Pass & Ongoing | 0.5 |
| | Enter Reviewer Comment | Pass & Ongoing | 0.5 |
| | Enter Reviewer Comment | | |
| Total | | | 1.92 |



Save & Return

Print

Achievement Value (AV) Scorecard DY3, Q4 January 1, 2018 - March 31, 2018 (Payment Quarter)
OneCity Health - Project 2.d.i

| Project Snapshot | |
|------------------|--|
| Project Domain | System Transformation Projects (Domain 2) |
| Project ID | 2.d.i |
| Project Title | Implementation of Patient Activation Activities to Engage, Educate and Integrate the uninsured and low/non-utilizing Medicaid populations into |

| Payment Snapshot | |
|------------------------|---------------|
| DY3, Q4 Payment Earned | \$ 31,046,533 |
| DY3, Q4 Payment Earned | \$ 21,991,294 |

| 2.d.i Scoresheet | | | | | | | | | |
|-------------------|------------------------------------|---------------|---------------|-----------------|---------------|------------------------|----------------------------|------------------------|-------------------------|
| Domain | Component | Review Status | AVs Available | Net AVs Awarded | Percentage AV | Domain Funding % (DY3) | Domain Funding % (DY3, Q4) | Payment Available (\$) | Net Payment Earned (\$) |
| Domain 1 | Domain 1 Organizational | Complete | 5.00 | 5.00 | 100% | 40% | 27% | 8,279,075 | 8,279,075 |
| | Project Implementation Speed | N/A | 0.00 | 0.00 | 0% | | | | |
| | Patient Engagement Speed | Complete | 1.00 | 1.00 | 100% | | | | |
| Domain 1 Subtotal | | | 6.00 | 6.00 | 100% | 40% | 27% | 8,279,075 | 8,279,075 |
| Domain 2 | Domain 2 Pay for Reporting (P4R) | Complete | 4.00 | 4.00 | 100% | 10% | 7% | 2,069,769 | 2,069,769 |
| | Domain 2 Pay for Performance (P4P) | Complete | 4.00 | 2.25 | 56% | 50% | 67% | 20,697,688 | 11,642,450 |
| Domain 2 Subtotal | | | 8.00 | 6.25 | 78% | 60% | 73% | 22,767,457 | 13,712,219 |
| Total | | | 14.00 | 12.25 | 88% | 100% | 100% | 31,046,533 | 21,991,294 |

Total Project 2.d.i AVs Awarded: 12.25 out of 14

Hide Reviewer Comments

| Domain 1 Project Milestones Project 2.d.i | | | | | | |
|---|--|-------------------|--------------------|------------------|-----------------|-------------|
| AV Driving | Project Requirement and Metric/Deliverable | Required Due Date | Committed Due Date | Milestone Status | Reviewer Status | AVs Awarded |
| ● | Module 1 - Major risks to implementation and mitigation strategies | Ongoing | N/A | In Process | Pass & Ongoing | N/A |
| Enter Reviewer Comment | | | | | | |



Save & Return

Print

Achievement Value (AV) Scorecard DY3, Q4 January 1, 2018 - March 31, 2018 (Payment Quarter)
OneCity Health - Project 2.d.i

| | | | | | | |
|--------------|---|---------|-----|------------|----------------|----------------|
| ● | Module 2 - Project Implementation Speed | Ongoing | N/A | In Process | Pass & Ongoing | 0.00 |
| | | | | | | Pass & Ongoing |
| ● | <i>Enter Reviewer Comment</i> | | | | | |
| Total | | | | | | 1.00 |

| Domain 1 Project Prescribed Milestones - Project 2.d.i | | | | | | |
|--|--|-------------------|--------------------|------------------|-----------------|-------------|
| AV Driving | Project Requirement and Metric/Deliverable | Required Due Date | Committed Due Date | Milestone Status | Reviewer Status | AVs Awarded |
| ● | 1. Contract or partner with community-based organizations (CBOs) to engage target populations using PAM® and other patient activation techniques. The PPS must provide oversight and ensure that engagement is sufficient and appropriate. | 9/30/2017 | 9/30/2017 | Completed | Pass & Complete | N/A |
| | <i>Enter Reviewer Comment</i> | | | | | |
| ● | 2. Establish a PPS-wide training team, comprised of members with training in PAM® and expertise in patient activation and engagement. | 3/31/2017 | 3/31/2017 | Completed | Pass & Complete | N/A |
| | <i>Enter Reviewer Comment</i> | | | | | |
| ● | 3. Identify UI, NU, and LU “hot spot” areas (e.g., emergency rooms). Contract or partner with CBOs to perform outreach within the identified “hot spot” areas. | 3/31/2017 | 3/31/2017 | Completed | Pass & Complete | N/A |
| | <i>Enter Reviewer Comment</i> | | | | | |
| | | | | | Pass & Complete | |



Save & Return

Print

Achievement Value (AV) Scorecard DY3, Q4 January 1, 2018 - March 31, 2018 (Payment Quarter)
OneCity Health - Project 2.d.i

| | | | | | | | | |
|---|--|-----------|-----------|-----------|-----------------|-----|--|--|
| | <i>Enter Reviewer Comment</i> | | | | | | | |
| ● | 5. Train providers located within “hot spots” on patient activation techniques, such as shared decision-making, measurements of health literacy, and cultural competency. | 9/30/2017 | 9/30/2017 | Completed | Pass & Complete | N/A | | |
| | <i>Enter Reviewer Comment</i> | | | | | | | |
| ● | 6. Obtain list of PCPs assigned to NU and LU enrollees from MCOs. Along with the member's MCO and assigned PCP, reconnect beneficiaries to his/her designated PCP (see outcome measurements in #10). | 3/31/2017 | 3/31/2017 | Completed | Pass & Complete | N/A | | |
| | <i>Enter Reviewer Comment</i> | | | | | | | |
| ● | 7. Baseline each beneficiary cohort (per method developed by state) to appropriately identify cohorts using PAM® during the first year of the project and again, at set intervals. Baselines, as well as intervals towards improvement, must be set for each cohort at the beginning of each performance period. | 9/30/2017 | 9/30/2017 | Completed | Pass & Complete | N/A | | |
| | <i>Enter Reviewer Comment</i> | | | | | | | |
| | | | | | Pass & Complete | N/A | | |
| | <i>Enter Reviewer Comment</i> | | | | | | | |
| ● | 9. Measure PAM® components | 9/30/2017 | 9/30/2017 | Completed | Pass & Complete | N/A | | |
| | <i>Enter Reviewer Comment</i> | | | | | | | |
| ● | 10. Increase the volume of non-emergent (primary, behavioral, dental) care provided to UI, NU, and LU persons. | 9/30/2017 | 9/30/2017 | Completed | Pass & Complete | N/A | | |
| | <i>Enter Reviewer Comment</i> | | | | | | | |



Save & Return

Print

Achievement Value (AV) Scorecard DY3, Q4 January 1, 2018 - March 31, 2018 (Payment Quarter) OneCity Health - Project 2.d.i

| | | | | | | |
|-------------------------------|--|-----------|-----------|-----------|-----------------|-----|
| ● | 11. Contract or partner with CBOs to develop a group of community navigators who are trained in connectivity to healthcare coverage, community healthcare resources (including for primary and preventive services) and patient education. | 9/30/2017 | 9/30/2017 | Completed | Pass & Complete | N/A |
| <i>Enter Reviewer Comment</i> | | | | | | |
| ● | 12. Develop a process for Medicaid recipients and project participants to report complaints and receive customer service. | 3/31/2017 | 3/31/2017 | Completed | Pass & Complete | N/A |
| <i>Enter Reviewer Comment</i> | | | | | | |
| ● | 13. Train community navigators in patient activation and education, including how to appropriately assist project beneficiaries using the PAM®. | 3/31/2017 | 3/31/2017 | Completed | Pass & Complete | N/A |
| <i>Enter Reviewer Comment</i> | | | | | | |
| ● | 14. Ensure direct hand-offs to navigators who are prominently placed at “hot spots,” partnered CBOs, emergency departments, or community events, so as to facilitate education regarding health insurance coverage, age-appropriate primary and preventive healthcare services and | 9/30/2017 | 9/30/2017 | Completed | Pass & Complete | N/A |
| <i>Enter Reviewer Comment</i> | | | | | | |
| ● | 15. Inform and educate navigators about insurance options and healthcare resources available to UI, NU, and LU populations. | 9/30/2017 | 9/30/2017 | Completed | Pass & Complete | N/A |
| <i>Enter Reviewer Comment</i> | | | | | | |
| ● | 16. Ensure appropriate and timely access for navigators when attempting to establish primary and preventive services for a community member. | 9/30/2017 | 9/30/2017 | Completed | Pass & Complete | N/A |
| <i>Enter Reviewer Comment</i> | | | | | | |
| ● | 17. Perform population health management by actively using EHRs and other IT platforms, including use of targeted patient registries, to track all patients engaged in the project. | 3/31/2017 | 3/31/2017 | Completed | Pass & Complete | N/A |



Save & Return

Print

*Achievement Value (AV) Scorecard DY3, Q4 January 1, 2018 - March 31, 2018 (Payment Quarter)
OneCity Health - Project 2.d.i*



Domain 2 Pay for Reporting Project 2.d.i

| Domain 2 Pay for Reporting Project 2.d.i | | |
|--|--|------|
| ● | C&G CAHPS by PPS for uninsured- Getting timely appointments, care, and information | 0.25 |
| ◐ | | 0.25 |
| ◐ | | 0.25 |
| ◐ | | 0.25 |
| ◐ | | 1 |
| ◐ | | 1 |



Save & Return

Print

Achievement Value (AV) Scorecard DY3, Q4 January 1, 2018 - March 31, 2018 (Payment Quarter)
OneCity Health - Project 2.d.i

| | | | |
|-------------------------------|--|--|-------------|
| ● | Use of primary and preventive care services-- Percent of attributed Medicaid members with no claims history for primary care and preventive services in measurement year compared to same in baseline year | | 1 |
| <i>Enter Reviewer Comment</i> | | | |
| Total | | | 4.00 |

| Domain 2 Pay for Performance Project 2.d.i | | | |
|--|---------|-----------------|-------------|
| AV Driving | Measure | Reviewer Status | AVS Awarded |
| ● | | Fail | |
| <i>Enter Reviewer Comment</i> | | | |
| ● | | Fail | |
| <i>Enter Reviewer Comment</i> | | | |
| ● | | Pass & Ongoing | |
| <i>Enter Reviewer Comment</i> | | | |
| ● | | Fail | |
| <i>Enter Reviewer Comment</i> | | | |
| ● | | Pass & Ongoing | |
| <i>Enter Reviewer Comment</i> | | | |
| ● | | Pass & Ongoing | |
| <i>Enter Reviewer Comment</i> | | | |
| ● | | Fail | |
| <i>Enter Reviewer Comment</i> | | | |
| Total | | | 2.25 |



Save & Return

Print

Achievement Value (AV) Scorecard DY3, Q4 January 1, 2018 - March 31, 2018 (Payment Quarter)
OneCity Health - Project 3.a.i

| Project Snapshot | |
|------------------|--|
| Project Domain | Clinical Improvement Projects (Domain 3) |
| Project ID | 3.a.i |
| Project Title | Integration of primary care and behavioral health services |

| Payment Snapshot | |
|------------------------|---------------|
| DY3, Q4 Payment Earned | \$ 15,477,979 |
| DY3, Q4 Payment Earned | \$ 11,608,484 |

| 3.a.i Scoresheet | | | | | | | | | |
|-------------------|----------------------------------|---------------|---------------|-----------------|---------------|------------------------|----------------------------|------------------------|-------------------------|
| Domain | Component | Review Status | AVs Available | Net AVs Awarded | Percentage AV | Domain Funding % (DY3) | Domain Funding % (DY3, Q4) | Payment Available (\$) | Net Payment Earned (\$) |
| Domain 1 | Domain 1 Organizational | Complete | 5.00 | 5.00 | 100% | 40% | 40% | 6,191,192 | 6,191,192 |
| | Project Implementation Speed | Complete | 1.00 | 1.00 | 100% | | | | |
| | Patient Engagement Speed | Complete | 1.00 | 1.00 | 100% | | | | |
| Domain 1 Subtotal | | | 7.00 | 7.00 | 100% | 40% | 40% | 6,191,192 | 6,191,192 |
| Domain 3 | Domain 3 Pay for Reporting (P4R) | Complete | 2.00 | 2.00 | 100% | 10% | 10% | 1,547,798 | 1,547,798 |
| | Domain 3 Pay for Performance | | 8.00 | 4.00 | 50% | 50% | 50% | 7,738,989 | 3,869,495 |
| Domain 3 Subtotal | | | 10.00 | 6.00 | 60% | 60% | 60% | 9,286,787 | 5,417,293 |
| Total | | Complete | 17.00 | 13.00 | 76% | 100% | 100% | 15,477,979 | 11,608,484 |

Total Project 3.a.i AVs Awarded: 13 out of 17

Hide Reviewer Comments

| Domain 1 Project Milestones Project 3.a.i | | | | | | |
|---|--|-------------------|--------------------|------------------|-----------------|-------------|
| AV Driving | Project Requirement and Metric/Deliverable | Required Due Date | Committed Due Date | Milestone Status | Reviewer Status | AVs Awarded |
| ● | Module 1 - Major risks to implementation and mitigation strategies | Ongoing | N/A | In Process | Pass & Ongoing | N/A |
| Enter Reviewer Comment | | | | | | |



Save & Return

Print

Achievement Value (AV) Scorecard DY3, Q4 January 1, 2018 - March 31, 2018 (Payment Quarter)
OneCity Health - Project 3.a.i

| | | | | | | |
|--------------|---|---------|-----|------------|----------------|----------|
| ● | Module 2 - Project Implementation Speed | Ongoing | N/A | In Process | Pass & Ongoing | 1.00 |
| | <i>Enter Reviewer Comment</i> | | | | | |
| ● | Module 3 - Patient Engagement Speed | Ongoing | N/A | In Process | Pass & Ongoing | 1 |
| | <i>Enter Reviewer Comment</i> | | | | | |
| Total | | | | | | 1 |

Domain 1 Project Prescribed Milestones - Project 3.a.i Models 1, 2 and 3

3.a.i Model 1 3.a.i Model 2 3.a.i Model 3

| Model | AV Driving | Project Requirement and Metric/Deliverable | Required Due Date | Committed Due Date | Milestone Status | Reviewer Status | AVs Awarded |
|---------------|------------|--|-------------------|--------------------|------------------|-----------------|-------------|
| 3.a.i Model 1 | ● | 1. Co-locate behavioral health services at primary care practice sites. All participating primary care practices must meet 2014 NCQA level 3 PCMH or Advance Primary Care Model standards by DY 3. | 3/31/2018 | 3/31/2018 | Completed | Pass & Complete | 1 |
| | | <i>Enter Reviewer Comment</i> | | | | | |
| | ● | 2. Develop collaborative evidence-based standards of care including medication management and care engagement process. | 3/31/2017 | 3/31/2017 | Completed | Pass & Complete | N/A |
| | | <i>Enter Reviewer Comment</i> | | | | | |
| | ● | 3. Conduct preventive care screenings, including behavioral health screenings (PHQ-2 or 9 for those screening positive, SBIRT) implemented for all patients to identify unmet needs. | | | In Process | Pass & Ongoing | N/A |
| | | <i>Enter Reviewer Comment</i> | | | | | |



Save & Return

Print

Achievement Value (AV) Scorecard DY3, Q4 January 1, 2018 - March 31, 2018 (Payment Quarter)
OneCity Health - Project 3.a.i

| | | | | | | | |
|---------------|---|--|-----------|-----------|------------|-----------------|-----|
| | ● | 4. Use EHRs or other technical platforms to track all patients engaged in this project. | 3/31/2017 | 3/31/2017 | Completed | Pass & Complete | N/A |
| | | Enter Reviewer Comment | | | | | |
| | ● | | | | | Pass & Ongoing | N/A |
| | | Enter Reviewer Comment | | | | | |
| 3.a.i Model 2 | ● | 6. Develop collaborative evidence-based standards of care including medication management and care engagement process. | 3/31/2017 | 3/31/2017 | Completed | Pass & Complete | N/A |
| | | Enter Reviewer Comment | | | | | |
| | ● | 7. Conduct preventive care screenings, including behavioral health screenings (PHQ-2 or 9 for those screening positive, SBIRT) implemented for all patients to identify unmet needs. | | | In Process | Pass & Ongoing | N/A |
| | | Enter Reviewer Comment | | | | | |
| | ● | | | | | Pass & Complete | N/A |
| | | Enter Reviewer Comment | | | | | |
| | ● | 9. Implement IMPACT Model at Primary Care Sites. | | | In Process | Pass & Ongoing | N/A |
| | | Enter Reviewer Comment | | | | | |
| | ● | 10. Utilize IMPACT Model collaborative care standards, including developing coordinated evidence-based care standards and policies and procedures for care engagement. | 3/31/2017 | 3/31/2017 | Completed | Pass & Complete | |



Save & Return

Print

*Achievement Value (AV) Scorecard DY3, Q4 January 1, 2018 - March 31, 2018 (Payment Quarter)
OneCity Health - Project 3.a.i*

| | | | | | | | |
|--|--|--|-----------|-----------|-----------|--|-----|
| | | | | | | | |
| | | 11. Employ a trained Depression Care Manager meeting requirements of the IMPACT model. | 3/31/2017 | 3/31/2017 | Completed | | N/A |
| | | | | | | | N/A |
| | | | | | | | N/A |
| | | | | | | | N/A |
| | | | | | | | N/A |
| | | | | | | | N/A |

Domain 3 Pay for Reporting

| | | | | | | | |
|--|--|--|--|--|--|--|-----|
| | | Follow-up care for Children Prescribed ADHD Medications - Continuation Phase | | | | | 0.5 |
|--|--|--|--|--|--|--|-----|



Save & Return

Print

*Achievement Value (AV) Scorecard DY3, Q4 January 1, 2018 - March 31, 2018 (Payment Quarter)
OneCity Health - Project 3.a.i*

| | | | |
|--|--|--|-----|
| | Follow-up care for Children Prescribed ADHD Medications - Initiation Phase | | 0.5 |
| | | | 1 |
| | | | |

Domain 3 Pay for Performance

| | | | |
|--|--|--|-----|
| | Adherence to Antipsychotic Medications for People with Schizophrenia | | 1 |
| | | | 0 |
| | | | 0.5 |
| | | | 0 |
| | | | 1 |
| | | | 0 |
| | | | 0 |
| | | | 0.5 |
| | | | 0.5 |



Save & Return

Print

*Achievement Value (AV) Scorecard DY3, Q4 January 1, 2018 - March 31, 2018 (Payment Quarter)
OneCity Health - Project 3.a.i*

| | | | |
|--------------|---|------|-------------|
| ● | Initiation of Alcohol and Other Drug Dependence Treatment (1 visit within 14 days) P4P Measure DY3Q4 | | 0.5 |
| | | Fail | 0 |
| ◐ | P4P Measure DY3Q4 | | |
| Total | | | 4.00 |



Save & Return

Print

Achievement Value (AV) Scorecard DY3, Q4 January 1, 2018 - March 31, 2018 (Payment Quarter)
OneCity Health - Project 3.b.i

| Project Snapshot | |
|------------------|--|
| Project Domain | Clinical Improvement Projects (Domain 3) |
| Project ID | 3.b.i |
| Project Title | Evidence-based strategies for disease management in high risk/affected populations. (adult only) |

| Payment Snapshot | |
|------------------------|---------------|
| DY3, Q4 Payment Earned | \$ 11,765,139 |
| DY3, Q4 Payment Earned | \$ 11,697,910 |

| 3.b.i Scoresheet | | | | | | | | | |
|-------------------|------------------------------------|---------------|---------------|-----------------|---------------|------------------------|----------------------------|------------------------|-------------------------|
| Domain | Component | Review Status | AVs Available | Net AVs Awarded | Percentage AV | Domain Funding % (DY3) | Domain Funding % (DY3, Q4) | Payment Available (\$) | Net Payment Earned (\$) |
| Domain 1 | Domain 1 Organizational | Complete | 5.00 | 5.00 | 100% | 40% | 40% | 4,706,056 | 4,638,826 |
| | Project Implementation Speed | Complete | 1.00 | 0.90 | 90% | | | | |
| | Patient Engagement Speed | Complete | 1.00 | 1.00 | 100% | | | | |
| Domain 1 Subtotal | | | 7.00 | 6.90 | 99% | 40% | 40% | 4,706,056 | 4,638,826 |
| Domain 3 | Domain 3 Pay for Reporting (P4R) | Complete | 8.00 | 8.00 | 100% | 10% | 60% | 7,059,083 | 7,059,083 |
| | Domain 3 Pay for Performance (P4P) | | 0.00 | 0.00 | N/A | 50% | 0% | - | - |
| Domain 2 Subtotal | | | 8.00 | 8.00 | 100% | 60% | 60% | 7,059,083 | 7,059,083 |
| Total | | | 15.00 | 14.90 | 99% | 100% | 100% | 11,765,139 | 11,697,910 |

Total Project 3.b.i AVs Awarded: 14.9 out of 15

Hide Reviewer Comments

| Domain 1 Project Milestones Project 3.b.i | | | | | | |
|---|--|-------------------|--------------------|------------------|-----------------|-------------|
| AV Driving | Project Requirement and Metric/Deliverable | Required Due Date | Committed Due Date | Milestone Status | Reviewer Status | AVs Awarded |
| ● | Module 1 - Major risks to implementation and mitigation strategies | Ongoing | N/A | In Process | Pass & Ongoing | N/A |
| Enter Reviewer Comment | | | | | | |



Save & Return

Print

Achievement Value (AV) Scorecard DY3, Q4 January 1, 2018 - March 31, 2018 (Payment Quarter)
OneCity Health - Project 3.b.i

| | | | | | | | |
|--------------|---|---------|-----|------------|----------------|----------------|---|
| ● | Module 2 - Project Implementation Speed | Ongoing | N/A | In Process | Pass & Ongoing | 0.90 | |
| | <i>Enter Reviewer Comment</i> | | | | | Pass & Ongoing | 1 |
| ● | <i>Enter Reviewer Comment</i> | | | | | | |
| Total | | | | | | 1.90 | |

| Domain 1 Project Prescribed Milestones - Project 3.b.i | | | | | | |
|--|--|-------------------|--------------------|------------------|-----------------|-------------|
| AV Driving | Project Requirement and Metric/Deliverable | Required Due Date | Committed Due Date | Milestone Status | Reviewer Status | AVs Awarded |
| ● | 1. Implement program to improve management of cardiovascular disease using evidence-based strategies in the ambulatory and community care setting. | 3/31/2018 | 3/31/2018 | Completed | Pass & Complete | 0.10 |
| <i>Enter Reviewer Comment</i> | | | | | | |
| ● | 2. Ensure that all PPS safety net providers are actively connected to EHR systems with local health information exchange/RHIO/SHIN-NY and share health information among clinical partners, including direct exchange (secure messaging), alerts and patient record look up, by the end of DY 3. | 3/31/2018 | 3/31/2018 | Completed | Pass & Complete | 0.10 |
| <i>Enter Reviewer Comment</i> | | | | | | |
| ● | 3. Ensure that EHR systems used by participating safety net providers meet Meaningful Use and PCMH Level 3 standards and/or APCM by the end of Demonstration Year 3. | 3/31/2018 | 3/31/2018 | Completed | Pass & Complete | 0.10 |
| <i>Enter Reviewer Comment</i> | | | | | | |
| | | | | | Pass & Complete | |



Save & Return

Print

Achievement Value (AV) Scorecard DY3, Q4 January 1, 2018 - March 31, 2018 (Payment Quarter)
OneCity Health - Project 3.b.i

| | | | | | | |
|---|--|-----------|-----------|-----------|-----------------|------|
| | <i>Enter Reviewer Comment</i> | | | | | |
| ● | 5. Use the EHR to prompt providers to complete the 5 A's of tobacco control (Ask, Assess, Advise, Assist, and Arrange). | 3/31/2018 | 3/31/2018 | Completed | Pass & Complete | 0.10 |
| | <i>Enter Reviewer Comment</i> | | | | | |
| ● | 6. Adopt and follow standardized treatment protocols for hypertension and elevated cholesterol. | 3/31/2017 | 3/31/2017 | Completed | Pass & Complete | N/A |
| | <i>Enter Reviewer Comment</i> | | | | | |
| ● | 7. Develop care coordination teams including use of nursing staff, pharmacists, dieticians and community health workers to address lifestyle changes, medication adherence, health literacy issues, and patient self-efficacy and confidence in self-management. | 3/31/2017 | 3/31/2017 | Completed | Pass & Complete | N/A |
| | <i>Enter Reviewer Comment</i> | | | | | |
| ● | 8. Provide opportunities for follow-up blood pressure checks without a copayment or advanced appointment. | 3/31/2018 | 3/31/2018 | Completed | Pass & Complete | 0.10 |
| | <i>Enter Reviewer Comment</i> | | | | | |
| ● | 9. Ensure that all staff involved in measuring and recording blood pressure are using correct measurement techniques and equipment. | 3/31/2017 | 3/31/2017 | Completed | Pass & Complete | N/A |
| | <i>Enter Reviewer Comment</i> | | | | | |
| ● | 10. Identify patients who have repeated elevated blood pressure readings in the medical record but do not have a diagnosis of hypertension and schedule them for a hypertension visit. | 3/31/2018 | 3/31/2018 | Completed | Pass & Complete | 0.10 |
| | <i>Enter Reviewer Comment</i> | | | | | |
| | | | | | Pass & Complete | |



Save & Return

Print

Achievement Value (AV) Scorecard DY3, Q4 January 1, 2018 - March 31, 2018 (Payment Quarter)
OneCity Health - Project 3.b.i

| | | | | | | |
|---|--|-----------|-----------|-----------|-----------------|------|
| | <i>Enter Reviewer Comment</i> | | | | | |
| ● | 12. Document patient driven self-management goals in the medical record and review with patients at each visit. | 3/31/2018 | 3/31/2018 | Completed | Pass & Complete | 0.10 |
| | <i>Enter Reviewer Comment</i> | | | | | |
| ● | 13. Follow up with referrals to community based programs to document participation and behavioral and health status changes. | 3/31/2018 | 3/31/2018 | Completed | Pass & Complete | 0.10 |
| | <i>Enter Reviewer Comment</i> | | | | | |
| ● | 14. Develop and implement protocols for home blood pressure monitoring with follow up support. | 3/31/2017 | 3/31/2017 | Completed | Pass & Complete | N/A |
| | <i>Enter Reviewer Comment</i> | | | | | |
| ● | 15. Generate lists of patients with hypertension who have not had a recent visit and schedule a follow up visit. | 3/31/2017 | 3/31/2017 | Completed | Pass & Complete | N/A |
| | <i>Enter Reviewer Comment</i> | | | | | |
| ● | 16. Facilitate referrals to NYS Smoker's Quitline. | 3/31/2017 | 3/31/2017 | Completed | Pass & Complete | N/A |
| | <i>Enter Reviewer Comment</i> | | | | | |
| ● | 17. Perform additional actions including "hot spotting" strategies in high risk neighborhoods, linkages to Health Homes for the highest risk | 3/31/2018 | 3/31/2018 | Completed | Fail | 0.00 |
| | <i>Enter Reviewer Comment</i> | | | | | |
| ● | 18. Adopt strategies from the Million Hearts Campaign. | 3/31/2017 | 3/31/2017 | Completed | Pass & Ongoing | N/A |
| | <i>Enter Reviewer Comment</i> | | | | | |
| ● | 19. Form agreements with the Medicaid Managed Care organizations serving the affected population to coordinate services under this project. | 3/31/2018 | 3/31/2018 | Completed | Pass & Complete | |



Save & Return

Print

*Achievement Value (AV) Scorecard DY3, Q4 January 1, 2018 - March 31, 2018 (Payment Quarter)
OneCity Health - Project 3.b.i*

| | | | |
|--|--|--|-----|
| | | | |
| | | | N/A |
| | | | |

Domain 3 Pay for Performance and Pay for Reporting

| | | | |
|--|-------------|--|-----|
| | Aspirin Use | | 0.5 |
| | | | 0.5 |
| | | | 1 |
| | | | 1 |
| | | | 1 |
| | | | 1 |



Save & Return

Print

*Achievement Value (AV) Scorecard DY3, Q4 January 1, 2018 - March 31, 2018 (Payment Quarter)
OneCity Health - Project 3.b.i*

| | | | |
|--------------|---|----------------|-------------|
| | Medical Assistance with Smoking and Tobacco Use Cessation - Advised to Quit | Pass & Ongoing | 0.3333333 |
| | P4R Measure DY3Q4 | | |
| | | Pass & Ongoing | 0.3333333 |
| | P4R Measure DY3Q4 | | |
| | | Pass & Ongoing | 0.3333333 |
| | P4R Measure DY3Q4 | | |
| | | Pass & Ongoing | 0.5 |
| | P4R Measure DY3Q4 | | |
| | | Pass & Ongoing | 0.5 |
| | P4R Measure DY3Q4 | | |
| | | Pass & Ongoing | 1 |
| | P4R Measure in DY3Q4 | | |
| | | Pass & Ongoing | 1 |
| | P4R Measure DY3Q4 | | |
| Total | | | 8.00 |



Save & Return

Print

Achievement Value (AV) Scorecard DY3, Q4 January 1, 2018 - March 31, 2018 (Payment Quarter)
OneCity Health - Project 3.d.ii

| |
|--|
| |
| |
| |

| Payment Snapshot | |
|------------------------|---------------|
| DY3, Q4 Payment Earned | \$ 12,123,814 |
| DY3, Q4 Payment Earned | \$ 8,400,071 |

| 3.d.ii Scoresheet | | | | | | | | | |
|--------------------------|------------------------------------|---------------|---------------|-----------------|---------------|------------------------|----------------------------|------------------------|-------------------------|
| Domain | Component | Review Status | AVs Available | Net AVs Awarded | Percentage AV | Domain Funding % (DY3) | Domain Funding % (DY3, Q4) | Payment Available (\$) | Net Payment Earned (\$) |
| Domain 1 | Domain 1 Organizational | Complete | 5.00 | 5.00 | 100% | 40% | 40% | 4,849,525 | 4,156,736 |
| | Project Implementation Speed | Complete | 1.00 | 1.00 | 100% | | | | |
| | Patient Engagement Speed | Complete | 1.00 | 0.00 | 0% | | | | |
| Domain 1 Subtotal | | | 7.00 | 6.00 | 86% | 40% | 40% | 4,849,525 | 4,156,736 |
| Domain 3 | Domain 3 Pay for Reporting (P4R) | Complete | 4.00 | 4.00 | 100% | 10% | 10% | 1,212,381 | 1,212,381 |
| | Domain 3 Pay for Performance (P4P) | | 4.00 | 2.00 | 50% | 50% | 50% | 6,061,907 | 3,030,953 |
| Domain 3 Subtotal | | | 8.00 | 6.00 | 75% | 60% | 60% | 7,274,288 | 4,243,335 |
| Total | | | 15.00 | 12.00 | 80% | 100% | 100% | 12,123,814 | 8,400,071 |

Total Project 3.d.ii AVs Awarded: 12 out of 15

Hide Reviewer Comments

| Domain 1 Project Milestones Project 3.d.ii | | | | | | |
|--|--|-------------------|--------------------|------------------|-----------------|-------------|
| AV Driving | Project Requirement and Metric/Deliverable | Required Due Date | Committed Due Date | Milestone Status | Reviewer Status | AVs Awarded |
| ● | Module 1 - Major risks to implementation and mitigation strategies | Ongoing | N/A | In Process | Pass & Ongoing | N/A |
| Enter Reviewer Comment | | | | | | |



Save & Return

Print

Achievement Value (AV) Scorecard DY3, Q4 January 1, 2018 - March 31, 2018 (Payment Quarter)
OneCity Health - Project 3.d.ii

| | | | | | | |
|--------------|---|-----------|-----------|-----------|----------------|-------------|
| ● | Module 2 - Project Implementation Speed | 3/31/2017 | 3/31/2017 | Completed | Pass & Ongoing | 1.00 |
| | | | | | | Fail |
| ◐ | <i>Enter Reviewer Comment</i> | | | | | |
| Total | | | | | | 1.00 |

| Domain 1 Project Prescribed Milestones - Project 3.d.ii | | | | | | | |
|---|--|-------------------|--------------------|------------------|-----------------|-----------------|-----|
| AV Driving | Project Requirement and Metric/Deliverable | Required Due Date | Committed Due Date | Milestone Status | Reviewer Status | AVs Awarded | |
| ● | 1. Expand asthma home-based self-management program to include home environmental trigger reduction, self-monitoring, medication use, and medical follow-up. | 3/31/2018 | 3/31/2018 | Completed | Pass & Complete | 0.33 | |
| | <i>Enter Reviewer Comment</i> | | | | | | |
| ● | 2. Establish procedures to provide, coordinate, or link the client to resources for evidence-based trigger reduction interventions. Specifically, change the patient's indoor environment to reduce exposure | 3/31/2017 | 3/31/2017 | Completed | Pass & Complete | N/A | |
| | <i>Enter Reviewer Comment</i> | | | | | | |
| ◐ | | | | | | Pass & Complete | N/A |
| | <i>Enter Reviewer Comment</i> | | | | | | |



Save & Return

Print

Achievement Value (AV) Scorecard DY3, Q4 January 1, 2018 - March 31, 2018 (Payment Quarter)
OneCity Health - Project 3.d.ii

| | | | | | | |
|--------------|---|-----------|-----------|-----------|-----------------|-------------|
| ● | 4. Implement training and asthma self-management education services, including basic facts about asthma, proper medication use, identification and avoidance of environmental exposures that worsen asthma, self-monitoring of asthma symptoms and asthma control, and using written asthma action plans. | 3/31/2017 | 3/31/2017 | Completed | Pass & Complete | N/A |
| | <i>Enter Reviewer Comment</i> | | | | | |
| ● | 5. Ensure coordinated care for asthma patients includes social services and support. | 3/31/2018 | 3/31/2018 | Completed | Pass & Complete | 0.33 |
| | <i>Enter Reviewer Comment</i> | | | | | |
| ● | 6. Implement periodic follow-up services, particularly after ED or hospital visit occurs, to provide patients with root cause analysis of what happened and how to avoid future events. | 3/31/2017 | 3/31/2017 | Completed | Fail | N/A |
| | <i>Enter Reviewer Comment</i> | | | | | |
| ● | 7. Ensure communication, coordination, and continuity of care with Medicaid Managed Care plans, Health Home care managers, primary care providers, and specialty providers. | 3/31/2018 | 3/31/2018 | Completed | Pass & Complete | 0.33 |
| | <i>Enter Reviewer Comment</i> | | | | | |
| ● | 8. Use EHRs or other technical platforms to track all patients engaged in this project. | 3/31/2017 | 3/31/2017 | Completed | Pass & Complete | N/A |
| | <i>Enter Reviewer Comment</i> | | | | | |
| Total | | | | | | 1.00 |

| Domain 3 Pay for Reporting | | | |
|----------------------------|---------|-----------------|-------------|
| AV Driving | Measure | Reviewer Status | AVs Awarded |



Save & Return

Print

*Achievement Value (AV) Scorecard DY3, Q4 January 1, 2018 - March 31, 2018 (Payment Quarter)
OneCity Health - Project 3.d.ii*

| | | | |
|--|--|--|-----|
| | Asthma Medication Ratio (5 – 64 Years) | | 1 |
| | | | 0.5 |
| | | | 0.5 |
| | | | 1 |
| | | | 1 |

| Domain 3 Pay for Performance | | | |
|------------------------------|--|--|-----|
| | Asthma Medication Ratio (5 – 64 Years) | | 1 |
| | | | 0.5 |
| | | | 0.5 |



Save & Return

Print

Achievement Value (AV) Scorecard DY3, Q4 January 1, 2018 - March 31, 2018 (Payment Quarter)
OneCity Health - Project 3.g.i

| Project Snapshot | |
|------------------|--|
| Project Domain | Clinical Improvement Projects (Domain 3) |
| Project ID | 3.g.i |
| Project Title | Integration of palliative care into the PCMH model |

| Payment Snapshot | |
|------------------------|---------------|
| DY3, Q4 Payment Earned | \$ 13,327,574 |
| DY3, Q4 Payment Earned | \$ 13,327,574 |

| 3.g.i Scoresheet | | | | | | | | | |
|-------------------|------------------------------------|---------------|---------------|-----------------|---------------|------------------------|----------------------------|------------------------|-------------------------|
| Domain | Component | Review Status | AVs Available | Net AVs Awarded | Percentage AV | Domain Funding % (DY3) | Domain Funding % (DY3, Q4) | Payment Available (\$) | Net Payment Earned (\$) |
| Domain 1 | Domain 1 Organizational | Complete | 5.00 | 5.00 | 100% | 40% | 27% | 3,554,020 | 3,554,020 |
| | Project Implementation Speed | Complete | 1.00 | 1.00 | 100% | | | | |
| | Patient Engagement Speed | Complete | 1.00 | 1.00 | 100% | | | | |
| Domain 1 Subtotal | | | 7.00 | 7.00 | 100% | 40% | 27% | 3,554,020 | 3,554,020 |
| Domain 3 | Domain 3 Pay for Reporting (P4R) | Complete | 5.00 | 5.00 | 100% | 10% | 73% | 9,773,554 | 9,773,554 |
| | Domain 3 Pay for Performance (P4P) | N/A | N/A | | | 50% | 0% | - | - |
| Domain 3 Subtotal | | | 5.00 | 5.00 | 100% | 60% | 73% | 9,773,554 | 9,773,554 |
| Total | | Complete | 12.00 | 12.00 | 100% | 100% | 100% | 13,327,574 | 13,327,574 |

Total Project 3.g.i AVs Awarded: 12 out of 12

Hide Reviewer Comments

| Domain 1 Project Milestones Project 3.g.i | | | | | | |
|---|--|-------------------|--------------------|------------------|-----------------|-------------|
| AV Driving | Project Requirement and Metric/Deliverable | Required Due Date | Committed Due Date | Milestone Status | Reviewer Status | AVs Awarded |
| ● | Module 1 - Major risks to implementation and mitigation strategies | Ongoing | N/A | In Process | Pass & Ongoing | N/A |
| Enter Reviewer Comment | | | | | | |



Save & Return

Print

Achievement Value (AV) Scorecard DY3, Q4 January 1, 2018 - March 31, 2018 (Payment Quarter)
OneCity Health - Project 3.g.i

| | | | | | | |
|---|---|-----------|-----|-----------|----------------|----------------|
| ● | Module 2 - Project Implementation Speed | 3/17/2017 | N/A | Completed | Pass & Ongoing | 1.00 |
| | <i>Enter Reviewer Comment</i> | | | | | Pass & Ongoing |
| ● | <i>Enter Reviewer Comment</i> | | | | | |
| | Total | | | | | |

| Domain 1 Project Prescribed Milestones - Project 3.g.i | | | | | | |
|--|---|-------------------|--------------------|------------------|-----------------|-------------|
| AV Driving | Project Requirement and Metric/Deliverable | Required Due Date | Committed Due Date | Milestone Status | Reviewer Status | AVs Awarded |
| ● | 1. Integrate Palliative Care into appropriate participating PCPs that have, or will have, achieved NCQA PCMH and/or APCM certification. | 3/31/2018 | 3/31/2018 | Completed | Pass & Complete | 0.50 |
| ● | 2. Develop partnerships with community and provider resources including Hospice to bring the palliative care supports and services into the | 3/31/2017 | 3/31/2017 | Completed | Pass & Complete | N/A |
| ● | 3. Develop and adopt clinical guidelines agreed to by all partners including services and eligibility. | 3/31/2017 | 3/31/2017 | Completed | Pass & Complete | N/A |
| ● | 4. Engage staff in trainings to increase role-appropriate competence in palliative care skills and protocols developed by the PPS. | 3/31/2017 | 3/31/2017 | Completed | Pass & Complete | N/A |
| | | | | | Pass & Complete | |



Save & Return

Print

*Achievement Value (AV) Scorecard DY3, Q4 January 1, 2018 - March 31, 2018 (Payment Quarter)
OneCity Health - Project 3.g.i*

| | | | |
|--|--|--|-----|
| | | | |
| | | | N/A |
| | | | |

Domain 3 Pay for Performance and Pay for Reporting - Project 3.g.i

| | | | |
|--|---|--|---|
| | Percentage of members who remained stable or demonstrated improvement in pain | | 1 |
| | | | 1 |
| | | | 1 |
| | | | 1 |
| | | | 1 |
| | | | 1 |



Department
of Health

Medicaid
Redesign Team

New York State Department of Health
Delivery System Reform Incentive Payment (DSRIP) Program

Achievement Value (AV) Scorecard DY3, Q4 January 1, 2018 - March 31, 2018 (Payment Quarter)
OneCity Health - Project 3.g.i

Save & Return

Print

Total

5.00



Save & Return

Print

Achievement Value (AV) Scorecard DY3, Q4 January 1, 2018 - March 31, 2018 (Payment Quarter)
OneCity Health - Project 4.a.iii

| Project Snapshot | |
|------------------|--|
| Project Domain | Domain 4: Population-wide Projects: New York's |
| Project ID | 4.a.iii |
| Project Title | Strengthen Mental Health and Substance Abuse Infrastructure Across Systems |

| Payment Snapshot | |
|------------------------|--------------|
| DY3, Q4 Payment Earned | \$ 8,247,486 |
| DY3, Q4 Payment Earned | \$ 8,247,486 |

| 4.a.iii Scoresheet | | | | | | | | | |
|--------------------------|------------------------------------|---------------|---------------|-----------------|---------------|------------------------|----------------------------|------------------------|-------------------------|
| Domain | Component | Review Status | AVs Available | Net AVs Awarded | Percentage AV | Domain Funding % (DY3) | Domain Funding % (DY3, Q4) | Payment Available (\$) | Net Payment Earned (\$) |
| Domain 1 | Domain 1 Organizational | Complete | 5.00 | 5.00 | 100% | 40% | 40% | 3,298,994 | 3,298,994 |
| | Project Implementation Speed | N/A | 0.00 | 0.00 | 0% | | | | |
| | Patient Engagement Speed | N/A | 0.00 | 0.00 | 0% | | | | |
| Domain 1 Subtotal | | | 5.00 | 5.00 | 100% | 40% | 40% | 3,298,994 | 3,298,994 |
| Domain 4 | Domain 4 Pay for Reporting (P4R) | Complete | 11.00 | 11.00 | 100% | 60% | 60% | 4,948,491 | 4,948,491 |
| | Domain 4 Pay for Performance (P4P) | N/A | N/A | N/A | N/A | 0% | 0% | - | - |
| Domain 4 Subtotal | | | 11.00 | 11.00 | 100% | 60% | 60% | 4,948,491 | 4,948,491 |
| Total | | | 16.00 | 16.00 | 100% | 100% | 100% | 8,247,486 | 8,247,486 |

Total Project 4.a.iii AVs Awarded: 16 out of 16

Hide Reviewer Comments

| Domain 4 Pay for Performance and Pay for Reporting - Project 4.a.iii (all Milestones are P4R in DY2) | | | |
|--|--|-----------------|-------------|
| AV Driving | Measure | Reviewer Status | AVs Awarded |
| | Age-adjusted preventable hospitalizations rate per 10,000 - Aged 18+ years – Ratio of Hispanics to White non-Hispanics | Pass & Ongoing | 1 |
| Enter Reviewer Comment | | | |



Save & Return

Print

*Achievement Value (AV) Scorecard DY3, Q4 January 1, 2018 - March 31, 2018 (Payment Quarter)
OneCity Health - Project 4.a.iii*

| | | | |
|-------------------------------|--|----------------|--------------|
| ● | Age-adjusted preventable hospitalizations rate per 10,000 - Aged 18+ years | | 1 |
| <i>Enter Reviewer Comment</i> | | | |
| ◐ | | Pass & Ongoing | 1 |
| <i>Enter Reviewer Comment</i> | | | |
| Total | | | 11.00 |



Save & Return

Print

Achievement Value (AV) Scorecard DY3, Q4 January 1, 2018 - March 31, 2018 (Payment Quarter)
OneCity Health - Project 4.c.ii

| Project Snapshot | |
|------------------|--|
| Project Domain | Domain 4: Population-wide Projects: New York's |
| Project ID | 4.c.ii |
| Project Title | Increase early access to, and retention in, HIV care |

| Payment Snapshot | |
|------------------------|--------------|
| DY3, Q4 Payment Earned | \$ 7,835,111 |
| DY3, Q4 Payment Earned | \$ 7,835,111 |

| 4.c.ii Scoresheet | | | | | | | | | |
|--------------------------|------------------------------------|---------------|---------------|-----------------|---------------|------------------------|----------------------------|------------------------|-------------------------|
| Domain | Component | Review Status | AVs Available | Net AVs Awarded | Percentage AV | Domain Funding % (DY3) | Domain Funding % (DY3, Q4) | Payment Available (\$) | Net Payment Earned (\$) |
| Domain 1 | Domain 1 Organizational | Complete | 5.00 | 5.00 | 100% | 40% | 40% | 3,134,045 | 3,134,045 |
| | Project Implementation Speed | N/A | 0.00 | 0.00 | 0% | | | | |
| | Patient Engagement Speed | N/A | 0.00 | 0.00 | 0% | | | | |
| Domain 1 Subtotal | | | 5.00 | 5.00 | 100% | 40% | 40% | 3,134,045 | 3,134,045 |
| Domain 4 | Domain 4 Pay for Reporting (P4R) | Complete | 11.00 | 11.00 | 100% | 60% | 60% | 4,701,067 | 4,701,067 |
| | Domain 4 Pay for Performance (P4P) | N/A | N/A | N/A | N/A | 0% | 0% | - | - |
| Domain 4 Subtotal | | | 11.00 | 11.00 | 100% | 60% | 60% | 4,701,067 | 4,701,067 |
| Total | | | 16.00 | 16.00 | 100% | 100% | 100% | 7,835,111 | 7,835,111 |

Total Project 4.c.ii AVs Awarded: 16 out of 16

Hide Reviewer Comments

| Domain 4 Pay for Performance and Pay for Reporting - Project 4.c.ii (all Milestones are P4R in DY2) | | | |
|---|--|-----------------|-------------|
| AV Driving | Measure | Reviewer Status | AVs Awarded |
| ● | Age-adjusted preventable hospitalizations rate per 10,000 - Aged 18+ years – Ratio of Hispanics to White non-Hispanics | Pass & Ongoing | 1 |
| Enter Reviewer Comment | | | |



Save & Return

Print

Achievement Value (AV) Scorecard DY3, Q4 January 1, 2018 - March 31, 2018 (Payment Quarter)
OneCity Health - Project 4.c.ii

| | | | |
|-------------------------------|---|----------------|---|
| | Newly diagnosed HIV case rate per 100,000 | Pass & Ongoing | 1 |
| <i>Enter Reviewer Comment</i> | | | |
| | | Pass & Ongoing | 1 |
| <i>Enter Reviewer Comment</i> | | | |
| | | Pass & Ongoing | 1 |
| <i>Enter Reviewer Comment</i> | | | |
| | | Pass & Ongoing | 1 |
| <i>Enter Reviewer Comment</i> | | | |
| | | Pass & Ongoing | 1 |
| <i>Enter Reviewer Comment</i> | | | |
| | | Pass & Ongoing | 1 |
| <i>Enter Reviewer Comment</i> | | | |



Save & Return

Print

*Achievement Value (AV) Scorecard DY3, Q4 January 1, 2018 - March 31, 2018 (Payment Quarter)
OneCity Health - Project 4.c.ii*

| | | | |
|--------------|--|----------------|--------------|
| ● | Age-adjusted preventable hospitalizations rate per 10,000 - Aged 18+ years | | 1 |
| | <i>Enter Reviewer Comment</i> | | |
| ◐ | | Pass & Ongoing | 1 |
| | <i>Enter Reviewer Comment</i> | | |
| Total | | | 11.00 |