

*Achievement Value (AV) Scorecard
 The New York and Presbyterian Hospital*

General Instructions		
Step	Description/Link	Image
1. Enable Content	Click "Enable Content" at the top of the screen to enable macros.	
2. Review AV Scorecard Overview	The AV scorecard Overview is a summary of the report Click to Access AV Scorecard Overview	

Functionality		
Step	Description/Link	Image
1. Print	All tabs include a print button in the upper left hand corner. The AV Scorecard Overview tab also includes a "Print All" button which will print all relevany reports.	
2. Access Detailed Project Reports and return to AV Scorecard Overview	The AV Scorecard Overview tab is the landing page from which detailed project reports can be viewed. From the AV Scorecard Overview" click the relevant project button to access the project tab. From the project tab click "Save and Return" to access the AV Scorecard Overview	
3. Show or Hide reviewer comments	Each project tab includes a Show/Hide Reviewer Comments button on the left hand side of the screen. Click "Show Reviewer Comments" to show comments and "Hide Reviewer Comments" to hide comments.	



*Achievement Value (AV) Scorecard
The New York and Presbyterian Hospital*

Print Summary

Print All

PPS Information

Quarter	DY3, Q4 January 1, 2018 - March 31, 2018 (Payment Quarter)
PPS	The New York and Presbyterian Hospital
PPS Number	39

Achievement Value (AV) Scorecard Summary

Project Link (click on the purple link below to access each individual project report)	AV Data				Payment Data	
	AVs Available	AVs Awarded	AV Adjustment	Net AVs Awarded	DY3, Q4 Payment Available	DY3, Q4 Payment Earned
Domain I Organizational (All Projects)	5.00	5.00	0.00	5.00	<i>Organizational funds are embedded within each project's payment</i>	
2.a.i	29.00	24.40	0.00	24.40	\$ 1,631,603	\$ 1,033,996
2.b.i	30.00	25.67	0.00	25.67	\$ 1,144,459	\$ 739,811
2.b.iii	29.00	23.83	0.00	23.83	\$ 1,259,874	\$ 766,423
2.b.iv	29.00	24.83	0.00	24.83	\$ 1,169,014	\$ 763,106
3.a.i	16.00	10.50	0.00	10.50	\$ 680,443	\$ 432,568
3.a.ii	15.00	11.50	0.00	11.50	\$ 675,355	\$ 506,516
3.e.i	13.00	11.00	0.00	11.00	\$ 593,423	\$ 479,684
3.g.i	11.00	11.00	0.00	11.00	\$ 629,491	\$ 629,491
4.b.i	22.00	22.00	0.00	22.00	\$ 482,188	\$ 482,188



Department of Health

Medicaid Redesign Team

New York State Department of Health
Delivery System Reform Incentive Payment (DSRIP) Program

*Achievement Value (AV) Scorecard
The New York and Presbyterian Hospital*

Print Summary

Print All

4.c.i	16.00	16.00	0.00	16.00	\$ 402,680	\$ 402,680
AV Adjustments (Column F)						
Total	210.00	180.74	0.00	180.74	\$ 8,668,530	\$ 6,236,462



Save & Return

Print

Achievement Value (AV) Scorecard DY3, Q4 January 1, 2018 - March 31, 2018 (Payment The New York and Presbyterian Hospital - Domain 1 Organizational AVs

Domain I Organizational Scoresheet						
Domain I Organizational	Review Status	AVs Available	AVs Awarded	Adjustments	Net AVs	AV Percentage
Workforce Strategy	Complete	1.00	1.00	0.00	1.00	100%
Section 01 - Budget	Complete	1.00	1.00	0.00	1.00	100%
Section 02 - Governance	Complete	1.00	1.00	0.00	1.00	100%
Section 03 - Financial Sustainability	Complete	1.00	1.00	0.00	1.00	100%
Section 04 - Cultural Competency & Health Literacy	Complete	1.00	1.00	0.00	1.00	100%
Section 05 - IT Systems and Processes	Complete	N/A	N/A	N/A	N/A	N/A
Section 06 - Performance Reporting	Complete	N/A	N/A	N/A	N/A	N/A
Section 07 - Practitioner Engagement	Complete	N/A	N/A	N/A	N/A	N/A
Section 08 - Population Health Management	Complete	N/A	N/A	N/A	N/A	N/A
Section 09 - Clinical Integration	Complete	N/A	N/A	N/A	N/A	N/A
Section 10 - General Project Reporting	Complete	N/A	N/A	N/A	N/A	N/A

Workforce Strategy						
Workforce Strategy Budget Updates	●					
	●					



Save & Return

Print

Achievement Value (AV) Scorecard DY3, Q4 January 1, 2018 - March 31, 2018 (Payment The New York and Presbyterian Hospital - Domain 1 Organizational AVs

Additional Workforce Strategy Budget Updates (non AV-driving)		1. Define target workforce state (in line with DSRIP program's goals)	3/31/2016	N/A	Completed	Pass & Complete	1
		2. Create a workforce transition roadmap for achieving defined target workforce	N/A	N/A	In Process	Pass & Ongoing	
		3. Perform detailed gap analysis between current state assessment of workforce and projected future state	9/30/2016	N/A	Completed	Pass & Complete	
		4. Produce a compensation and benefit analysis, covering impacts on both retrained and redeployed staff, as well as new hires, particularly focusing on full and partial placements	6/30/2016	N/A	Completed	Pass & Complete	
		5. Develop training strategy	12/31/2016	N/A	Completed	Pass & Complete	
		Major Risks to Implementation & Risk Mitigation Strategies	N/A	N/A	In Process	Pass & Ongoing	



Save & Return

Print

Achievement Value (AV) Scorecard DY3, Q4 January 1, 2018 - March 31, 2018 (Payment The New York and Presbyterian Hospital - Domain 1 Organizational AVs)

Additional Workforce Strategy Topic Areas	●	Major Dependencies on Organizational Workstreams	N/A	N/A	In Process		N/A		
	●	Roles and Responsibilities	N/A	N/A	In Process				
	●	Key Stakeholders	N/A	N/A	In Process				
	●	IT Expectations	N/A	N/A	In Process				
	●	Progress Reporting	N/A	N/A	In Process				
	Total							1	

Section 01 - Budget							
Process Measure	AV Driving	Milestone	Required Due Date	Committed Due Date	Milestone Status	Reviewer Status	AV Awarded
	●	Module 1.1 - PPS Budget Report (Baseline)	Ongoing	N/A	Completed	Pass & Complete	
	●	Module 1.2 - PPS Budget Report (Quarterly)	Ongoing	N/A	In Process	Pass & Ongoing	



Save & Return

Print

Achievement Value (AV) Scorecard DY3, Q4 January 1, 2018 - March 31, 2018 (Payment The New York and Presbyterian Hospital - Domain 1 Organizational AVs)

Quarterly Project Reports, Project Budget and Flow of	●						1
	●	Module 1.3 - PPS Flow of Funds (Baseline)	Ongoing	N/A	Completed		
	●						
	●						
	●	Quarterly Progress Reports	N/A	N/A	In Process		
	●						

Section 02 - Governance

Governance Structure Updates	●	1. Finalize governance structure and sub-committee structure	6/30/2015	N/A	Completed	
	●	2. Establish a clinical governance structure, including clinical quality committees for each DSRIP project	12/31/2015	N/A	Completed	
	●	3. Finalize bylaws and policies or Committee Guidelines where applicable	9/30/2015	N/A	Completed	



Save & Return

Print

Achievement Value (AV) Scorecard DY3, Q4 January 1, 2018 - March 31, 2018 (Payment The New York and Presbyterian Hospital - Domain 1 Organizational AVs)

Governance Process Update	●	4. Establish governance structure reporting and monitoring processes	12/31/2015	N/A	Completed	Pass & Complete	
Additional Governance Milestones (non AV-driving)	●	5. Finalize community engagement plan, including communications with the public and non-provider organizations (e.g. schools, churches, homeless services,	3/31/2016	N/A	Completed	Pass & Complete	
		6. Finalize partnership agreements or contracts with CBOs	9/30/2016	N/A	Completed	Pass & Complete	
		7. Finalize agency coordination plan aimed at engaging appropriate public sector agencies at state and local levels (e.g. local departments of health and	3/31/2016	N/A	Completed	Pass & Complete	N/A
8. Finalize workforce communication and engagement plan	12/31/2015	N/A	Completed	Pass & Complete			
9. Inclusion of CBOs in PPS Implementation	3/31/2017	N/A	Completed	Pass & Complete			
	●	Major Risks to Implementation & Risk Mitigation Strategies	N/A	N/A	In Process	Pass & Ongoing	



Save & Return


Print

Achievement Value (AV) Scorecard DY3, Q4 January 1, 2018 - March 31, 2018 (Payment The New York and Presbyterian Hospital - Domain 1 Organizational AVs

Additional Governance Topic Areas	●	Major Dependencies on Organizational Workstreams	N/A	N/A	In Process		N/A	
	●	Roles and Responsibilities	N/A	N/A	In Process			
	●	Key Stakeholders	N/A	N/A	In Process			
	●	IT Expectations	N/A	N/A	In Process			
	●	Progress Reporting	N/A	N/A	In Process			



Section 03 - Financial Sustainability



	●	1. Finalize PPS finance structure, including reporting structure	12/31/2015	N/A	Completed		



Save & Return

Print

Achievement Value (AV) Scorecard DY3, Q4 January 1, 2018 - March 31, 2018 (Payment The New York and Presbyterian Hospital - Domain 1 Organizational AVs

Financial Stability Update	●	2. Perform network financial health current state assessment and develop financial sustainability strategy to address key issues.	3/31/2016	N/A	Completed	Pass & Complete
	●	3. Finalize Compliance Plan consistent with New York State Social Services Law 363-d	12/31/2015	N/A	Completed	Pass & Complete
	●	4. Develop a Value Based Needs Assessment "VNA"	3/31/2017	N/A	Completed	Pass & Complete
Additional Financial Stability Topic Areas	●	Major Risks to Implementation & Risk Mitigation Strategies	N/A	N/A	In Process	Pass & Ongoing
	●	Major Dependencies on Organizational Workstreams	N/A	N/A	In Process	Pass & Ongoing
	●	Roles and Responsibilities	N/A	N/A	In Process	Pass & Ongoing
	●	Key Stakeholders	N/A	N/A	In Process	Pass & Ongoing



Save & Return

Print

Achievement Value (AV) Scorecard DY3, Q4 January 1, 2018 - March 31, 2018 (Payment The New York and Presbyterian Hospital - Domain 1 Organizational AVs)

	●						
	●	IT Expectations	N/A	N/A	In Process	Pass & Ongoing	
	●	Progress Reporting	N/A	N/A	In Process	Pass & Ongoing	
Total						1	

Section 04 - Cultural Competency & Health Literacy							
Process Measure	AV Driving	Milestone	Required Due Date	Committed Due Date	Milestone Status	Reviewer Status	AV Awarded
Cultural Competency /Health Literacy	●	1. Finalize cultural competency / health literacy strategy.	12/31/2015	N/A	Completed	Pass & Complete	1
	●	2. Develop a training strategy focused on addressing the drivers of health disparities (beyond the availability of language-appropriate material).	6/30/2016	N/A	Completed	Pass & Complete	
	●	Major Risks to Implementation & Risk Mitigation Strategies	N/A	N/A	In Process	Pass & Ongoing	
	●	Major Dependencies on Organizational Workstreams	N/A	N/A	In Process	Pass & Ongoing	



Save & Return

Print

Achievement Value (AV) Scorecard DY3, Q4 January 1, 2018 - March 31, 2018 (Payment The New York and Presbyterian Hospital - Domain 1 Organizational AVs

Additional Cultural Competency /Health Literacy Topic Areas	●						
	●	Roles and Responsibilities	N/A	N/A	In Process		N/A
	●	Key Stakeholders	N/A	N/A	In Process		
	●	IT Expectations	N/A	N/A	In Process		
	●	Progress Reporting	N/A	N/A	In Process		

Section 05 - IT Systems and Processes

	●	1. Perform current state assessment of IT capabilities across network, identifying any critical gaps, including readiness for data sharing and the implementation of interoperable IT platform(s).	3/31/2016	N/A	Complete	
	●	2. Develop an IT Change Management Strategy.	N/A	N/A	In Process	



Save & Return

Print

Achievement Value (AV) Scorecard DY3, Q4 January 1, 2018 - March 31, 2018 (Payment The New York and Presbyterian Hospital - Domain 1 Organizational AVs)

IT Systems and Processes	●						
	●	3. Develop roadmap to achieving clinical data sharing and interoperable systems across PPS network	N/A	N/A	In Process	Pass & Ongoing	N/A
	●	4. Develop a specific plan for engaging attributed members in Qualifying Entities	12/31/2016	N/A	Complete	Pass & Complete	
	●	5. Develop a data security and confidentiality plan.	N/A	N/A	In Process	Pass & Ongoing	
Additional IT Systems and Processes Topic Areas	●	Major Risks to Implementation & Risk Mitigation Strategies	N/A	N/A	In Process	Pass & Ongoing	
	●	Major Dependencies on Organizational Workstreams	N/A	N/A	In Process	Pass & Ongoing	
	●	Roles and Responsibilities	N/A	N/A	In Process	Pass & Ongoing	N/A
	●	Key Stakeholders	N/A	N/A	In Process	Pass & Ongoing	



Save & Return

Print

Achievement Value (AV) Scorecard DY3, Q4 January 1, 2018 - March 31, 2018 (Payment The New York and Presbyterian Hospital - Domain 1 Organizational AVs)

	●	Progress Reporting	N/A	N/A	In Process	Pass & Ongoing	
Total							0

Section 06 - Performance Reporting							
Process Measure	AV Driving	Milestone	Required Due Date	Committed Due Date	Milestone Status	Reviewer Status	AV Awarded
Performance Reporting	●	1. Establish reporting structure for PPS-wide performance reporting and communication.	3/31/2016	N/A	Completed	Pass & Coomplete	N/A
Performance Reporting	●	2. Develop training program for organizations and individuals throughout the network, focused on clinical quality and performance reporting.	6/30/2016	N/A	Completed	Pass (with Exception) & Complete	N/A
	●	Major Risks to Implementation & Risk Mitigation Strategies	N/A	N/A	In Process	Pass & Ongoing	
	●	Major Dependencies on Organizational Workstreams	N/A	N/A	In Process	Pass & Ongoing	
	●	Roles and Responsibilities	N/A	N/A	In Process	Pass & Ongoing	



Save & Return

Print

Achievement Value (AV) Scorecard DY3, Q4 January 1, 2018 - March 31, 2018 (Payment The New York and Presbyterian Hospital - Domain 1 Organizational AVs)

Additional Performance Reporting Topic Areas	●						N/A
	●	Key Stakeholders	N/A	N/A	In Process	Pass & Ongoing	
	●	IT Expectations	N/A	N/A	In Process	Pass & Ongoing	
	●	Progress Reporting	N/A	N/A	In Process	Pass & Ongoing	
	Total						

Section 07 - Practitioner Engagement							
Process Measure	AV Driving	Milestone	Required Due Date	Committed Due Date	Milestone Status	Reviewer Status	AV Awarded
Practitioner Engagement	●	1. Develop Practitioners communication and engagement plan.	N/A	N/A	In Process	Pass & Ongoing	N/A
	●	2. Develop training / education plan targeting practioners and other professional groups, designed to educate them about the DSRIP program and your PPS-specific quality improvement agenda.	N/A	N/A	In Process	Pass & Ongoing	
	●	Major Risks to Implementation & Risk Mitigation Strategies	N/A	N/A	In Process	Pass & Ongoing	



Save & Return

Print

Achievement Value (AV) Scorecard DY3, Q4 January 1, 2018 - March 31, 2018 (Payment The New York and Presbyterian Hospital - Domain 1 Organizational AVs)

Additional Practitioner Engagement Topic Areas	●						N/A
	●	Major Dependencies on Organizational Workstreams	N/A	N/A	In Process		
	●	Roles and Responsibilities	N/A	N/A	In Process		
	●	Key Stakeholders	N/A	N/A	In Process		
●	IT Expectations	N/A	N/A	In Process			
●	Progress Reporting	N/A	N/A	In Process			



Section 08 - Population Health Management

Population	●	1. Develop population health management roadmap.	N/A	N/A	In Process		N/A



Save & Return

Print

Achievement Value (AV) Scorecard DY3, Q4 January 1, 2018 - March 31, 2018 (Payment The New York and Presbyterian Hospital - Domain 1 Organizational AVs

Health	●	2. Finalize PPS-wide bed reduction plan.	N/A	N/A	In Process		N/A
Additional Population Health Topic Areas	●	Major Risks to Implementation & Risk Mitigation Strategies	N/A	N/A	In Process		N/A
	●	Major Dependencies on Organizational Workstreams	N/A	N/A	In Process		
	●	Roles and Responsibilities	N/A	N/A	In Process		
	●	Key Stakeholders	N/A	N/A	In Process		
●	IT Expectations	N/A	N/A	In Process			
●	Progress Reporting	N/A	N/A	In Process			



Save & Return

Print

Achievement Value (AV) Scorecard DY3, Q4 January 1, 2018 - March 31, 2018 (Payment The New York and Presbyterian Hospital - Domain 1 Organizational AVs

Process Measure	AV Driving	Milestone	Required Due Date	Committed Due Date	Milestone Status	Reviewer Status	AV Awarded
Clinical Integration	●	1. Perform a clinical integration 'needs assessment'.	3/31/2017	N/A	Completed	Pass & Complete	N/A
	●	2. Develop a Clinical Integration strategy.	3/31/2017	N/A	In Process	Pass & Complete	N/A
Additional Clinical Integration Topic Areas	●	Major Risks to Implementation & Risk Mitigation Strategies	N/A	N/A	In Process	Pass & Ongoing	N/A
	●	Major Dependencies on Organizational Workstreams	N/A	N/A	In Process	Pass & Ongoing	
	●	Roles and Responsibilities	N/A	N/A	In Process	Pass & Ongoing	
	●	Key Stakeholders	N/A	N/A	In Process	Pass & Ongoing	
	●	IT Expectations	N/A	N/A	In Process	Pass & Ongoing	
	●	Progress Reporting	N/A	N/A	In Process	Pass & Ongoing	



Save & Return

Print

*Achievement Value (AV) Scorecard DY3, Q4 January 1, 2018 - March 31, 2018 (Payment
The New York and Presbyterian Hospital - Domain 1 Organizational AVs*

		Total	0



Save & Return

Print

Achievement Value (AV) Scorecard DY3, Q4 January 1, 2018 - March 31, 2018 (Payment Quarter)
The New York and Presbyterian Hospital AV Adjustments

AV Adjustment Scoresheet								
Adjustment	AVs Per Project	Total Projects Selected	Total AVs Available	Total AVs Awarded		Adjusted AVs	Net AVs Awarded	
				Net Awarded	Percentage AV		Net Awarded	Percentage AV
Organizational Adjustments (applied to all projects)	5.00	10.00	50.00	50.00	100%	0.00	50.00	100%
Project Adjustments (applied to one project only)	Various	10.00	160.00	130.74	82%	0.00	130.74	82%
Total			210.00	180.74	86%	0.00	180.74	86%

Hide Reviewer Comments

Organizational

Project Adjustments

No AV Adjustments

Please note that there are no AV adjustments for The New York and Presbyterian Hospital in DY2, Q1





Save & Return

Print

Achievement Value (AV) Scorecard DY3, Q4 January 1, 2018 - March 31, 2018 (Payment Quarter)
The New York and Presbyterian Hospital - Project 2.a.i

Project Snapshot	
Project Domain	System Transformation Projects (Domain 2)
Project ID	2.a.i
Project Title	Create an Integrated Delivery System focused on Evidence Based Medicine and Population Health Management

Payment Snapshot	
DY3, Q4 Payment Available	\$ 1,631,603
DY3, Q4 Payment Earned	\$ 1,033,996

2.a.i Scoresheet									
Domain	Component	Review Status	AVs Available	Net AVs Awarded	Percentage AV	Domain Funding % (DY3)	Domain Funding % (DY3, Q4)	Payment Available (\$)	Net Payment Earned (\$)
Domain 1	Domain 1 Organizational	Complete	5.00	5.00	100%	40%	27%	435,094	404,016
	Project Implementation Speed	Complete	1.00	0.57	57%				
	Patient Engagement Speed	N/A	0.00	0.00	0%				
Domain 1 Subtotal			6.00	5.57	93%	40%	27%	435,094	404,016
Domain 2	Domain 2 Pay for Reporting (P4R)	Complete	15.00	15.00	100%	50%	67%	1,087,736	521,207
	Domain 2 Pay for Performance (P4P)	Complete	8.00	3.83	48%				
Domain 2 Subtotal			23.00	18.83	82%	60%	73%	1,196,509	629,980
Total		Complete	29.00	24.40	84%	100%	100%	1,631,603	1,033,996

Total Project 2.a.i AVs Awarded: 24.4 out of 29

Hide Reviewer Comments

Domain 1 Project Milestones Project 2.a.i						
AV Driving	Project Requirement and Metric/Deliverable	Required Due Date	Committed Due Date	Milestone Status	Reviewer Status	AVs Awarded
●	Module 1 - Major risks to implementation and mitigation strategies	Ongoing	N/A		Pass & Ongoing	N/A
	<i>Enter Reviewer Comment</i>					



Save & Return

Print

**Achievement Value (AV) Scorecard DY3, Q4 January 1, 2018 - March 31, 2018 (Payment Quarter)
The New York and Presbyterian Hospital - Project 2.a.i**

●	Module 2 - Project Implementation Speed	Ongoing	N/A	In Process	Pass & Ongoing	0.57
	<i>Enter Reviewer Comment</i>					
Total						0.57

Domain 1 Project Prescribed Milestones Project 2.a.i						
AV Driving	Project Requirement and Metric/Deliverable	Required Due Date	Committed Due Date	Milestone Status	Reviewer Status	AVs Awarded
●	1. All PPS providers must be included in the Integrated Delivery System. The IDS should include all medical, behavioral, post-acute, long-term care, and community-based service providers within the PPS network; additionally, the IDS structure must include payers and social service organizations, as necessary to support its strategy.	3/31/2018	3/31/2018	Completed	Fail	0.00
<i>Enter Reviewer Comment</i>						
●	2. Utilize partnering HH and ACO population health management systems and capabilities to implement the PPS' strategy towards evolving into an IDS.	3/31/2017	3/31/2017	Completed	Pass & Complete	N/A
<i>Enter Reviewer Comment</i>						
●	3. Ensure patients receive appropriate health care and community support, including medical and behavioral health, post-acute care, long term care and public health services.	3/31/2017	3/31/2017	Completed	Pass & Complete	N/A
<i>Enter Reviewer Comment</i>						
●	4. Ensure that all PPS safety net providers are actively sharing EHR systems with local health information exchange/RHIO/SHIN-NY and sharing health information among clinical partners, including directed exchange (secure messaging), alerts and patient record look up, by the end of Demonstration Year (DY) 3.	3/31/2018	3/31/2018	Completed	Pass & Complete	



Save & Return

Print

**Achievement Value (AV) Scorecard DY3, Q4 January 1, 2018 - March 31, 2018 (Payment Quarter)
The New York and Presbyterian Hospital - Project 2.a.i**

<i>Enter Reviewer Comment</i>						
●	5. Ensure that EHR systems used by participating safety net providers meet Meaningful Use and PCMH Level 3 standards and/or APCM by the end of Demonstration Year 3.	3/31/2018	3/31/2018	Completed	Fail	0.00
<i>Enter Reviewer Comment</i>						
●	6. Perform population health management by actively using EHRs and other IT platforms, including use of targeted patient registries, for all participating safety net providers.	3/31/2018	3/31/2018	Completed	Pass & Complete	0.14
<i>Enter Reviewer Comment</i>						
●	7. Achieve 2014 Level 3 PCMH primary care certification and/or meet state-determined criteria for Advanced Primary Care Models for all participating PCPs, expand access to primary care providers, and meet EHR Meaningful Use standards by the end of DY 3.	3/31/2018	3/31/2018	Completed	Fail	0.00
<i>Enter Reviewer Comment</i>						
●	8. Contract with Medicaid Managed Care Organizations and other payers, as appropriate, as an integrated system and establish value-based payment arrangements.			In Process	Pass & Ongoing	N/A
<i>Enter Reviewer Comment</i>						
●	9. Establish monthly meetings with Medicaid MCOs to discuss utilization trends, performance issues, and payment reform.	3/31/2017	3/31/2017	Completed	Pass & Complete	N/A
<i>Enter Reviewer Comment</i>						
					Pass & Complete	0.14
●	<i>Enter Reviewer Comment</i>					



Save & Return

Print

*Achievement Value (AV) Scorecard DY3, Q4 January 1, 2018 - March 31, 2018 (Payment Quarter)
The New York and Presbyterian Hospital - Project 2.a.i*

●	11. Engage patients in the integrated delivery system through outreach and navigation activities, leveraging community health workers, peers, and culturally competent community-based organizations, as	3/31/2018	3/31/2018	Completed		0.14

Domain 2 Pay for Reporting - Project 2.a.i

●	Adult Access to Preventive or Ambulatory Care - 20 to 44 years				0.333333
◐				0.333333	
◐				0.333333	
◐				1	
◐				0.25	
◐					
◐					
◐					
◐					
◐					



Save & Return

Print

Achievement Value (AV) Scorecard DY3, Q4 January 1, 2018 - March 31, 2018 (Payment Quarter) The New York and Presbyterian Hospital - Project 2.a.i

	<i>Enter Reviewer Comment</i>		
		Pass & Ongoing	0.25
	<i>Enter Reviewer Comment</i>		
		Pass & Ongoing	0.25
	<i>Enter Reviewer Comment</i>		
		Pass & Ongoing	1
	<i>Enter Reviewer Comment</i>		
		Pass & Ongoing	1
	<i>Enter Reviewer Comment</i>		
		Pass & Ongoing	1
	<i>Enter Reviewer Comment</i>		
		Pass & Ongoing	1
	PDI 90- Composite of all measures +/-	Pass & Ongoing	1
	<i>Enter Reviewer Comment</i>		
	Percent of eligible providers with participating agreements with RHIOs, meeting Meaningful Use criteria and able to participate in bidirectional exchange	Pass & Ongoing	



Save & Return

Print

Achievement Value (AV) Scorecard DY3, Q4 January 1, 2018 - March 31, 2018 (Payment Quarter)
The New York and Presbyterian Hospital - Project 2.a.i

	Enter Reviewer Comment		
		Pass & Ongoing	1
	Enter Reviewer Comment		
		Pass & Ongoing	1
	Enter Reviewer Comment		
		Pass & Ongoing	1
	Enter Reviewer Comment		
		Pass & Ongoing	1
	Enter Reviewer Comment		
		Pass & Ongoing	1
	Enter Reviewer Comment		
		Pass & Ongoing	0.5
	Enter Reviewer Comment		
		Pass & Ongoing	0.5
Total			15.00



Save & Return

Print

*Achievement Value (AV) Scorecard DY3, Q4 January 1, 2018 - March 31, 2018 (Payment Quarter)
The New York and Presbyterian Hospital - Project 2.a.i*

Domain 2 Pay for Performance - Project 2.a.i		
	Adult Access to Preventive or Ambulatory Care - 20 to 44 years	0
		0
		0.3333333
		0
		0.25
		0.25
		0
		0
		1
		0
		0
		1
		0.5
		0.5



Save & Return

Print

Achievement Value (AV) Scorecard DY3, Q4 January 1, 2018 - March 31, 2018 (Payment Quarter)
The New York and Presbyterian Hospital - Project 2.b.i

Project Snapshot	
Project Domain	System Transformation Projects (Domain 2)
Project ID	2.b.i
Project Title	Ambulatory ICUs

Payment Snapshot	
DY3, Q4 Payment Available	\$ 1,144,459
DY3, Q4 Payment Earned	\$ 739,811

2.b.i Scoresheet									
Domain	Component	Review Status	AVs Available	Net AVs Awarded	Percentage AV	Domain Funding % (DY3)	Domain Funding % (DY3, Q4)	Payment Available (\$)	Net Payment Earned (\$)
Domain 1	Domain 1 Organizational	Complete	5.00	5.00	100%	40%	27%	305,189	297,923
	Project Implementation Speed	Complete	1.00	0.83	83%				
	Patient Engagement Speed	Complete	1.00	1.00	100%				
Domain 1 Subtotal			7.00	6.83	98%	40%	27%	305,189	297,923
Domain 2	Domain 2 Pay for Reporting (P4R)	Complete	15.00	15.00	100%	10%	7%	76,297	76,297
	Domain 2 Pay for Performance (P4P)	Complete	8.00	3.83	48%	50%	67%	762,972	365,591
Domain 2 Subtotal			23.00	18.83	82%	60%	73%	839,270	441,888
Total			30.00	25.67	86%	100%	100%	1,144,459	739,811

Total Project 2.b.i AVs Awarded: 25.67 out of 30

Hide Reviewer Comments

Domain 1 Project Milestones Project 2.b.i						
AV Driving	Project Requirement and Metric/Deliverable	Required Due Date	Committed Due Date	Milestone Status	Reviewer Status	AVs Awarded
●	Module 1 - Major risks to implementation and mitigation strategies	Ongoing	N/A	In Process	Pass & Ongoing	N/A
Enter Reviewer Comment						



Save & Return

Print

**Achievement Value (AV) Scorecard DY3, Q4 January 1, 2018 - March 31, 2018 (Payment Quarter)
The New York and Presbyterian Hospital - Project 2.b.i**

●	Module 2 - Project Implementation Speed	Ongoing	N/A	In Process	Pass & Ongoing	0.83	
	<i>Enter Reviewer Comment</i>					Pass & Ongoing	1
●	<i>Enter Reviewer Comment</i>						
Total						1.83	

Domain 1 Project Prescribed Milestones - Project 2.b.i						
AV Driving	Project Requirement and Metric/Deliverable	Required Due Date	Committed Due Date	Milestone Status	Reviewer Status	AVs Awarded
●	1. Ensure Ambulatory ICU is staffed by or has access to a network of providers including medical, behavioral health, nutritional, rehabilitation and other necessary provider specialties that is sufficient to meet the needs of the target population.	3/31/2018	3/31/2018	Completed	Pass & Complete	0.17
<i>Enter Reviewer Comment</i>						
●	2. Ensure Ambulatory ICU is integrated with all relevant Health Homes in the community.	3/31/2018	3/31/2018	Completed	Pass & Complete	0.17
<i>Enter Reviewer Comment</i>						
●	3. Use EHRs and other technical platforms to track all patients engaged in the project, including collecting community data and Health Home referrals.	3/31/2017	3/31/2017	Completed	Pass & Complete	N/A
<i>Enter Reviewer Comment</i>						
					Pass & Complete	N/A



Save & Return

Print

**Achievement Value (AV) Scorecard DY3, Q4 January 1, 2018 - March 31, 2018 (Payment Quarter)
The New York and Presbyterian Hospital - Project 2.b.i**

	<i>Enter Reviewer Comment</i>					
●	5. Ensure that all safety net project participants are actively sharing EHR systems with local health information exchange/RHIO/SHIN-NY and sharing health information among clinical partners, including Direct exchange (secure messaging), alerts and patient record look up.	3/31/2018	3/31/2018	Completed	Pass & Complete	0.17
	<i>Enter Reviewer Comment</i>					
●	6. Ensure that EHR systems used by participating providers meet Meaningful Use and PCMH Level 3 standards and/or APCM.	3/31/2018	3/31/2018	Completed	Fail	0.00
	<i>Enter Reviewer Comment</i>					
●	7. Implementation of a secure patient portal that supports patient communication and engagement as well as provides assistance for self-management.	3/31/2018	3/31/2018	Completed	Pass & Complete	0.17
	<i>Enter Reviewer Comment</i>					
●	8. Establish a multi-disciplinary, team-based care review and planning process to ensure that all Ambulatory ICU patients benefit from the input of multiple providers.	3/31/2017	3/31/2017	Completed	Pass & Complete	N/A
	<i>Enter Reviewer Comment</i>					
●	9. Deploy a provider notification/secure messaging system to alert care managers and Health Homes of important developments in patient care and utilization.	3/31/2018	3/31/2018	Completed	Pass & Complete	0.17
	<i>Enter Reviewer Comment</i>					
					Pass & Ongoing	N/A
	<i>Enter Reviewer Comment</i>					
Total						0.83



Save & Return

Print

*Achievement Value (AV) Scorecard DY3, Q4 January 1, 2018 - March 31, 2018 (Payment Quarter)
The New York and Presbyterian Hospital - Project 2.b.i*

Domain 2 Pay for Reporting Project 2.b.i		
	Adult Access to Preventive or Ambulatory Care - 20 to 44 years	0.3333333
		0.3333333
		0.3333333
		1
		0.25
		0.25
		0.25



Save & Return

Print

Achievement Value (AV) Scorecard DY3, Q4 January 1, 2018 - March 31, 2018 (Payment Quarter)
The New York and Presbyterian Hospital - Project 2.b.i

	Children's Access to Primary Care- 12 to 19 years	Pass & Ongoing	0.25
<i>Enter Reviewer Comment</i>			
		Pass & Ongoing	1
<i>Enter Reviewer Comment</i>			
		Pass & Ongoing	1
<i>Enter Reviewer Comment</i>			
		Pass & Ongoing	1
<i>Enter Reviewer Comment</i>			
	PDI 90- Composite of all measures +/-	Pass & Ongoing	1
<i>Enter Reviewer Comment</i>			
	Percent of eligible providers with participating agreements with RHIOs, meeting Meaningful Use criteria and able to participate in bidirectional exchange	Pass & Ongoing	1
<i>Enter Reviewer Comment</i>			
		Pass & Ongoing	1
<i>Enter Reviewer Comment</i>			



Save & Return

Print

*Achievement Value (AV) Scorecard DY3, Q4 January 1, 2018 - March 31, 2018 (Payment Quarter)
The New York and Presbyterian Hospital - Project 2.b.i*

	Percent of total Medicaid provider reimbursement received through sub-capitation or other forms of non-FFS reimbursement		1
			1
			1
			1
			0.5
			0.5

Domain 2 Pay for Performance Project 2.b.i

	Adult Access to Preventive or Ambulatory Care - 20 to 44 years		
--	--	--	--



Save & Return

Print

Achievement Value (AV) Scorecard DY3, Q4 January 1, 2018 - March 31, 2018 (Payment Quarter)
The New York and Presbyterian Hospital - Project 2.b.i

	Enter Reviewer Comment		
	Enter Reviewer Comment	Fail	0
	Enter Reviewer Comment	Pass & Ongoing	0.3333333
	Enter Reviewer Comment	Fail	0
	Enter Reviewer Comment	Pass & Ongoing	0.25
	Enter Reviewer Comment	Pass & Ongoing	0.25
	Enter Reviewer Comment	Fail	0
	Enter Reviewer Comment	Fail	0
	Enter Reviewer Comment	Fail	0
	Enter Reviewer Comment	Pass & Ongoing	1
	Enter Reviewer Comment	Fail	0
	Enter Reviewer Comment	Fail	0
	Enter Reviewer Comment	Pass & Ongoing	1
	Enter Reviewer Comment	Pass & Ongoing	0.5
	Enter Reviewer Comment	Pass & Ongoing	0.5
Total			3.83



Save & Return

Print

Achievement Value (AV) Scorecard DY3, Q4 January 1, 2018 - March 31, 2018 (Payment Quarter)
The New York and Presbyterian Hospital - Project 2.b.iii

Project Snapshot	
Project Domain	System Transformation Projects
Project ID	2.b.iii
Project Title	ED care triage for at-risk populations

Payment Snapshot	
DY3, Q4 Payment Available	\$ 1,259,874
DY3, Q4 Payment Earned	\$ 766,423

2.b.iii Scoresheet									
Domain	Component	Review Status	AVs Available	Net AVs Awarded	Percentage AV	Domain Funding % (DY3)	Domain Funding % (DY3, Q4)	Payment Available (\$)	Net Payment Earned (\$)
Domain 1	Domain 1 Organizational	Complete	5.00	5.00	100%	40%	27%	335,966	279,972
	Project Implementation Speed	N/A	0.00	0.00	0%				
	Patient Engagement Speed	Complete	1.00	0.00	0%				
Domain 1 Subtotal			6.00	5.00	83%	40%	27%	335,966	279,972
Domain 2	Domain 2 Pay for Reporting (P4R)	Complete	15.00	15.00	100%	10%	7%	83,992	83,992
	Domain 2 Pay for Performance (P4P)	Complete	8.00	3.83	48%	50%	67%	839,916	402,460
Domain 2 Subtotal			23.00	18.83	82%	60%	73%	923,908	486,451
Total			29.00	23.83	82%	100%	100%	1,259,874	766,423

Total Project 2.b.iii AVs Awarded: 23.83 out of 29

Hide Reviewer Comments

Domain 1 Project Milestones Project 2.b.iii						
AV Driving	Project Requirement and Metric/Deliverable	Required Due Date	Committed Due Date	Milestone Status	Reviewer Status	AVs Awarded
●	Module 1 - Major risks to implementation and mitigation strategies	Ongoing	N/A	In Process	Pass & Ongoing	N/A
Enter Reviewer Comment						



Save & Return

Print

Achievement Value (AV) Scorecard DY3, Q4 January 1, 2018 - March 31, 2018 (Payment Quarter)
The New York and Presbyterian Hospital - Project 2.b.iii

●	Module 2 - Project Implementation Speed	3/31/2017	3/31/2017	Completed	Pass & Complete	0.00
	<i>Enter Reviewer Comment</i>					
●					Fail	0
	<i>Enter Reviewer Comment</i>					
Total						0.00

Domain 1 Project Prescribed Milestones - Project 2.b.iii						
AV Driving	Project Requirement and Metric/Deliverable	Required Due Date	Committed Due Date	Milestone Status	Reviewer Status	AVs Awarded
●	1. Establish ED care triage program for at-risk populations	3/31/2017	3/31/2017	Completed	Pass & Complete	N/A
<i>Enter Reviewer Comment</i>						
●	2. Participating EDs will establish partnerships to community primary care providers with an emphasis on those that are PCMHs and have open access scheduling. a. Achieve NCQA 2014 Level 3 Medical Home standards or NYS Advanced Primary Care Model standards by the end of DSRIP Year 3. b. Develop process and procedures to establish connectivity between the emergency department and community primary care providers.	3/31/2017	3/31/2017	Completed	Pass & Complete	N/A
<i>Enter Reviewer Comment</i>						



Save & Return

Print

Achievement Value (AV) Scorecard DY3, Q4 January 1, 2018 - March 31, 2018 (Payment Quarter)
The New York and Presbyterian Hospital - Project 2.b.iii

●	3. For patients presenting with minor illnesses who do not have a primary care provider: a. Patient navigators will assist the presenting patient to receive an immediate appointment with a primary care provider, after required medical screening examination, to validate a non-emergency need. b. Patient navigator will assist the patient with identifying and accessing needed community support resources. c. Patient navigator will assist the member in receiving a timely appointment with that provider's office (for patients with a primary care	3/31/2017	3/31/2017	Completed	Pass & Complete	N/A
	Enter Reviewer Comment					
●	4. Established protocols allowing ED and first responders - under supervision of the ED practitioners - to transport patients with non-acute disorders to alternate care sites including the PCMH to receive more appropriate level of care. (This requirement is optional.)	3/31/2017	3/31/2017	Completed		N/A
	Enter Reviewer Comment					
●						N/A

Domain 2 Pay for Reporting Project 2.b.iii

AV Driving	Measure	Reviewer Status	AVs Awarded
●	Adult Access to Preventive or Ambulatory Care - 20 to 44 years		0.3333333
Enter Reviewer Comment			



Save & Return

Print

Achievement Value (AV) Scorecard DY3, Q4 January 1, 2018 - March 31, 2018 (Payment Quarter)
The New York and Presbyterian Hospital - Project 2.b.iii

	Enter Reviewer Comment		
		Pass & Ongoing	0.3333333
	Enter Reviewer Comment		
		Pass & Ongoing	1
	Enter Reviewer Comment		
		Pass & Ongoing	0.25
	Enter Reviewer Comment		
		Pass & Ongoing	0.25
	Enter Reviewer Comment		
		Pass & Ongoing	0.25
	Enter Reviewer Comment		
		Pass & Ongoing	1
	Enter Reviewer Comment		
		Pass & Ongoing	



Save & Return

Print

Achievement Value (AV) Scorecard DY3, Q4 January 1, 2018 - March 31, 2018 (Payment Quarter)
The New York and Presbyterian Hospital - Project 2.b.iii

	<i>Enter Reviewer Comment</i>		
		Pass & Ongoing	1
	<i>Enter Reviewer Comment</i>		
		Pass & Ongoing	1
	<i>Enter Reviewer Comment</i>		
	PDI 90- Composite of all measures +/-	Pass & Ongoing	1
	<i>Enter Reviewer Comment</i>		
	Percent of eligible providers with participating agreements with RHIOs, meeting Meaningful Use criteria and able to participate in bidirectional exchange	Pass & Ongoing	1
	<i>Enter Reviewer Comment</i>		
		Pass & Ongoing	1
	<i>Enter Reviewer Comment</i>		
		Pass & Ongoing	1
	<i>Enter Reviewer Comment</i>		
		Pass & Ongoing	1
	<i>Enter Reviewer Comment</i>		
		Pass & Ongoing	



Save & Return

Print

*Achievement Value (AV) Scorecard DY3, Q4 January 1, 2018 - March 31, 2018 (Payment Quarter)
The New York and Presbyterian Hospital - Project 2.b.iii*

			1
			0.5
			0.5

Domain 2 Pay for Performance Project 2.b.iii

	Adult Access to Preventive or Ambulatory Care - 20 to 44 years		0
			0
			0.3333333
			0
			0.25



Save & Return

Print

Achievement Value (AV) Scorecard DY3, Q4 January 1, 2018 - March 31, 2018 (Payment Quarter)
The New York and Presbyterian Hospital - Project 2.b.iii

	Enter Reviewer Comment		
	Enter Reviewer Comment	Fail	0
	Enter Reviewer Comment	Fail	0
	Enter Reviewer Comment	Pass & Ongoing	1
	Enter Reviewer Comment	Fail	0
	Enter Reviewer Comment	Fail	0
	Enter Reviewer Comment	Pass & Ongoing	1
	Enter Reviewer Comment	Pass & Ongoing	0.5
	Enter Reviewer Comment	Pass & Ongoing	0.5
Total			3.83



Save & Return

Print

Achievement Value (AV) Scorecard DY3, Q4 January 1, 2018 - March 31, 2018 (Payment Quarter)
The New York and Presbyterian Hospital - Project 2.b.iv

Project Snapshot	
Project Domain	System Transformation Projects (Domain 2)
Project ID	2.b.iv
Project Title	Care transitions intervention patients with a care transition plan developed prior to discharge.

Payment Snapshot	
DY3, Q4 Payment Available	\$ 1,169,014
DY3, Q4 Payment Earned	\$ 763,106

2.b.iv Scoresheet									
Domain	Component	Review Status	AVs Available	Net AVs Awarded	Percentage AV	Domain Funding % (DY3)	Domain Funding % (DY3, Q4)	Payment Available (\$)	Net Payment Earned (\$)
Domain 1	Domain 1 Organizational	Complete	5.00	5.00	100%	40%	27%	311,737	311,737
	Project Implementation Speed	N/A	0.00	0.00	0%				
	Patient Engagement Speed	Complete	1.00	1.00	100%				
Domain 1 Subtotal			6.00	6.00	100%	40%	27%	311,737	311,737
Domain 2	Domain 2 Pay for Reporting (P4R)	Complete	15.00	15.00	100%	10%	7%	77,934	77,934
	Domain 2 Pay for Performance (P4P)	Complete	8.00	3.83	48%	50%	67%	779,343	373,435
Total Project 2.b.iv AVs Awarded: 24.83 out of 29									

Hide Reviewer Comments

Domain 1 Project Milestones Project 2.b.iv						
AV Driving	Project Requirement and Metric/Deliverable	Required Due Date	Committed Due Date	Milestone Status	Reviewer Status	AVs Awarded
●	Module 1 - Major risks to implementation and mitigation strategies	Ongoing	N/A	In Process	Pass & Ongoing	N/A
	<i>Enter Reviewer Comment</i>					



Save & Return

Print

**Achievement Value (AV) Scorecard DY3, Q4 January 1, 2018 - March 31, 2018 (Payment Quarter)
The New York and Presbyterian Hospital - Project 2.b.iv**

●	Module 2 - Project Implementation Speed	3/31/2017	3/31/2017	Completed	Pass & Complete	0.00
	<i>Enter Reviewer Comment</i>					
●					Pass & Ongoing	1
	<i>Enter Reviewer Comment</i>					
Total						1.00

Domain 1 Project Prescribed Milestones - Project 2.b.iv

AV Driving	Project Requirement and Metric/Deliverable	Required Due Date	Committed Due Date	Milestone Status	Reviewer Status	AVs Awarded
●	1. Develop standardized protocols for a Care Transitions Intervention Model with all participating hospitals, partnering with a home care service or other appropriate community agency.	3/31/2017	3/31/2017	Completed	Pass & Complete	N/A
<i>Enter Reviewer Comment</i>						
●	2. Engage with the Medicaid Managed Care Organizations and Health Homes to develop transition of care protocols that will ensure appropriate post-discharge protocols are followed.	3/31/2017	3/31/2017	Completed	Fail	N/A
<i>Enter Reviewer Comment</i>						
●	3. Ensure required social services participate in the project.	3/31/2017	3/31/2017	Completed	Pass & Complete	N/A
<i>Enter Reviewer Comment</i>						
●	4. Transition of care protocols will include early notification of planned discharges and the ability of the transition care manager to visit the patient in the hospital to develop the transition of care services.	3/31/2017	3/31/2017	Completed	Pass & Complete	



Save & Return

Print

Achievement Value (AV) Scorecard DY3, Q4 January 1, 2018 - March 31, 2018 (Payment Quarter)
The New York and Presbyterian Hospital - Project 2.b.iv

Enter Reviewer Comment						
●	5. Protocols will include care record transitions with timely updates provided to the members' providers, particularly primary care provider.	3/31/2017	3/31/2017	Completed		N/A
◐						N/A
◐						N/A

Domain 2 Pay for Reporting Project 2.b.iv

●	Adult Access to Preventive or Ambulatory Care - 20 to 44 years					0.3333333
◐						0.3333333
◐						0.3333333



Save & Return

Print

Achievement Value (AV) Scorecard DY3, Q4 January 1, 2018 - March 31, 2018 (Payment Quarter)
The New York and Presbyterian Hospital - Project 2.b.iv

	CAHPS Measures - Care Coordination with provider up-to-date about care received from other providers	Pass & Ongoing	1
	<i>Enter Reviewer Comment</i>		
		Pass & Ongoing	0.25
	<i>Enter Reviewer Comment</i>		
		Pass & Ongoing	0.25
	<i>Enter Reviewer Comment</i>		
		Pass & Ongoing	0.25
	<i>Enter Reviewer Comment</i>		
		Pass & Ongoing	0.25
	<i>Enter Reviewer Comment</i>		
		Pass & Ongoing	1
	<i>Enter Reviewer Comment</i>		
		Pass & Ongoing	1
	<i>Enter Reviewer Comment</i>		
		Pass & Ongoing	1
	<i>Enter Reviewer Comment</i>		



Save & Return

Print

Achievement Value (AV) Scorecard DY3, Q4 January 1, 2018 - March 31, 2018 (Payment Quarter) The New York and Presbyterian Hospital - Project 2.b.iv

	Medicaid spending on Primary Care and community based behavioral health care	Pass & Ongoing	1
<i>Enter Reviewer Comment</i>			
	PDI 90- Composite of all measures +/-	Pass & Ongoing	1
<i>Enter Reviewer Comment</i>			
	Percent of eligible providers with participating agreements with RHIOs, meeting Meaningful Use criteria and able to participate in bidirectional exchange	Pass & Ongoing	1
<i>Enter Reviewer Comment</i>			
		Pass & Ongoing	1
<i>Enter Reviewer Comment</i>			
		Pass & Ongoing	1
<i>Enter Reviewer Comment</i>			
		Pass & Ongoing	1
<i>Enter Reviewer Comment</i>			
		Pass & Ongoing	1
<i>Enter Reviewer Comment</i>			



Save & Return

Print

Achievement Value (AV) Scorecard DY3, Q4 January 1, 2018 - March 31, 2018 (Payment Quarter) The New York and Presbyterian Hospital - Project 2.b.iv

	Primary Care - Length of Relationship - Q3	Pass & Ongoing	0.5
<i>Enter Reviewer Comment</i>			
		Pass & Ongoing	0.5
<i>Enter Reviewer Comment</i>			
Total			15.00

Domain 2 Pay for Performance Project 2.b.iv			
AV Driving	Measure	Reviewer Status	AVS Awarded
	<i>Enter Reviewer Comment</i>	Fail	
	<i>Enter Reviewer Comment</i>	Fail	
	<i>Enter Reviewer Comment</i>	Pass & Ongoing	
	<i>Enter Reviewer Comment</i>	Fail	
	<i>Enter Reviewer Comment</i>	Pass & Ongoing	
	<i>Enter Reviewer Comment</i>	Pass & Ongoing	
	<i>Enter Reviewer Comment</i>	Fail	
	<i>Enter Reviewer Comment</i>	Fail	
	<i>Enter Reviewer Comment</i>	Pass & Ongoing	



Save & Return

Print

Achievement Value (AV) Scorecard DY3, Q4 January 1, 2018 - March 31, 2018 (Payment Quarter)
The New York and Presbyterian Hospital - Project 2.b.iv

	Enter Reviewer Comment		
	Enter Reviewer Comment	Fail	0
	Enter Reviewer Comment	Fail	0
	Enter Reviewer Comment	Pass & Ongoing	1
	Enter Reviewer Comment	Pass & Ongoing	0.5
	Enter Reviewer Comment	Pass & Ongoing	0.5
	Enter Reviewer Comment		
Total			3.83



Save & Return

Print

Achievement Value (AV) Scorecard DY3, Q4 January 1, 2018 - March 31, 2018 (Payment Quarter)
The New York and Presbyterian Hospital - Project 3.a.i

Project Snapshot	
Project Domain	Clinical Improvement Projects (Domain 3)
Project ID	3.a.i
Project Title	Integration of primary care and behavioral health services

Payment Snapshot	
DY3, Q4 Payment Available	\$ 680,443
DY3, Q4 Payment Earned	\$ 432,568

3.a.i Scoresheet									
Domain	Component	Review Status	AVs Available	Net AVs Awarded	Percentage AV	Domain Funding % (DY3)	Domain Funding % (DY3, Q4)	Payment Available (\$)	Net Payment Earned (\$)
Domain 1	Domain 1 Organizational	Complete	5.00	5.00	100%	40%	40%	272,177	194,412
	Project Implementation Speed	Complete	1.00	0.00	0%				
	Patient Engagement Speed	Complete	1.00	0.00	0%				
Domain 1 Subtotal			7.00	5.00	71%	40%	40%	272,177	194,412
Domain 3	Domain 3 Pay for Reporting (P4R)	Complete	2.00	2.00	100%	10%	10%	68,044	68,044
	Domain 3 Pay for Performance		7.00	3.50	50%	50%	50%	340,222	170,111
Domain 3 Subtotal			9.00	5.50	61%	60%	60%	408,266	238,155
Total			16.00	10.50	66%	100%	100%	680,443	432,568

Total Project 3.a.i AVs Awarded: 10.5 out of 16

Hide Reviewer Comments

Domain 1 Project Milestones Project 3.a.i						
AV Driving	Project Requirement and Metric/Deliverable	Required Due Date	Committed Due Date	Milestone Status	Reviewer Status	AVs Awarded
●	Module 1 - Major risks to implementation and mitigation strategies	Ongoing	N/A	In Process	Pass & Ongoing	N/A
Enter Reviewer Comment						



Save & Return

Print

Achievement Value (AV) Scorecard DY3, Q4 January 1, 2018 - March 31, 2018 (Payment Quarter)
The New York and Presbyterian Hospital - Project 3.a.i

●	Module 2 - Project Implementation Speed	Ongoing	N/A	In Process	Pass & Ongoing	0.00
						0

Domain 1 Project Prescribed Milestones - Project 3.a.i Models 1, 2 and 3

3.a.i Model 1 3.a.i Model 2 3.a.i Model 3

Model	AV Driving	Project Requirement and Metric/Deliverable	Required Due Date	Committed Due Date	Milestone Status	Reviewer Status	AVs Awarded	
	●	5. Co-locate primary care services at behavioral health sites.	3/31/2018	3/31/2018	Completed		0	
								N/A
3.a.i Model 2		<i>Enter Reviewer Comment</i>						
	●	7. Conduct preventive care screenings, including behavioral health screenings (PHQ-2 or 9 for those screening positive, SBIRT) implemented for all patients to identify unmet needs.	3/31/2018	3/31/2018	Completed		0	
		<i>Enter Reviewer Comment</i>						



Save & Return

Print

Achievement Value (AV) Scorecard DY3, Q4 January 1, 2018 - March 31, 2018 (Payment Quarter)
The New York and Presbyterian Hospital - Project 3.a.i

		Enter Reviewer Comment
--	--	------------------------

Domain 3 Pay for Reporting			
AV Driving	Measure	Reviewer Status	AVs Awarded
	Follow-up care for Children Prescribed ADHD Medications - Continuation Phase	Pass & Ongoing	0.5
	P4R Measure DY3, Q4		
			0.5
	P4R Measure DY3, Q4		
			1
	P4R Measure DY3, Q4		

Domain 3 Pay for Performance			
AV Driving	Measure	Reviewer Status	AVs Awarded
	Adherence to Antipsychotic Medications for People with Schizophrenia	Fail	0
	P4P Measure DY3, Q4		
			0.5
	P4P Measure DY3, Q4		
	Antidepressant Medication Management - Effective Continuation Phase Treatment		0



Save & Return

Print

*Achievement Value (AV) Scorecard DY3, Q4 January 1, 2018 - March 31, 2018 (Payment Quarter)
The New York and Presbyterian Hospital - Project 3.a.i*

	Diabetes Monitoring for People with Diabetes and Schizophrenia	Pass & Ongoing	1
	P4P Measure DY3, Q4		
		Pass & Ongoing	1
	P4P Measure DY3, Q4		
		Pass & Ongoing	0.5
	P4P Measure DY3, Q4		
		Pass & Ongoing	0.5
	P4P Measure DY3, Q4		
		Fail	0
	P4P Measure DY3, Q4		
		Fail	0
	P4P Measure DY3, Q4		
		Fail	0
	P4P Measure DY3, Q4		
Total			3.50



Save & Return

Print

Achievement Value (AV) Scorecard DY3, Q4 January 1, 2018 - March 31, 2018 (Payment Quarter)
The New York and Presbyterian Hospital - Project 3.a.ii

Project Snapshot	
Project Domain	Clinical Improvement Projects (Domain 3)
Project ID	3.a.ii
Project Title	Behavioral health community crisis stabilization services

Payment Snapshot	
DY3, Q4 Payment Available	\$ 675,355
DY3, Q4 Payment Earned	\$ 506,516

3.a.ii Scoresheet									
Domain	Component	Review Status	AVs Available	Net AVs Awarded	Percentage AV	Domain Funding % (DY3)	Domain Funding % (DY3, Q4)	Payment Available (\$)	Net Payment Earned (\$)
Domain 1	Domain 1 Organizational	Complete	5.00	5.00	100%	40%	40%	270,142	270,142
	Project Implementation Speed	N/A	0.00	0.00	0%				
	Patient Engagement Speed	Complete	1.00	1.00	100%				
Domain 1 Subtotal			6.00	6.00	100%	40%	40%	270,142	270,142
Domain 3	Domain 3 Pay for Reporting (P4R)	Complete	2.00	2.00	100%	10%	10%	67,535	67,535
	Domain 3 Pay for Performance (P4P)		7.00	3.50	50%	50%	50%	337,677	168,839
Domain 2 Subtotal			9.00	5.50	61%	60%	60%	405,213	236,374
Total			15.00	11.50	77%	100%	100%	675,355	506,516

Total Project 3.a.ii AVs Awarded: 11.5 out of 15

Hide Reviewer Comments

Domain 1 Project Milestones Project 3.a.ii						
AV Driving	Project Requirement and Metric/Deliverable	Required Due Date	Committed Due Date	Milestone Status	Reviewer Status	AVs Awarded
●	Module 1 - Major risks to implementation and mitigation strategies	Ongoing	N/A	In Process	Pass & Ongoing	N/A
Enter Reviewer Comment						



Save & Return

Print

Achievement Value (AV) Scorecard DY3, Q4 January 1, 2018 - March 31, 2018 (Payment Quarter)
The New York and Presbyterian Hospital - Project 3.a.ii

●	Module 2 - Project Implementation Speed	3/31/2017	3/31/2017	Completed	Pass & Complete	0.00	
	<i>Enter Reviewer Comment</i>						
◐					Pass & Ongoing	1	
	<i>Enter Reviewer Comment</i>						
Total						1.00	

Domain 1 Project Prescribed Milestones - Project 3.a.ii						
AV Driving	Project Requirement and Metric/Deliverable	Required Due Date	Committed Due Date	Milestone Status	Reviewer Status	AVs Awarded
●	1. Implement a crisis intervention program that, at a minimum, includes outreach, mobile crisis, and intensive crisis services.	3/31/2017	3/31/2017	Completed	Pass & Complete	N/A
	<i>Enter Reviewer Comment</i>					
●	2. Establish clear linkages with Health Homes, ER and hospital services to develop and implement protocols for diversion of patients from emergency room and inpatient services.	3/31/2017	3/31/2017	Completed	Pass & Complete	N/A
	<i>Enter Reviewer Comment</i>					
●	3. Establish agreements with the Medicaid Managed Care organizations serving the affected population to provide coverage for the service array under this project.	3/31/2017	3/31/2017	Completed	Pass & Complete	N/A
	<i>Enter Reviewer Comment</i>					
◐					Pass & Complete	N/A
	<i>Enter Reviewer Comment</i>					



Save & Return

Print

Achievement Value (AV) Scorecard DY3, Q4 January 1, 2018 - March 31, 2018 (Payment Quarter) The New York and Presbyterian Hospital - Project 3.a.ii

●	5. Include at least one hospital with specialty psychiatric services and crisis-oriented psychiatric services; expansion of access to specialty psychiatric and crisis-oriented services.	3/31/2017	3/31/2017	Completed	Pass & Complete	N/A
<i>Enter Reviewer Comment</i>						
●	6. Expand access to observation unit within hospital outpatient or at an off campus crisis residence for stabilization monitoring services (up to 48 hours).	3/31/2017	3/31/2017	Completed	Pass & Complete	N/A
<i>Enter Reviewer Comment</i>						
●	7. Deploy mobile crisis team(s) to provide crisis stabilization services using evidence-based protocols developed by medical staff.	3/31/2017	3/31/2017	Completed	Pass & Complete	N/A
<i>Enter Reviewer Comment</i>						
●	8. Ensure that all PPS safety net providers have actively connected EHR systems with local health information exchange/RHIO/SHIN-NY and share health information among clinical partners, including direct exchange (secure messaging), alerts and patient record look up by the end of Demonstration Year (DY) 3.	3/31/2017	3/31/2017	Completed	Pass & Complete	N/A
<i>Enter Reviewer Comment</i>						
●	9. Establish central triage service with agreements among participating psychiatrists, mental health, behavioral health, and substance abuse providers.	3/31/2017	3/31/2017	Completed	Pass & Complete	N/A
<i>Enter Reviewer Comment</i>						
●	10. Ensure quality committee is established for oversight and surveillance of compliance with protocols and quality of care.	3/31/2017	3/31/2017	Completed	Pass & Complete	N/A
<i>Enter Reviewer Comment</i>						
					Pass & Complete	




Save & Return

Print

*Achievement Value (AV) Scorecard DY3, Q4 January 1, 2018 - March 31, 2018 (Payment Quarter)
The New York and Presbyterian Hospital - Project 3.a.ii*



Domain 3 Pay for Reporting




●	Follow-up care for Children Prescribed ADHD Medications - Continuation Phase		0.5
---	--	--	-----



●			1
---	--	--	---



Domain 3 Pay for Performance



●	Adherence to Antipsychotic Medications for People with Schizophrenia		0
---	--	--	---



Save & Return

Print

*Achievement Value (AV) Scorecard DY3, Q4 January 1, 2018 - March 31, 2018 (Payment Quarter)
The New York and Presbyterian Hospital - Project 3.a.ii*

	Antidepressant Medication Management - Effective Acute Phase Treatment	Pass & Ongoing	0.5
	P4P Measure DY3, Q4		
		Fail	0
	P4P Measure DY3, Q4		
	P4P Measure DY3, Q4		
		Pass & Ongoing	1
	P4P Measure DY3, Q4		
		Pass & Ongoing	1
	P4P Measure DY3, Q4		
		Pass & Ongoing	0.5
	P4P Measure DY3, Q4		
		Pass & Ongoing	0.5
	P4P Measure DY3, Q4		
		Fail	0
	P4P Measure DY3, Q4		



Save & Return

Print

*Achievement Value (AV) Scorecard DY3, Q4 January 1, 2018 - March 31, 2018 (Payment Quarter)
The New York and Presbyterian Hospital - Project 3.a.ii*

●	Initiation of Alcohol and Other Drug Dependence Treatment (1 visit within 14 days) P4P Measure DY3, Q4		0
		Fail	0
◐	P4P Measure DY3, Q4		
Total			3.50



Save & Return

Print

Achievement Value (AV) Scorecard DY3, Q4 January 1, 2018 - March 31, 2018 (Payment Quarter)
The New York and Presbyterian Hospital - Project 3.e.i

Project ID	
Project Title	Comprehensive project to decrease HIV/AIDS transmission—development of Center of Excellence management of HIV/AIDS

Payment Snapshot	
DY3, Q4 Payment Available	\$ 593,423
DY3, Q4 Payment Earned	

3.e.i Scoresheet									
Domain	Component	Review Status	AVs Available	Net AVs Awarded	Percentage AV	Domain Funding % (DY3)	Domain Funding % (DY3, Q4)	Payment Available (\$)	Net Payment Earned (\$)
Domain 1	Domain 1 Organizational	Complete	5.00	5.00	100%	40%	40%	237,369	197,808
	Project Implementation Speed	N/A	0.00	0.00	0%				
	Patient Engagement Speed	Complete	1.00	0.00	0%				
Domain 1 Subtotal			6.00	5.00	83%	40%	40%	237,369	197,808
Domain 3	Domain 3 Pay for Reporting (P4R)	Complete	3.00	3.00	100%	10%	10%	59,342	59,342
	Domain 3 Pay for Performance		4.00	3.00	75%	50%	50%	296,711	222,534
Domain 3 Subtotal			7.00	6.00	86%	60%	60%	356,054	281,876
Total		Complete	13.00	11.00	85%	100%	100%	593,423	479,684

Total Project 3.e.i AVs Awarded: 11 out of 13

Hide Reviewer Comments

Domain 1 Project Milestones Project 3.e.i						
AV Driving	Project Requirement and Metric/Deliverable	Required Due Date	Committed Due Date	Milestone Status	Reviewer Status	AVs Awarded
●	Module 1 - Major risks to implementation and mitigation strategies	Ongoing	N/A	In Process	Pass & Ongoing	N/A
Enter Reviewer Comment						



Save & Return

Print

Achievement Value (AV) Scorecard DY3, Q4 January 1, 2018 - March 31, 2018 (Payment Quarter)
The New York and Presbyterian Hospital - Project 3.e.i

●	Module 2 - Project Implementation Speed	Ongoing	N/A	Completed	Pass & Ongoing	0
	Enter Reviewer Comment					
●	Module 3 - Patient Engagement Speed	Ongoing	N/A	Completed	Fail	0
	Enter Reviewer Comment					
Total						0

Domain 1 Project Prescribed Milestones - Project 3.e.i Models 1, 2 and 3

3.e.i Model 1 3.e.i Model 2

Model	AV Driving	Project Requirement and Metric/Deliverable	Required Due Date	Committed Due Date	Milestone Status	Reviewer Status	AVs Awarded
●	●	8. Identify site location for a Center of Excellence (COE) which would provide access to the population infected with HIV (and/or HCV).	3/31/2017	3/31/2017	Completed	Pass & Complete	N/A
		Enter Reviewer Comment					
		9. Co-locate at this site services generally needed for this population including primary care, specialty care, dental care, behavioral health services, dietary services, high risk prenatal care and buprenorphine maintenance treatment.	9/30/2017	9/30/2017	Completed	Pass & Complete	N/A
●	●	10. Co-locate care management services including Health Home care managers for those eligible for Health Homes.	9/30/2017	9/30/2017	Completed	Pass & Complete	N/A
		Enter Reviewer Comment					



Save & Return

Print

Achievement Value (AV) Scorecard DY3, Q4 January 1, 2018 - March 31, 2018 (Payment Quarter)
The New York and Presbyterian Hospital - Project 3.e.i

3.e.i Model 2	●	11. Develop a referral process and connectivity for referrals of people who qualify for but are not yet in a Health Home.	3/31/2017	3/31/2017	Completed	Pass & Complete	N/A
	Enter Reviewer Comment						
	●	12. Ensure understanding and compliance with evidence-based guidelines for management of HIV/AIDS (and HCV)	3/31/2017	3/31/2017	Completed	Pass & Complete	N/A
	Enter Reviewer Comment						
	●	13. Ensure coordination of care between all available services preferably through a single electronic health/medical/care management record.	9/30/2017	9/30/2017	Completed	Pass & Complete	N/A
	Enter Reviewer Comment						
	●	14. Ensure that all PPS safety net providers are actively sharing EHR systems or other IT platforms with local health information exchange/RHIO/SHIN-NY and sharing health information among clinical partners, including direct exchange (secure messaging), alerts and patient record look ups, by the end of DY 3.	9/30/2017	9/30/2017	Completed	Pass & Complete	N/A
	Enter Reviewer Comment						
	●	15. Ensure that EHR systems or other IT platforms, used by participating safety net providers meet Meaningful Use and PCMH Level 3 standards and/or APCM by the end of Demonstration Year 3.	9/30/2017	9/30/2017	Completed	Pass & Complete	N/A
	Enter Reviewer Comment						
						Pass & Complete	N/A
Enter Reviewer Comment							



Save & Return

Print

*Achievement Value (AV) Scorecard DY3, Q4 January 1, 2018 - March 31, 2018 (Payment Quarter)
The New York and Presbyterian Hospital - Project 3.e.i*

		17. Seek designation as center of excellence from New York State Department of Health.	9/30/2017	9/30/2017	Completed		N/A
--	--	--	-----------	-----------	-----------	--	-----

Domain 3 Pay for Performance and Pay for Reporting - Project 3.e.i (all Milestones are P4R in DY1)

	Cervical Cancer Screening						1
							0.3333333
							0.3333333
							0.3333333
							1



Save & Return

Print

*Achievement Value (AV) Scorecard DY3, Q4 January 1, 2018 - March 31, 2018 (Payment Quarter)
The New York and Presbyterian Hospital - Project 3.e.i*

Domain 3 Pay for Performance and Pay for Reporting - Project (all Milestones are P4R in DY1)		
	HIV/AIDS Comprehensive Care : Engaged in Care	0
		1
		1
		1



Save & Return

Print

Achievement Value (AV) Scorecard DY3, Q4 January 1, 2018 - March 31, 2018 (Payment Quarter)
The New York and Presbyterian Hospital - Project 3.g.i

Project Snapshot	
Project Domain	Clinical Improvement Projects (Domain 3)
Project ID	3.g.i
Project Title	Integration of palliative care into the PCMH model

Payment Snapshot	
DY3, Q4 Payment Available	\$ 629,491
DY3, Q4 Payment Earned	\$ 629,491

3.g.i Scoresheet									
Domain	Component	Review Status	AVs Available	Net AVs Awarded	Percentage AV	Domain Funding % (DY3)	Domain Funding % (DY3, Q4)	Payment Available (\$)	Net Payment Earned (\$)
Domain 1	Domain 1 Organizational	Complete	5.00	5.00	100%	40%	27%	167,864	167,864
	Project Implementation Speed	N/A	0.00	0.00	0%				
	Patient Engagement Speed	Complete	1.00	1.00	100%				
Domain 1 Subtotal			6.00	6.00	100%	40%	27%	167,864	167,864
Domain 3	Domain 3 Pay for Reporting (P4R)	Complete	5.00	5.00	100%	10%	73%	461,627	461,627
	Domain 3 Pay for Performance (P4P)	N/A	N/A			50%	0%	-	-
Domain 2 Subtotal			5.00	5.00	100%	60%	73%	461,627	461,627
Total		Complete	11.00	11.00	100%	100%	100%	629,491	629,491

Total Project 3.g.i AVs Awarded: 11 out of 11

Hide Reviewer Comments

Domain 1 Project Milestones Project 3.g.i						
AV Driving	Project Requirement and Metric/Deliverable	Required Due Date	Committed Due Date	Milestone Status	Reviewer Status	AVs Awarded
●	Module 1 - Major risks to implementation and mitigation strategies	Ongoing	N/A	In Process	Pass & Ongoing	N/A
Enter Reviewer Comment						



Save & Return

Print

Achievement Value (AV) Scorecard DY3, Q4 January 1, 2018 - March 31, 2018 (Payment Quarter)
The New York and Presbyterian Hospital - Project 3.g.i

●	Module 2 - Project Implementation Speed	3/17/2017	3/17/2017	Completed	Pass & Complete	0.00
	<i>Enter Reviewer Comment</i>					Pass & Ongoing
●	<i>Enter Reviewer Comment</i>					
Total						1.00

Domain 1 Project Prescribed Milestones - Project 3.g.i						
AV Driving	Project Requirement and Metric/Deliverable	Required Due Date	Committed Due Date	Milestone Status	Reviewer Status	AVs Awarded
●	1. Integrate Palliative Care into appropriate participating PCPs that have, or will have, achieved NCQA PCMH and/or APCM certification.	3/31/2017	3/31/2017	Completed	Pass & Complete	N/A
●	2. Develop partnerships with community and provider resources including Hospice to bring the palliative care supports and services into the	3/31/2017	3/31/2017	Completed	Fail	N/A
●	3. Develop and adopt clinical guidelines agreed to by all partners including services and eligibility.	3/31/2017	3/31/2017	Completed	Pass & Complete	N/A
●	4. Engage staff in trainings to increase role-appropriate competence in palliative care skills and protocols developed by the PPS.	3/31/2017	3/31/2017	Completed	Pass & Complete	N/A
					Fail	



Save & Return

Print

*Achievement Value (AV) Scorecard DY3, Q4 January 1, 2018 - March 31, 2018 (Payment Quarter)
The New York and Presbyterian Hospital - Project 3.g.i*

			N/A

Domain 3 Pay for Performance and Pay for Reporting - Project 3.g.i

	Percentage of members who remained stable or demonstrated improvement in pain		1
			1
			1
			1
			1
			1



Save & Return

Print

Achievement Value (AV) Scorecard DY3, Q4 January 1, 2018 - March 31, 2018 (Payment Quarter)
The New York and Presbyterian Hospital - Project 4.b.i

Project Snapshot	
Project Domain	Domain 4: Population-wide Projects: New York's
Project ID	4.b.i
Project Title	Promote Tobacco Use Cessation, especially among low SES populations and those with poor mental health

Payment Snapshot	
DY3, Q4 Payment Available	\$ 482,188
DY3, Q4 Payment Earned	\$ 482,188

4.b.i Scoresheet									
Domain	Component	Review Status	AVs Available	Net AVs Awarded	Percentage AV	Domain Funding % (DY3)	Domain Funding % (DY3, Q4)	Payment Available (\$)	Net Payment Earned (\$)
Domain 1	Domain 1 Organizational	Complete	5.00	5.00	100%	40%	40%	192,875	192,875
	Project Implementation Speed	N/A	0.00	0.00	0%				
	Patient Engagement Speed	N/A	0.00	0.00	0%				
Domain 1 Subtotal			5.00	5.00	100%	40%	40%	192,875	192,875
Domain 4	Domain 4 Pay for Reporting (P4R)	Complete	17.00	17.00	100%	60%	60%	289,313	289,313
	Domain 4 Pay for Performance (P4P)	N/A	N/A	N/A	N/A	0%	0%	-	-
Domain 4 Subtotal			17.00	17.00	100%	60%	60%	289,313	289,313
Total		Complete	22.00	22.00	100%	100%	100%	482,188	482,188

Total Project 4.b.i AVs Awarded: 22 out of 22

Hide Reviewer Comments

Domain 4 Pay for Performance and Pay for Reporting - Project 4.b.i (all Milestones are P4R in DY2)			
AV Driving	Measure	Reviewer Status	AVs Awarded
	Percentage of premature death (before age 65 years)	Pass & Ongoing	1
<i>Enter Reviewer Comment</i>			



Save & Return

Print

Achievement Value (AV) Scorecard DY3, Q4 January 1, 2018 - March 31, 2018 (Payment Quarter)
The New York and Presbyterian Hospital - Project 4.b.i

	Percentage of premature death (before age 65 years) – Ratio of Black non-Hispanics to White non-Hispanics	Pass & Ongoing	1
<i>Enter Reviewer Comment</i>			
		Pass & Ongoing	1
<i>Enter Reviewer Comment</i>			
		Pass & Ongoing	1
<i>Enter Reviewer Comment</i>			
		Pass & Ongoing	1
<i>Enter Reviewer Comment</i>			
		Pass & Ongoing	1
<i>Enter Reviewer Comment</i>			
		Pass & Ongoing	1
<i>Enter Reviewer Comment</i>			
		Pass & Ongoing	1
<i>Enter Reviewer Comment</i>			



Save & Return

Print

Achievement Value (AV) Scorecard DY3, Q4 January 1, 2018 - March 31, 2018 (Payment Quarter)
The New York and Presbyterian Hospital - Project 4.b.i

	Percentage of children and adolescents who are obese	Pass & Ongoing	1
<i>Enter Reviewer Comment</i>			
		Pass & Ongoing	1
<i>Enter Reviewer Comment</i>			
		Pass & Ongoing	1
<i>Enter Reviewer Comment</i>			
		Pass & Ongoing	1
<i>Enter Reviewer Comment</i>			
		Pass & Ongoing	1
<i>Enter Reviewer Comment</i>			
		Pass & Ongoing	1
<i>Enter Reviewer Comment</i>			
		Pass & Ongoing	1
<i>Enter Reviewer Comment</i>			



Department
of Health

Medicaid
Redesign Team

New York State Department of Health
Delivery System Reform Incentive Payment (DSRIP) Program

Save & Return

Print

*Achievement Value (AV) Scorecard DY3, Q4 January 1, 2018 - March 31, 2018 (Payment Quarter)
The New York and Presbyterian Hospital - Project 4.b.i*

Total	17.00
-------	-------



Save & Return

Print

Achievement Value (AV) Scorecard DY3, Q4 January 1, 2018 - March 31, 2018 (Payment Quarter)
The New York and Presbyterian Hospital - Project 4.c.i

Project Snapshot	
Project Domain	Domain 4: Population-wide Projects: New York's
Project ID	4.c.i
Project Title	Decrease HIV morbidity

Payment Snapshot	
DY3, Q4 Payment Available	\$ 402,680
DY3, Q4 Payment Earned	\$ 402,680

4.c.i Scoresheet									
Domain	Component	Review Status	AVs Available	Net AVs Awarded	Percentage AV	Domain Funding % (DY3)	Domain Funding % (DY3, Q4)	Payment Available (\$)	Net Payment Earned (\$)
Domain 1	Domain 1 Organizational	Complete	5.00	5.00	100%	40%	40%	161,072	161,072
	Project Implementation Speed	N/A	0.00	0.00	0%				
	Patient Engagement Speed	N/A	0.00	0.00	0%				
Domain 1 Subtotal			5.00	5.00	100%	40%	40%	161,072	161,072
Domain 4	Domain 4 Pay for Reporting (P4R)	Complete	11.00	11.00	100%	60%	60%	241,608	241,608
	Domain 4 Pay for Performance (P4P)	N/A	N/A	N/A	N/A	0%	0%	-	-
Domain 4 Subtotal			11.00	11.00	100%	60%	60%	241,608	241,608
Total		Complete	16.00	16.00	100%	100%	100%	402,680	402,680

Total Project 4.c.i AVs Awarded: 16 out of 16

Hide Reviewer Comments

Domain 4 Pay for Performance and Pay for Reporting - Project 4.c.i (all Milestones are P4R in DY2)			
AV Driving	Measure	Reviewer Status	AVs Awarded
	Age-adjusted preventable hospitalizations rate per 10,000 - Aged 18+ years – Ratio of Hispanics to White non-Hispanics	Pass & Ongoing	1
Enter Reviewer Comment			



Save & Return

Print

Achievement Value (AV) Scorecard DY3, Q4 January 1, 2018 - March 31, 2018 (Payment Quarter)
The New York and Presbyterian Hospital - Project 4.c.i

	Newly diagnosed HIV case rate per 100,000	Pass & Ongoing	1
<i>Enter Reviewer Comment</i>			
		Pass & Ongoing	1
<i>Enter Reviewer Comment</i>			
		Pass & Ongoing	1
<i>Enter Reviewer Comment</i>			
		Pass & Ongoing	1
<i>Enter Reviewer Comment</i>			
		Pass & Ongoing	1
<i>Enter Reviewer Comment</i>			
		Pass & Ongoing	1
<i>Enter Reviewer Comment</i>			
		Pass & Ongoing	1
<i>Enter Reviewer Comment</i>			



Save & Return

Print

*Achievement Value (AV) Scorecard DY3, Q4 January 1, 2018 - March 31, 2018 (Payment Quarter)
The New York and Presbyterian Hospital - Project 4.c.i*

●	Age-adjusted preventable hospitalizations rate per 10,000 - Aged 18+ years		1
	<i>Enter Reviewer Comment</i>		
◐		Pass & Ongoing	1
	<i>Enter Reviewer Comment</i>		
Total			11.00